



**Mississippi Department  
of Revenue**

**Annual Report  
Fiscal Year 2017**

# Taxes and Fees Administered by the Department of Revenue

Sales and Use Taxes	Sales Tax §27-65-13	Alcoholic Beverages Excise Tax §27-71-7	Alcohol, Beer, Tobacco
	Use Tax §27-67-5	Alcoholic Beverages Permit Fees §27-7-5	
	Amusement or Admissions Tax §27-65-22	Alcoholic Beverages Mark-up §27-7-11	
	Contractor's Tax §21-65-21	Native Wine §67-5-13	
	Casual Auto Sales §27-65-201	Beer and Light Wine §27-71-307	
	City Utility Tax §21-33-201	Beer Permits §27-71-303	
	Motor Vehicle Rental Tax §27-65-231	Tobacco, Cigarettes §27-69-13(a)	
	Occupancy Tax, various	Other Tobacco Products §27-69-13(b)	
	Tourism and Economic Development Taxes (78 Levies)	Non-Settling Tobacco Manufacturers §27-70-5	
	Waste Tire Disposal Fee §17-17-423(1)	Insurance Premium §27-15-103	
Income Tax §27-7-5	State Fire Academy Tax §45-11-5(1)		
S Corporations §27-8-7	County and Municipal Volunteer Fire Department Tax §45-11-5(3)		
Franchise §27-13-5, §27-13-7	Fireman and Police Tax §21-29-229		
Withholding §27-7-305	Gaming §75-76-183	Gaming	
Estimate Payments §27-7-319	License Fee (Gaming Manufacturer, Seller or Distributor) §75-76-79		
Withholding Gaming Winnings §27-7-901, §27-7-903	License Fee Based on Number of Games §75-76-191		
Estate Tax §27-9-5	Gross Revenue Fee §75-76-177		
Gasoline §27-55-11	Municipal/County Fee §75-76-195		
Aviation Fuel §27-55-11	City/County Gross Revenue Tax (14 local levies)		
Un-dyed Diesel §27-55-519, §27-55-521	Gas Severance §27-25-703		Severance
Dyed Diesel §27-55-519	Oil Severance §27-25-503		
Aircraft Fuel §27-55-519	Timber Severance §27-25-1		
Compressed Gas/Motor Fuel §27-59-11	E- 911 §19-5-357		
Compressed Natural Gas /Motor Fuel §27-59-11	Prepaid Wireless Charge §19-5-343		
Lubricating Oil §27-57-11	Hazardous Waste §17-17-53		
Environmental Protection Fee §49-17-407(2)	Installment Loan (Finance Privilege) §27-21-3	Miscellaneous Taxes	
Propane Education §75-57-119	Non hazardous Waste §17-17-219		
Compressed Gas §27-59-307	Municipal Gas Utility §77-11-201		
Compressed Gas §27-59-49	Railroad Regulatory §77-9-493		
Locomotive Fuel §27-59-307, §27-59-321	Statewide Privilege Tax Telephones §27-15-153		
Sea Wall §65-33-47	Statewide Privilege Tax Railroad §27-15-157		
Compressed Gas §27-59-11(3), §27-59-11(4)	Statewide Privilege Tax Pipeline §27-15-165		
International Fuel Tax Agreement (IFTA) §27-61-20	Statewide Privilege Tax Electrical Company §27-15-155		
Titles Motor Vehicles and Manufactured Homes §63-21-3	Utility Regulatory Tax §77-3-87		Property
International Registration Plan (IRP) §27-19-143	Homestead Exemption §27-33-1		
Road and Bridge Privilege Tax §27-19-1	Industrial Exemptions §27-31-101		
Private carrier of passengers §27-19-5 §27-19-5	Nuclear in lieu Tax §27-35-309		
Church or School Bus §27-19-9	Rail Car in Lieu §27-35-515		
Trailer Tags §27-19-17	Legislative Tag Credit §27-51-101		
Dealer Tags §27-19-309(7)	TVA in lieu §27-37-303		
Registration §27-19-43(3)(a) and (b)			

# Mississippi Department of Revenue

## Table Of Contents

<b>Letter from the Commissioner</b>	5	<b>Alcoholic Beverages</b>	109
		<i>Collections and Transfers</i>	
		<i>Breakdown of Cost on Average Purchase</i>	
		<i>Product Sales and Collections by County</i>	
		<i>Permit Fee Distributions</i>	
		<i>Collections and Volume Sales Since 1967</i>	
		<i>Wet Dry Listing</i>	
<b>Agency Overview</b>	7	<b>Petroleum Taxes</b>	119
<i>Employee Honors</i>		<i>Collections and Transfers</i>	
<i>Mission &amp; Goals</i>		<i>Distributions to Municipalities</i>	
<i>Organization</i>		<i>Distributions to Counties</i>	
		<i>Quantities and Collections by Fuel Type</i>	
<b>Receipts and Transfers Summary</b>	15	<b>Road and Bridge Privilege Taxes</b>	131
<i>General Fund Transfers</i>		<i>Receipts and Distributions</i>	
<i>Special Fund Transfers</i>		<i>Motor Vehicle Registrations</i>	
		<i>Special Plates</i>	
<b>Sales Tax</b>	23	<i>Titles</i>	
<i>Summary of Collections &amp; Transfers</i>		<b>Property Taxes</b>	139
<i>Transfers to Municipalities</i>		<i>Homestead Exemption</i>	
<i>Special Tax Transfers to Counties and Cities</i>		<i>In Lieu (TVA, Rail Car, Nuclear)</i>	
<i>City Utility and Motor Vehicle Rental Tax Payments</i>		<i>Ad Valorem Assessments</i>	
<i>Classification of Sales by Industry Groups</i>			
<i>Classification of Sales by City &amp; County</i>			
<b>Income Tax</b>	93	<b>Contact Information</b>	167
<i>Summary of Receipts &amp; Transfers</i>			
<i>Individual Income and Corporate Statistics</i>			
<i>Individual Income Reported County</i>			
<i>Corporate and Franchise Reported by County</i>			
<b>Gaming and Severance Taxes</b>	103		
<i>Gaming Receipts and Transfers</i>			
<i>Severance Taxes Receipts and Transfers</i>			
<i>Severance Tax Transfers to Counties</i>			

Follow us on social media!



[www.dor.ms.gov](http://www.dor.ms.gov)



@MSDeptofRevenue  
@MSAlcoholicBeverageControl



@MSDeptofRevenue



— DEPARTMENT OF —  
**REVENUE**  
— STATE OF MISSISSIPPI —

**To the Governor, Legislature, and the People of Mississippi:**

I am pleased to submit this annual report of the activities of the Mississippi Department of Revenue for Fiscal Year ending June 30, 2017.

This report provides statistical data pertaining to the taxes administered by this agency. The revenues collected by the Department of Revenue provide support for state operations by funding programs and services that benefit all citizens.

The dedicated employees of this agency remain focused on our mission to collect revenue and to fairly administer the revenue, local option, property tax and motor vehicle laws of this state. As we look to the future, we remain challenged in finding new and innovative ways of delivering services and implementing best practices to improve our internal controls and technology platforms to provide long-term benefits for Mississippi and its citizens.

It is our hope that you find this information helpful.

Sincerely,

Herb Frierson  
Commissioner of Revenue







## Employee of the Year Elizabeth Beard

We congratulate Elizabeth Beard for being selected as the 2017 Employee of the Year. Elizabeth personifies a public servant by working in the Human Resources Department to ensure that the needs of the agency and the needs of the employees are met. As the Human Resources Representative, she is currently the only staff member serving in this capacity for the entire agency. She has graciously taken on the additional work load when the Human Resources staff decreased by three. She provides professionalism under



pressure when difficult issues arise and handles them in a fair and caring manner. “Liz” always seems to have a smile on her face. Lamar Wilson, HR Office Director, states “ Being a great Human Resources Professional is about finding balance and that is not something you learn in a classroom or a book. Liz has found that balance between being professional and being approachable, and between being compassionate and being firm. That balance is something that just develops from within and Liz has it.”

Pictured: Elizabeth Beard, Property Officer; Commissioner Herb Frierson.

## DOR Employees of the Month



Standing: Commissioner Herb Frierson; Darrell Mosley, Criminal Investigator; Alan Young, Tax Auditor / Accountant; Robert Zischke, Bureau Director; Wesley Jordan, Tax Revenue Analyst; Jeremy Washington, Property Officer Trainee; Corey Cunningham, Tax Auditor / Accountant.

Seated: Nikeshia Agee, Branch Director; Elizabeth Beard, Staff Officer; Teresa Beluso, Deputy Bureau Director; Kimberly Robinson, Tax Revenue Analyst; Mosi Wang, Tax Auditor / Accountant.

Not pictured: Charlie Walley, Bureau Director; Kristen Gann, Bureau Director; Karen Morgan, Tax Auditor / Accountant; Chris Rand, Tax Auditor / Accountant; Kalon Oakley, Revenue Officer; Tonia Owens, Purchasing Agent; D’Angela Tyler, Tax Processor

# DOR Employees Honored for Years of Service



## Forty-Five Years Service

Not pictured: Georgia Johnson, Division Director

## Thirty-Five Years Service

Pictured (l to r): John (Bill) Love, Tax Auditor / Accountant; Herb Frierson, Commissioner

Not pictured: Peggy Phillips, Tax Revenue Analyst

## Thirty Years Service

Pictured (l to r): Ronnie Lynch, Tax Auditor / Accountant; Ramona Hilderbrand, Tax Revenue Analyst

Not pictured: Tony Lawler, Office Director; Dirk Robertson, Bureau Director



## Twenty-Five Years Service

Pictured (l to r): Meg Bartlett, Associate Commissioner; Janet Cahee, Tax Auditor / Accountant; Paulette Cole, Tax Revenue Analyst; Jacqueline Davis, Tax Revenue Analyst

Not Pictured: Levon Carter, Tax Revenue Analyst; Dwayne Coats, Tax Criminal Investigator



## DOR Employees Honored for Years of Service



### Twenty Years Service

Standing: Jennifer Wentworth, Associate Commissioner; Darrell Mosley, Criminal Investigator; Tracy Berry, Bureau Director; Bobby Tyson, Business Systems Analyst; Commissioner Herb Frierson; Shanna Moorehead, Tax Revenue Analyst; Tim Cousin, Tax Revenue Analyst; Danny Hall, Division Director.

Seated: Shelia Jones, Tax Revenue Analyst; LaWanda Williams, Tax Revenue Analyst; Sandra Fraizer, Tax Revenue Analyst; Trudy Hawkins, Tax Revenue Analyst.

Not pictured: Jeff Ashley, Tax Revenue Analyst; Gerri Coleman, Tax Revenue Analyst; Patrick Daily, ABC Agent-in-Charge; Kristin Gann, Bureau Director; Eginola Harris, Property Officer; Yulonda Hunley, Tax Revenue Analyst; Frankie Lewis, Bureau Director, Deputy; Janice McCamom, Tax Revenue Analyst; Patrick Otis, Property Officer



### Fifteen Years Service

Standing: Sam Portera, Office Director Deputy; Lamar Wilson, Office Director; Keri Davis, Tax Auditor / Accountant; Commissioner Herb Frierson.

Seated: Robistine Jones, Tax Processor; Diane Ferrell, Tax Processor; Ashley May, Attorney Senior.

Not pictured: Bryan Alexander, Enforcement Deputy Chief; Tanga Bryant, Tax Revenue Analyst; Amy Dawson, Tax Auditor / Accountant; Adam Robinson, Enforcement Agent.

# Department of Revenue

## *Mission, Vision, Philosophy, and Goals*

The Department of Revenue is guided by our vision, philosophy and goals. Our objective is to ensure that revenue is available to fund government programs. The Department's statutory responsibilities include the following requirements:

- Administer the Revenue Laws
- Administer the State's Motor Vehicle Registration and Title Laws
- Ensure Equalization of Property Values
- Administer Local Option Alcoholic Beverage Laws

### MISSION

*The Mission of the Department of Revenue is to be the mechanism for the citizens of the State of Mississippi to fund their public services through the accurate collection of revenue, the efficient administration of revenue and licensing systems, and the fair and equitable enforcement of all Mississippi tax laws, rules and regulations.*

### VISION

*The Mississippi Department of Revenue works to have each employee committed to accomplish the Mission with integrity; to instill public confidence in government; to continuously improve our performance; and to provide a positive and professional workplace for our taxpayers (customers) and each other.*

### PHILOSOPHY

*The Department of Revenue is accountable to all in the collection of revenue according to the provisions of Mississippi law. We will not assess or collect any tax or fee that is not lawfully due. We strive to work with our taxpayers (customers) to achieve the highest level of voluntary compliance.*

### GOALS

- The Department of Revenue has four basic goals that connect our Mission to our Vision.*
- *Improve voluntary compliance with all Mississippi tax laws, rules and regulations.*
  - *Make the DOR the most innovative, efficient agency in the state.*
  - *Hire and sustain a skilled, professional, and motivated work force.*
  - *Provide the highest level of quality service to the citizens of Mississippi.*

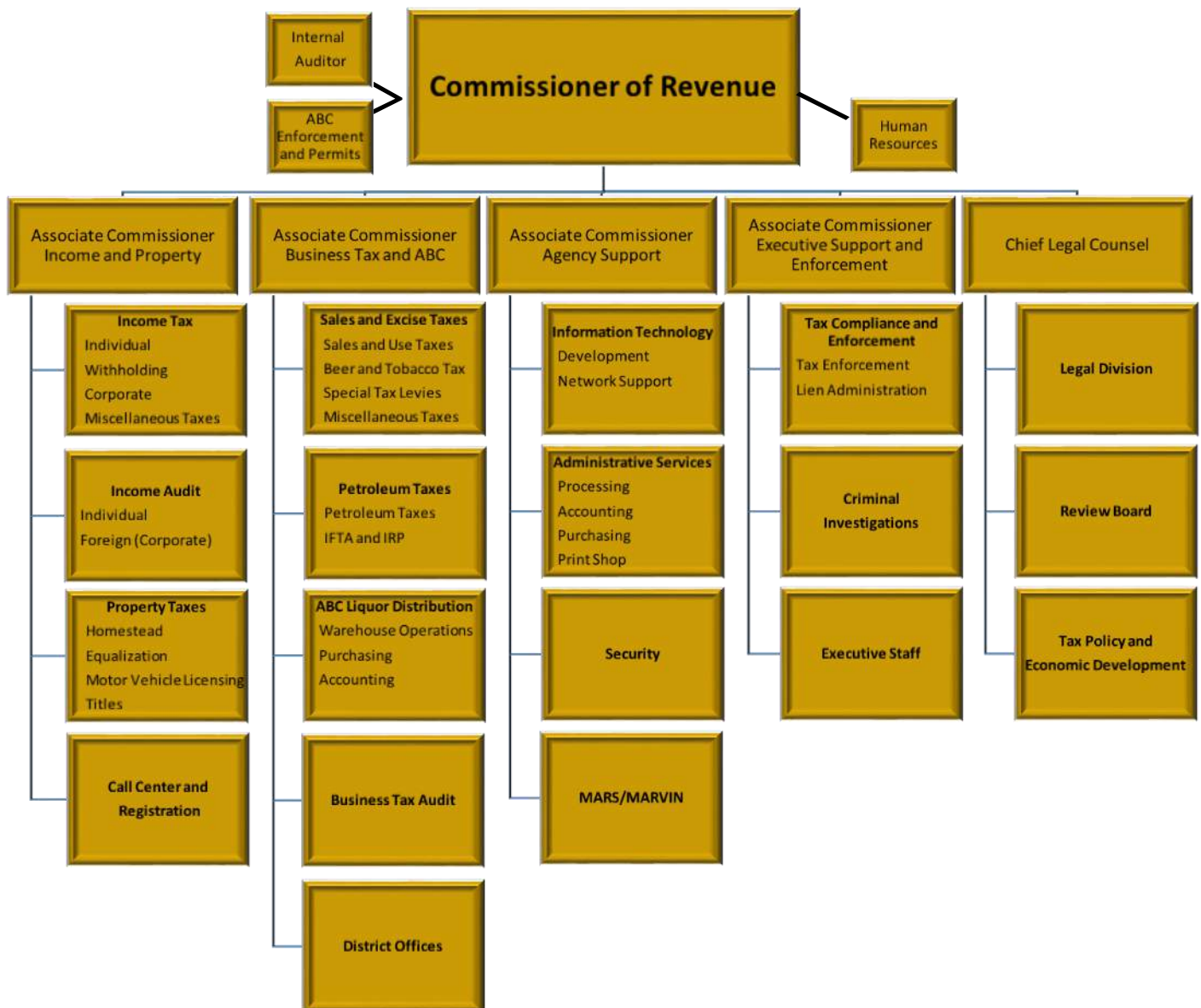
“There is hereby created a Department of Revenue the head of which shall be the Commissioner of Revenue” MCA § 27-3-1

# Agency Organization

The Commissioner of Revenue is the Executive Director of the Department. He is appointed by the Governor and confirmed by the Senate to serve a term of six years. Assisting the Commissioner includes the Associate Commissioner of Income and Property Tax, Associate Commissioner of Business Taxes and ABC, Associate Commissioner of Agency Support, Associate Commissioner for Executive Support and Enforcement, Chief Legal Counsel, Chief of ABC Enforcement, Human Resources Director, and the Internal Auditor.

The DOR accomplishes its mission through various programs focused on implementing tax laws, processing tax revenue, and providing services to state government and the general public. The agency is an interconnected organization dedicated to continuous improvement.

The following organization chart identifies the functional areas that complete the work of the agency:





## Executive Staff

**Meg Bartlett serves as the Associate Commissioner for Business Taxes and ABC.** She is responsible for the direction of the Office of Business Taxes, Business and Transaction Tax Audit, Office of Alcoholic Beverage Control, and for oversight of the district offices located across the state.

**Office of Business Tax** administers Sales and Use Taxes, Beer and Tobacco, Special City and County Levies, Petroleum Taxes and similar taxes. The Office provides taxpayer service through performing error resolution and technical assistance functions. They are responsible for managing taxpayer accounts, developing forms and filing guidelines, and administering the International Fuel Tax Agreement (IFTA) and the International Registration Plan (IRP.)

**Business and Transaction Tax Audit** is performed by field personnel located in district offices across the state. District auditors perform most of their work inside Mississippi, but also examine business taxes for taxpayers whose records are located outside the state.

**Alcoholic Beverage Control (ABC)** is responsible for the ensuring of an orderly system for the convenient distribution of alcoholic beverages through the state controlled system. ABC includes warehouse shipping and receiving, accounts receivable and payable, inventory management, liquor order processing, and customer service.

**Jan Craig, CPA, serves as the Associate Commissioner for Income and Property Tax** and is responsible for the direction of the Office of Income Tax, the Office of Property Tax and Customer Service and Registration.

**Office of Income Tax** administers Individual Income, Withholding and Corporate and Franchise Taxes. The office provides taxpayer service through performing error resolution and technical assistance. They are responsible for managing taxpayer accounts, developing forms and filing guidelines, and issuing tax refunds.

**Income Tax Audit** is comprised of both Field Audit and Office Audit personnel. Field audit is performed outside Mississippi for Corporate and Franchise Taxes. Office audit includes examination and verification of Individual Income tax returns.

**Property Tax** ensures the fair and uniform property values for Mississippians. Property Tax Division is responsible for measuring county assessor performance for compliance and providing technical training. They administer the reimbursement to the counties for Homestead Exemption.

**Motor Vehicle Licensing and Title Bureaus** provide services used by nearly every citizen of the State. They are responsible for maintaining motor vehicle registration information, administering the motor vehicle network, and issuing titles.

**Customer Service and Registration** is responsible for providing customer assistance through the agency's Taxpayer Access Point (TAP) and responding to phone calls and written correspondence. Duties include answering general questions, assisting with registration and licensing of new businesses, and providing assistance with online services.

**Charles Fairchild, performs internal audit** functions by making financial and operational audits of DOR offices and providing performance measurement reporting. He performs other investigations and reviews as needed, including evaluating and providing reasonable assurance that DOR systems are functioning as expected and enable the agency's objectives and goals to be met.

**Rusty Hanna serves as Chief of ABC Enforcement** and is responsible for the direction of ABC Permit and ABC Enforcement.

**ABC Permit** serves to receive and review applications for processing and the issuance of all ABC Liquor Permits and renewals.

**ABC Enforcement** serves to enforce the Local Option Alcoholic Beverage Control Laws, Prohibition Laws, and select Beer Laws. Enforcement includes a wide range of duties to ensure fair and equitable enforcement of laws and regulations on businesses that manufacture, import, distribute or sell alcoholic beverages. Other duties include; conducting criminal investigations, executing search warrants, arrests, and testifying in criminal and civil court. Criminal investigations entail undercover activities of the illicit manufacture, possession, transportation, and sale of alcoholic beverages. Also, enforcement routinely assists local, state and federal law enforcement agencies.

## Executive Staff

**Ashley May, Esq.,** serves as the **Chief Legal Counsel** for the Department. The Legal Division, Review Board, and Office of Tax Policy and Economic Development are under her direction.

**Legal Division** provides legal guidance, support and representation to the Department of Revenue and the Commissioner. They represent the agency in administrative hearings and court proceedings. The **Bankruptcy Section of the Legal Division** is responsible for the administration of bankruptcy cases, claims, and payments for the Mississippi Department of Revenue.

**Review Board** provides the first level of administrative review for taxpayer appeals on matters administered by the DOR. Its purpose is to resolve disputed tax matters in an informal and consistent manner by conducting hearings with taxpayers.

**Tax Policy and Economic Development** develops administrative tax policy and rules for the DOR. The section is responsible for monitoring response of letter rulings and declaratory opinions. This unit is also responsible for oversight of tax incentive programs.

**Kathy Waterbury** is the **Associate Commissioner for Executive Support and Enforcement**.

**Executive Support:** In this role, Kathy is the **Communications Director** and **Government Affairs Liaison** for the Department; representing the agency at the State Capitol during the legislative sessions and hearings. **Executive Support** tracks pending legislation and advises Executive Staff concerning legislative issues affecting the Department and coordinates the responses regarding constituent issues for legislative and other government officials.

**Enforcement** includes field personnel responsible for the collection of delinquent tax liabilities and the Criminal Investigations Section which investigates tax evasion, improper or fraudulent tax activity, and related issues.

**Jennifer Wentworth** serves as the **Associate Commissioner for Agency Support**. She is responsible for direction of the Office of Information Technology and the Office of Administrative Services.

**Office of Information Technology** serves and supports the technology foundation for the agency's functional units. Agency technology allows for timely, efficient and secure transfer of information to employees, taxpayers and other agencies. The Office provides application development and maintains various systems allowing DOR to meet the legislative mandates. They also provide technical services to the agency's end users, manage the agency network, and are responsible for oversight of DOR's technology infrastructure.

**Office of Administrative Services** provides support to the agency through return and payment processing, financial reporting and related support services for the agency. **Accounting** manages the agency budget, provides efficient and accurate distribution of tax funds, and provides financial reporting of tax collections and disbursements. **Purchasing** is responsible for procuring goods and services required by the DOR and coordinates building facility maintenance and security. **Print Shop** is responsible for records management, mail services, and printing agency forms and publications. **Processing** is responsible for opening, batching, scanning, imaging and processing tax returns and payments. They ensure a daily tax deposit of the funds received that day.

**Lamar Wilson** serves as **Director of the Office of Human Resources**. As Director, Lamar and his staff manage the entire employee life-cycle including: recruiting, onboarding, the provision of benefits, training and development and career-long engagement.

The **Office of Human Resources** also provides strategic planning in the areas of staffing, succession planning and compensation. Human Resources at the DOR serves in a consultative role with management and leads the creation and communication of agency policy as it relates to our team of employees.







# Receipts and Transfers Summary

General Fund Receipts page 17

Transfers & Disbursements by Tax page 18

Selected Special Fund Transfers page 21



Opening mail to prepare it for processing.

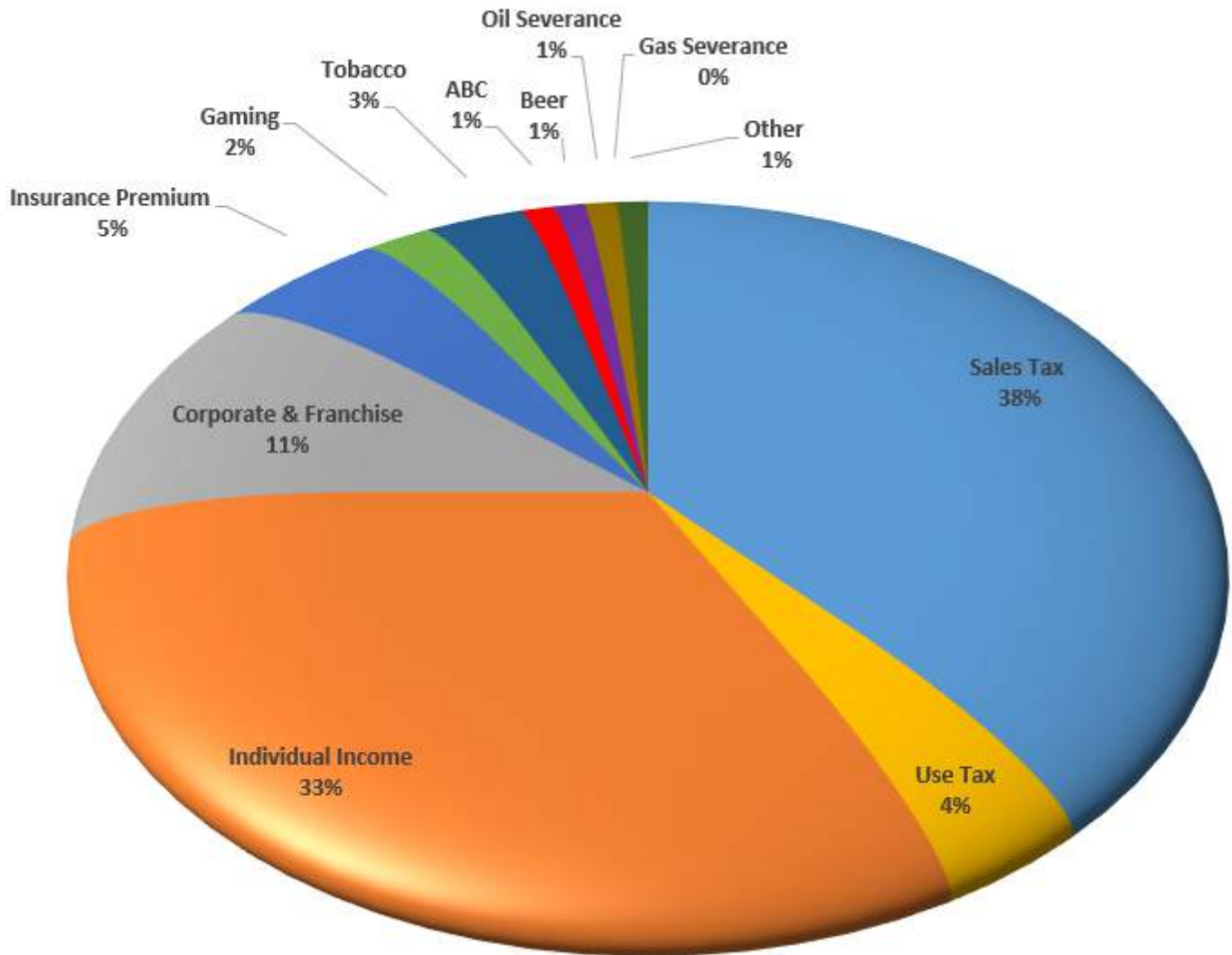
Magnolia tree by the old  
Vicksburg Courthouse.





# General Fund Receipts

Tax Revenues collected by the DOR provide support for state operations by funding programs and services that benefit all citizens of Mississippi. DOR collected 98% of the State's General Fund for Fiscal Year 2017.



<b>Sales</b>	\$2,055,230,431
<b>Use</b>	\$234,094,326
<b>Individual</b>	\$1,781,661,110
<b>Corporate</b>	\$563,983,230
<b>Insurance</b>	\$278,132,568
<b>Gaming</b>	\$132,947,891
<b>Tobacco</b>	\$144,956,219
<b>ABC</b>	\$75,815,913
<b>Beer</b>	\$29,107,076
<b>Oil</b>	\$23,599,127
<b>Gas</b>	\$3,667,740
<b>Other</b>	\$40,064,640
<b>Total</b>	<b>\$5,363,260,270</b>

Total General Fund Receipts  
Fiscal Year 2017

**\$5,363,260,270**

"All funds collected by the Commissioner of Revenue and by the Department of Revenue under the provisions of any law are designated as public funds of the State of Mississippi. All such funds shall be deposited in the State Treasury on the same day in which the funds are collected..." MCA § 27-3-57

## Total Transfers and Distributions of Agency Collections

Tax Type	Total Transfers	Transfers to General Fund	Transfers to Special Funds	Amounts to Special Funds	
<b>Sales Tax</b>	\$3,088,087,406	\$2,055,230,431	\$1,032,856,975	\$19,999,992	Public School Building
				\$434,675,180	Municipalities
				\$6,705,308	Motor Vehicle Rental Sales Tax
				\$16,255,527	Four-Lane Construction
				\$42,000,000	School Ad Valorem
				\$296,419,812	Education Enhancement Fund
				\$232,532	MS Fair Commission
				\$196,377,314	MV Ad Valorem Reduction
				\$97,043	MS Dept. of Agriculture
				\$7,894,490	Telecommunications
				\$787,675	Airport Parking
				\$275,171	Incentive Fund, MDA
				\$6,336,931	Incentive Fund -Tourism
				\$1,800,000	Job Training Grant, MDA
\$3,000,000	State Aid Road				
			\$1,032,856,975	<b>Total Special Funds</b>	
<b>Use Tax</b>	\$310,441,806	\$234,094,326	\$76,347,479	\$43,131,996	MV Ad Valorem Reduction
				\$4,000,000	School Ad Valorem
				\$29,215,483	Education Enhancement
				\$76,347,479	<b>Total Special Funds</b>
<b>Individual Income</b>	\$2,221,493,898	\$1,781,661,110	\$439,832,788	\$24,503,374	Advantage Job Incentive
				\$12,559,869	Production Company Rebate
				\$4,352,743	MMEIA Rebate Fund
				\$0	SMART Business Incentive
				\$757,836	Withheld Tax Collection Fee
				\$397,658,967	Refund Account
				\$439,832,788	<b>Total Special Funds</b>
<b>Corporate &amp; Franchise</b>	\$689,140,319	\$563,983,230	\$125,157,089	\$125,157,089	Refund Account
<b>Insurance Premium</b>	\$294,112,244	\$278,132,568 **	\$15,979,676	\$7,892,988	Municipalities
				\$7,892,988	Counties
				\$0	State Fire Academy
				\$0	Insurance Department Arson Reward
				\$193,700	City of Jackson
				\$15,979,676	<b>Total Special Funds</b>
<b>Gaming Taxes</b>	\$253,851,248	\$132,947,891	\$120,903,356	\$29,250,000	Highway Bond Sinking Fund
				\$249,978	Catfish Row Museum Construction Fund
				\$500,004	EE Bass Cultural Arts Center Fund
				\$6,000,000	Gulf Coast Aquarium Fund
				\$48,185,398	Gaming Licenses and Taxes ( Municipalities)
				\$36,717,976	Gaming Licenses and Taxes (Counties)
				\$120,903,356	<b>Total Special Funds</b>
<b>Tobacco Tax</b>	\$144,956,219	\$144,956,219	\$0	\$0	
<b>Beer &amp; Light Wine</b>	\$29,107,076	\$29,107,076	\$0	\$0	
<b>Alcoholic Beverages</b>	\$86,893,389	\$75,815,913	\$11,077,476	\$7,576,339	Department of Mental Health
				\$2,719,561	Municipalities
				\$305,925	Counties
				\$475,651	ABC Sales & Service Outside State Agencies
				\$11,077,476	<b>Total Special Funds</b>
<b>Oil Severance</b>	\$32,690,639	\$23,599,127	\$9,091,513	\$9,091,513	Counties
<b>Gas Severance</b>	\$5,498,473	\$3,667,740	\$1,830,734	\$1,830,734	Counties
<b>Sub Totals this page</b>	<b>\$7,156,272,716</b>	<b>\$5,323,195,630</b>	<b>\$1,833,077,086</b>		



## Total Transfers and Distributions of Agency Collections

Tax Type	Total Transfers	Transfers to General Fund	Transfers to Special Funds	Amounts to Special Funds	
Finance Privilege	\$11,250,523	\$11,250,523	\$0	\$0	
Privilege	\$131,829,363	\$16,502,549 **	\$115,326,815	\$55,038,213	Dept. of Transportation
				\$14,244,786	Four-Lane Highway Project
				\$27,055,178	Counties
				\$10,002,417	Trauma Care Fund
				\$255,894	MS Burn Care Fund
				\$523,433	New Capitol R & R
				\$116,507	DOR Special Tag Fees
				\$443,627	Mailing Fees
				\$0	License Plate Acquisition
				\$2,017,371	Apportioned Tags
				\$5,629,390	Distinctive License Tag Fee
				<u>\$115,326,815</u>	<b>Total Special Funds</b>
Estate	\$3,502	\$3,502	\$0	\$0	
Nuclear In Lieu	\$20,000,000	\$1,200,000	\$18,800,000	\$11,221,528	Counties
				\$7,578,472	Municipalities
				<u>\$18,800,000</u>	<b>Total Special Funds</b>
Petroleum	\$446,703,488	\$822,407 * **	\$445,881,081	\$303,417,667	Dept. of Transportation
				\$55,454,113	State Aid Road Fund
				\$3,050,000	Dept. of Marine Resources
				\$46,018,550	Counties
				\$4,217,598	Road Protection Counties
				\$7,498,896	Sea Wall Coast Counties
				\$8,401,591	Department of Environmental Quality
				\$0	Fire Marshall
				\$283,979	Propane Education Fund
				\$1,591,714	Municipalities
				\$1,101,967	Aeronautics Commission
				\$5,750,000	Dept. of Wildlife Conservation
				\$3,442	DOR Collection Fee
				\$179,038	Railroad Revitalization Fund
				\$8,912,526	IFTA
				<u>\$445,881,081</u>	<b>Total Special Funds</b>
TVA In Lieu	\$22,107,592	\$2,153,117 *	\$19,954,475	\$10,197,050	Counties
				\$4,748,625	Municipalities
				\$5,008,800	School Districts
				<u>\$19,954,475</u>	<b>Total Special Funds</b>
Statewide Privilege	\$629,256	\$629,256 *	\$0	\$0	
Timber Severance	\$3,870,562	\$5,606 *	\$3,864,956	\$3,087,691	Timber Resources
				\$777,265	Counties
				<u>\$3,864,956</u>	<b>Total Special Funds</b>
Interest on Deposit	\$180	\$180 *	\$0	\$0	
Miscellaneous General Fund Fees	\$36,011	\$36,011 *	\$0	\$0	
Public Utility Regulatory Fund	\$7,436,413	\$7,436,413 * **	\$0	\$0	Public Service Commission Regulation Fund
				\$0	Public Utilities Staff Regulation Fund
				<u>\$0</u>	<b>Total Special Funds</b>
Municipal Gas Utility Regulation	\$25,000	\$25,000 * **	\$0	\$0	Municipal Gas Utility Regulation
Railroad Regulation	\$199,849	\$77 *	\$199,772	\$199,772	Railroad Regulation
<b>Sub Totals this page</b>	<b>\$644,091,739</b>	<b>\$40,064,640</b>	<b>\$604,027,099</b>		

## Total Transfers and Distributions of Agency Collections

Tax Type	Total Transfers	Transfers to General Fund	Transfers to Special Funds	Amounts to Special Funds	
Casual Auto Sales	\$6,331,362	\$0	\$6,331,362	\$6,331,362	MV Ad Valorem Tax Reduction
Titles	\$10,779,099	\$0	\$10,779,099	\$10,779,099	DOR Collection Fee
ATV and Motorcycle Sales	\$1,261,731		\$1,261,731	\$1,261,731	Trauma Care Fund
Prepaid Wireless	\$7,788,754		\$7,788,754	\$7,632,978	CMRS Board
				\$155,776	DOR Collection Fee
				<u>\$7,788,754</u>	<b>Total Special Funds</b>
E911 Minimum Standards	\$1,355,664		\$1,355,664	\$1,355,664	E911 Minimum Standards Service Charge
Railcar In Lieu	\$7,069,931		\$7,069,931	\$6,857,260	Counties
				\$212,671	DOR Collection Fee
				<u>\$7,069,931</u>	<b>Total Special Funds</b>
City Utility Tax	\$555,413		\$555,413	\$527,644	Gross City Utility Tax
				\$27,769	DOR Collection Fee
				<u>\$555,413</u>	<b>Total Special Funds</b>
Special Levy	\$96,682,583		\$96,682,583	\$92,795,491	Cities / Counties / Local Gov. Project
				\$717,292	Occupancy
				\$568,822	Mississippi Telecommunication Facility
				\$2,600,978	DOR Collection Fee
				<u>\$96,682,583</u>	<b>Total Special Funds</b>
Non-Hazardous Waste Tax	\$4,070,458		\$4,070,458	\$4,070,458	Environmental Protection Trust
Hazardous Waste Tax	\$41,757		\$41,757	\$29,230	MS Department of Environmental Quality
				\$12,527	Counties
				<u>\$41,757</u>	<b>Total Special Funds</b>
Waste Tire	\$2,883,476		\$2,883,476	\$2,739,301	Environmental Protection Trust
				\$144,174	DOR Collection Fee
				<u>\$2,883,476</u>	<b>Total Special Funds</b>
Other Collections and Transfers	\$22,045,844		\$24,024,546	\$22,045,844	Refund of Tax Collections
	\$695			\$695	Collection Fees
	\$2,001,802			\$2,001,802	Warrant Fees
	(\$23,835)			(\$23,835)	Sales and Services, outside
	\$40			\$40	Mailing Fees
				<u>\$24,024,546</u>	<b>Total Other Transfers</b>
<b>Sub Totals this page</b>	<b>\$162,844,772</b>	<b>\$0</b>	<b>\$162,844,772</b>		
<b>Sub Totals, page 18</b>	<b>\$7,156,272,716</b>	<b>\$5,323,195,630</b>	<b>\$1,833,077,086</b>		
<b>Sub Totals , page19</b>	<b>\$644,091,739</b>	<b>\$40,064,640</b>	<b>\$604,027,099</b>		
<b>Total Transfers</b>	<b><u>\$7,963,209,227</u></b>	<b><u>\$5,363,260,270</u></b>	<b><u>\$2,599,948,956</u></b>		

**Notes:**

1. Amounts denoted with an asterisk (\*) are included as "miscellaneous" taxes on schedules A and B.
2. Amounts denoted with two asterisk (\*\*) include "other budgeted to the general fund" per SB2362 2016 Regular session and as indicated on schedule A.
3. Finance Privilege Tax is also known as the Installment Loan Tax.
4. Amounts paid to the counties and cities are found in the Sales Tax section of the Annual Report.

"...The Commissioner of Revenue shall determine amounts due all municipalities, counties and such special funds as provided by law and shall certify to the

## Selected Special Fund Transfers

### Transfers Made for Local Government Support

	FY2017	FY2016
<b>Municipalities</b>		
Sales Tax	\$434,675,180	\$437,129,439
Gaming Taxes and Permits	\$48,185,398	\$48,107,889
Insurance Premium (fire protection)	\$7,892,988	\$9,965,133
ABC Permits	\$2,719,561	\$2,511,135
In Lieu Property Taxes	\$12,327,097	\$10,949,966
City Special Levies	\$68,281,258	\$66,063,618
City Utility Tax	\$527,644	\$584,959
<b>Total Transfers</b>	<b>\$574,609,125</b>	<b>\$575,312,140</b>

### Counties

Gaming Taxes and Permits	\$36,717,976	\$37,471,907
Insurance Premium (fire protection)	\$7,892,988	\$10,006,516
ABC Permits	\$305,925	\$292,578
Oil Severance	\$9,091,513	\$9,101,871
Gas Severance	\$1,830,734	\$1,996,150
Timber Severance	\$777,265	\$797,632
License Tags (big trucks)	\$27,055,178	\$26,895,324
In Lieu Property Taxes	\$28,275,838	\$23,055,297
MV Rental Sales Tax	\$6,705,308	\$5,267,115
County Special Levies	\$25,231,525	\$24,154,243
Hazardous Waste Tax	\$12,527	\$11,193
<b>Total Transfers</b>	<b>\$143,896,777</b>	<b>\$139,038,633</b>

### Transfers Made to Support Transportation

	FY2017	FY2016	source
Dept. of Transportation	\$358,455,880	\$370,393,594	Motor Fuel Tax, Tag Fees
Four Lane Highway Project	\$30,500,313	\$35,358,369	Tags, Sales Tax
State Aid Road	\$58,454,113	\$60,374,998	Motor Fuel, Sales Tax
Road Construction Bond Sinking Fund	\$29,250,000	\$32,250,000	Gaming
Counties (designated road use)	\$57,735,044	\$51,996,332	Motor Fuel Taxes
Municipalities (road use)	\$1,591,714	\$1,598,864	Motor Fuel Taxes
<b>Total Transfers</b>	<b>\$535,987,064</b>	<b>\$551,972,156</b>	

### Transfers Made to Support Education

	FY2017	FY2016	source
Public School Building Fund	\$19,999,992	\$19,999,992	Sales Tax
School Ad Valorem Reduction Fund	\$46,000,000	\$46,000,000	Sales Tax, Use Tax
Education Enhancement	\$325,635,295	\$323,480,651	Sales Tax, Use Tax
Department of Education (Support Teachers)	\$36,384	\$37,512	Specialty Plate
TVA in Lieu Schools Allocation	\$5,008,800	\$2,910,696	Property Tax
<b>Total Transfers</b>	<b>\$396,680,471</b>	<b>\$392,428,851</b>	

### Transfers Made to Ad Valorem Reduction Fund (Vehicle Tag Credit)

	FY 2017	FY 2016	FY 2015	FY 2014	FY 2013	FY 2012	source
Tax Transfers to Fund	\$245,840,672	\$234,466,490	\$220,983,679	\$214,407,060	\$201,730,962	\$182,987,716	Sale, Use, Casual Auto Sales Taxes
Reimbursement Payments to Counties	\$233,418,335	\$230,500,892	\$225,716,739	\$203,011,465	\$197,816,190	\$178,984,271	
<b>Tag Credit Percentage</b>	<b>6%</b>	<b>6.25%</b>	<b>6.5%</b>	<b>6.0%</b>	<b>6.0%</b>	<b>5.75%</b>	
Transfers from the Fund Made by Legislation				-\$17,000,000 (May 2014)	-\$52,000,000 (April 2013)		



# Sales Tax


Sales Tax Summary	page 25
Diversions/Transfers to Cities	page 26
Special Tax Collections	page 28
City Utility Tax	page 29
Motor Vehicle Rental Tax	page 29
Classification of Sales by Industry Groups	page 30
Sales and Tax by Industry and City	page 38
Sales and Tax by Industry and County	page 80



Two employees reviewing sales tax.



Magnolia bloom in  
the Mississippi  
sunlight.

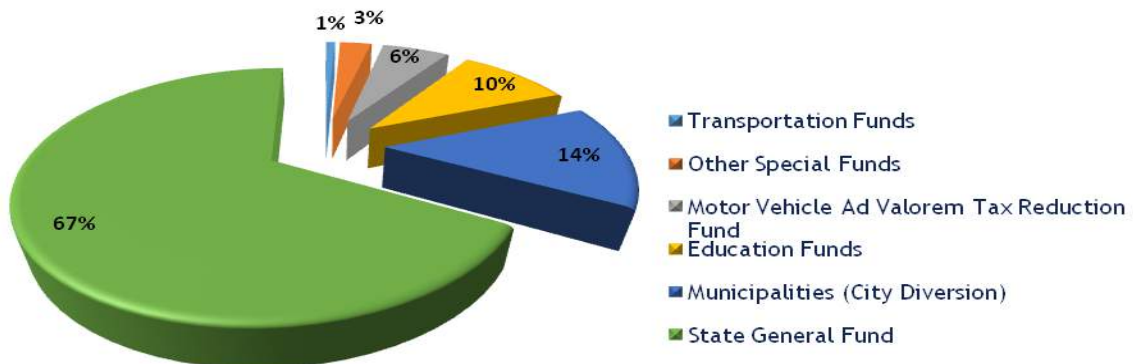


## Sales Tax Supports the General Fund, Education, Municipalities, and Special Funds

All sales of tangible personal property in the State of Mississippi are subject to the regular retail trade rate of sales tax (7%) unless law exempts the item or provides a reduced rate of tax for an item. The tax is based on gross proceeds of sales or gross income, depending on the type of business. Additionally, many services are subject to sales tax. Installation labor is taxable when connected to the sale of tangible personal property.

Each month, the DOR distributes and transfers the sales tax collected during the prior month to various Treasury Funds. The State General Fund receives the largest portion; however, Sales Tax is also an important revenue source for Municipal Governments and for Education in our state. Money transferred to the Motor Vehicle Ad Valorem Reduction Fund is used to reimburse the counties for the credit on motor vehicle license plates annually provided to each vehicle owner.

Sales Tax Transfers	FY17	FY16	Change
General Fund	\$2,055,230,431.47	\$2,062,137,176.17	-0.33%
Municipalities	\$434,675,179.86	\$437,129,439.35	-0.56%
Education Enhancement Fund	\$296,419,811.61	\$294,023,269.05	0.82%
MV Ad Valorem Reduction	\$196,377,314.03	\$188,623,052.69	4.11%
School Ad Valorem	\$42,000,000.00	\$42,000,000.00	0.00%
Public School Building	\$19,999,992.00	\$19,999,992.00	0.00%
State Aid Road	\$3,000,000.00	\$3,000,000.00	0.00%
Motor Vehicle Rental Sales Tax	\$6,705,308.25	\$5,267,115.13	27.31%
Four-Lane Construction	\$16,255,526.52	\$19,447,495.22	-16.41%
MS Fair Commission	\$232,531.77	\$287,627.96	-19.16%
MS Dept. of Agriculture	\$97,043.26	\$0.00	100.00%
Airport Parking	\$787,675.29	\$762,923.34	3.24%
Telecommunications	\$7,894,490.27	\$7,851,147.04	0.55%
Incentive Fund, MDA	\$275,171.44	\$296,320.57	-7.14%
Incentive Fund -Tourism	\$6,336,930.52	\$3,985,464.88	59.00%
Job Training Grant, MDA	\$1,800,000.00	\$1,800,000.00	0.00%
<b>Total Sales Tax Transfers</b>	<b>\$3,088,087,406.29</b>	<b>\$3,086,611,023.40</b>	<b>0.05%</b>



“There is hereby levied and assessed, and shall be collected, privilege taxes for the privilege of engaging or continuing in business or doing business within this state to be determined by the application of rates against gross proceeds of sales or gross income or values...” MCA § 27-65-13

## Diversions To Cities from Sales Tax Collections FY 2017 Compared with FY 2016

City	FY2017	FY2016	Change	City	FY2017	FY2016	Change
Abbeville	\$59,801	\$61,493	-2.75%	Duncan	\$6,033	\$9,721	-37.94%
Aberdeen	\$846,029	\$810,156	4.43%	Durant	\$491,943	\$348,393	41.20%
Ackerman	\$281,878	\$279,764	0.76%	East Mississippi CC	\$2,573	\$1,830	40.60%
Alcorn State Univ.	\$10,709	\$14,910	-28.18%	Ecru	\$163,827	\$284,118	-42.34%
Algoma	\$30,091	\$30,039	0.17%	Eden	\$874	\$835	4.64%
Alligator	\$5,225	\$6,168	-15.29%	Edwards	\$67,992	\$75,045	-9.40%
Amory	\$2,000,559	\$1,947,298	2.74%	Ellisville	\$961,304	\$925,865	3.83%
Anguilla	\$33,297	\$31,661	5.17%	Enterprise	\$73,277	\$73,427	-0.20%
Arcola	\$15,937	\$17,958	-11.26%	Ethel	\$28,460	\$15,455	84.15%
Artesia	\$9,941	\$10,562	-5.88%	Eupora	\$435,396	\$435,480	-0.02%
Ashland	\$163,416	\$165,813	-1.45%	Falcon	\$1,480	\$1,377	7.47%
Baldwyn	\$545,694	\$536,268	1.76%	Falkner	\$72,898	\$65,337	11.57%
Bassfield	\$146,639	\$142,002	3.27%	Farmington	\$33,053	\$45,801	-27.83%
Batesville	\$4,510,912	\$4,452,586	1.31%	Fayette	\$214,765	\$214,101	0.31%
Bay Springs	\$675,644	\$682,039	-0.94%	Flora	\$357,798	\$326,313	9.65%
Bay St. Louis	\$1,504,680	\$1,482,767	1.48%	Florence	\$848,197	\$889,291	-4.62%
Beaumont	\$98,447	\$70,730	39.19%	Flowood	\$11,519,832	\$11,664,054	-1.24%
Beauregard	\$2,825	\$3,137	-9.94%	Forest	\$2,369,167	\$2,332,330	1.58%
Belmont	\$315,346	\$327,439	-3.69%	French Camp	\$17,277	\$15,665	10.30%
Belzoni	\$485,370	\$486,678	-0.27%	Friars Point	\$36,174	\$23,916	51.26%
Benoit	\$35,081	\$72,418	-51.56%	Fulton	\$1,602,001	\$1,552,610	3.18%
Bentonia	\$151,001	\$183,547	-17.73%	Gattman	\$1,407	\$1,700	-17.27%
Beulah	\$3,800	\$4,294	-11.51%	Gautier	\$2,258,574	\$2,251,205	0.33%
Big Creek	\$3,447	\$5,256	-34.41%	Georgetown	\$40,306	\$42,979	-6.22%
Biloxi	\$12,522,283	\$11,727,874	6.77%	Glen	\$31,994	\$25,341	26.25%
Blue Mountain	\$134,163	\$131,245	2.22%	Glendora	\$4,192	\$5,739	-26.95%
Blue Springs	\$30,265	\$29,979	0.95%	Gloster	\$150,205	\$152,273	-1.36%
Bolton	\$154,039	\$128,081	20.27%	Golden	\$58,618	\$60,698	-3.43%
Booneville	\$1,915,014	\$1,878,849	1.92%	Goodman	\$44,891	\$39,631	13.27%
Boyle	\$200,473	\$164,826	21.63%	Greenville	\$6,309,783	\$6,509,394	-3.07%
Brandon	\$5,653,324	\$5,437,560	3.97%	Greenwood	\$4,627,462	\$4,462,796	3.69%
Braxton	\$19,158	\$16,084	19.11%	Grenada	\$4,416,349	\$4,332,004	1.95%
Brookhaven	\$5,794,678	\$5,715,601	1.38%	Gulfport	\$20,729,109	\$20,838,851	-0.53%
Brooksville	\$123,681	\$129,022	-4.14%	Gunnison	\$9,858	\$10,409	-5.30%
Bruce	\$521,480	\$520,092	0.27%	Guntown	\$212,856	\$203,574	4.56%
Bude	\$138,338	\$135,833	1.84%	Hatley	\$3,719	\$4,326	-14.04%
Burnsville	\$170,813	\$174,570	-2.15%	Hattiesburg	\$21,799,675	\$22,524,300	-3.22%
Byhalia	\$746,555	\$757,131	-1.40%	Hazlehurst	\$1,323,881	\$1,346,101	-1.65%
Byram	\$2,616,625	\$2,222,249	17.75%	Heidelberg	\$220,085	\$242,620	-9.29%
Caledonia	\$170,571	\$170,530	0.02%	Hernando	\$3,448,922	\$3,236,552	6.56%
Calhoun City	\$306,224	\$324,346	-5.59%	Hickory	\$70,125	\$63,111	11.11%
Canton	\$2,973,063	\$2,906,526	2.29%	Hickory Flat	\$71,116	\$66,948	6.23%
Carrlinton	\$80,997	\$82,101	-1.34%	Hinds CC	\$9,258	\$8,227	12.52%
Carthage	\$1,772,625	\$1,716,718	3.26%	Hollandale	\$179,447	\$171,464	4.66%
Cary	\$12,365	\$13,202	-6.34%	Holly Springs	\$1,370,106	\$1,363,752	0.47%
Centreville	\$234,624	\$233,795	0.35%	Horn Lake	\$4,710,063	\$4,323,872	8.93%
Charleston	\$338,290	\$343,218	-1.44%	Houlka	\$103,601	\$93,851	10.39%
Chunky	\$8,222	\$8,294	-0.87%	Houston	\$1,096,643	\$1,065,002	2.97%
Clarksdale	\$2,791,748	\$2,675,600	4.34%	Indianola	\$2,001,918	\$1,984,019	0.90%
Cleveland	\$3,726,552	\$3,683,483	1.17%	Inverness	\$64,253	\$62,964	2.05%
Clinton	\$4,599,260	\$4,747,664	-3.13%	Isola	\$27,038	\$32,688	-17.28%
Coahoma	\$7,334	\$7,700	-4.76%	Itta Bena	\$144,931	\$142,164	1.95%
Coahoma CC	\$2,649	\$3,374	-21.49%	Iuka	\$862,736	\$835,042	3.32%
Coffeeville	\$130,723	\$127,730	2.34%	Jackson	\$28,896,097	\$32,221,307	-10.32%
Coldwater	\$252,611	\$227,049	11.26%	Jonestown	\$32,118	\$35,051	-8.37%
Collins	\$1,507,924	\$1,574,349	-4.22%	Jumpertown	\$4,951	\$6,729	-26.42%
Columbia	\$3,232,846	\$3,193,290	1.24%	Kilmichael	\$66,885	\$71,409	-6.34%
Columbus	\$9,808,521	\$10,140,187	-3.27%	Kosciusko	\$2,113,228	\$2,074,147	1.88%
Como	\$188,053	\$159,349	18.01%	Kossuth	\$40,065	\$41,217	-2.79%
Corinth	\$6,228,262	\$6,318,625	-1.43%	Lake	\$123,424	\$77,550	59.15%
Courtland	\$19,530	\$20,441	-4.46%	Lambert	\$31,243	\$22,511	38.79%
Crawford	\$18,248	\$17,146	6.43%	Laurel	\$8,257,347	\$8,757,906	-5.72%
Crenshaw	\$61,833	\$69,969	-11.63%	Leakesville	\$314,192	\$317,375	-1.00%
Crosby	\$8,859	\$10,601	-16.43%	Learned	\$8,117	\$7,233	12.23%
Crowder	\$24,060	\$23,359	3.00%	Leland	\$513,313	\$503,171	2.02%
Cruger	\$4,749	\$5,176	-8.25%	Lena	\$21,861	\$21,065	3.78%
Crystal Springs	\$745,958	\$736,785	1.24%	Lexington	\$416,303	\$425,638	-2.19%
D'IBerville	\$7,270,127	\$7,264,589	0.08%	Liberty	\$267,213	\$262,824	1.67%
D'Lo	\$26,482	\$32,739	-19.11%	Long Beach	\$1,410,643	\$1,365,280	3.32%
Decatur	\$147,462	\$148,668	-0.81%	Louin	\$29,316	\$30,357	-3.43%
DeKalb	\$211,311	\$222,419	-4.99%	Louise	\$15,143	\$16,842	-10.09%
Derma	\$93,250	\$110,708	-15.77%	Louisville	\$1,888,696	\$1,960,689	-3.67%
Diamondhead	\$562,708	\$556,574	1.10%	Lucedale	\$2,196,520	\$2,192,148	0.20%
Doddsville	\$7,871	\$8,951	-12.06%	Lula	\$34,548	\$34,572	-0.07%
Drew	\$91,282	\$118,580	-23.02%	Lumberton	\$169,165	\$168,268	0.53%
Duck Hill	\$47,102	\$47,902	-1.67%	Lyon	\$26,415	\$24,849	6.30%
Dumas	\$15,334	\$17,741	-13.57%	Maben	\$94,383	\$94,094	0.31%

*"...18-1/2% of the total sales tax revenue collected during the preceding month...shall be allocated...to the municipality..." MCA §27-65-75*



# Diversions To Cities from Sales Tax Collections FY 2017 Compared with FY 2016

City	FY2017	FY2016	Change	City	FY2017	FY2016	Change
Macon	\$604,832	\$615,397	-1.72%	Ripley	\$1,369,880	\$1,327,239	3.21%
Madison	\$8,305,595	\$7,201,793	15.33%	Rolling Fork	\$401,918	\$377,258	6.54%
Magee	\$2,087,699	\$2,125,216	-1.77%	Rosedale	\$126,568	\$123,399	2.57%
Magnolia	\$416,348	\$403,476	3.19%	Roxie	\$20,022	\$19,213	4.21%
Mantachie	\$223,143	\$243,618	-8.40%	Ruleville	\$235,978	\$231,799	1.80%
Mantee	\$30,172	\$33,605	-10.22%	Sallis	\$20,829	\$20,758	0.34%
Marietta	\$57,398	\$53,213	7.87%	Saltito	\$812,472	\$1,054,162	-22.93%
Marion	\$234,540	\$221,727	5.78%	Sandersville	\$394,829	\$194,619	102.87%
Marks	\$205,055	\$236,862	-13.43%	Sardis	\$314,033	\$341,447	-8.03%
Mathiston	\$185,523	\$183,334	1.19%	Satartia	\$4,524	\$4,305	5.09%
Mayersville	\$10,496	\$11,727	-10.50%	Schlater	\$11,846	\$11,031	7.39%
McComb	\$5,851,711	\$5,707,204	2.53%	Scooba	\$95,978	\$84,988	12.93%
McCool	\$14,038	\$19,501	-28.02%	Sebastopol	\$193,773	\$202,179	-4.16%
McLain	\$54,065	\$64,576	-16.28%	Seminary	\$161,131	\$159,063	1.30%
Meadville	\$143,885	\$144,242	-0.25%	Senatobia	\$2,252,530	\$2,264,142	-0.51%
Mendenhall	\$624,228	\$638,141	-2.18%	Shannon	\$153,694	\$144,089	6.67%
Meridian	\$13,987,125	\$14,715,938	-4.95%	Shaw	\$83,767	\$96,938	-13.59%
Merigold	\$85,636	\$85,017	0.73%	Shelby	\$115,531	\$113,306	1.96%
Metcalfe	\$10,993	\$13,306	-17.38%	Sherman	\$363,462	\$358,485	1.39%
MS Gulf Coast CC	\$5,600	\$5,332	5.01%	Shubuta	\$47,102	\$45,941	2.53%
MS State University	\$442,197	\$441,701	0.11%	Shuqualak	\$33,580	\$25,266	32.90%
MS Valley State Univ.	\$7,942	\$7,706	3.07%	Sidon	\$6,501	\$7,534	-13.71%
Mize	\$91,976	\$106,416	-13.57%	Silver City	\$5,205	\$5,597	-7.00%
Monticello	\$514,991	\$518,754	-0.73%	Silver Creek	\$30,944	\$34,891	-11.31%
Montrose	\$1,878	\$4,849	-61.26%	Slate Springs	\$1,994	\$3,093	-35.52%
Moorhead	\$99,861	\$103,499	-3.51%	Sledge	\$17,955	\$19,405	-7.47%
Morgan City	\$6,037	\$6,783	-11.00%	Smithville	\$71,199	\$75,810	-6.08%
Morton	\$507,994	\$500,396	1.52%	Snow Lake Shores	\$1,418	\$4,248	-66.61%
Moss Point	\$1,827,838	\$1,845,613	-0.96%	Soso	\$126,940	\$155,904	-18.58%
Mound Bayou	\$45,822	\$49,939	-8.24%	Southaven	\$14,443,288	\$14,517,998	-0.51%
Mt. Olive	\$121,718	\$117,270	3.79%	Southwest MS CC	\$842	\$902	-6.69%
Myrtle	\$58,686	\$57,836	1.47%	Starkville	\$6,953,218	\$6,805,249	2.17%
Natchez	\$5,422,130	\$5,527,678	-1.91%	State Line	\$139,642	\$131,775	5.97%
Nettleton	\$350,287	\$374,433	-6.45%	Stonewall	\$72,441	\$71,888	0.77%
New Albany	\$3,290,543	\$3,250,301	1.24%	Sturgis	\$31,488	\$36,381	-13.45%
New Augusta	\$146,664	\$164,055	-10.60%	Summit	\$446,577	\$439,934	1.51%
New Hebron	\$83,145	\$89,581	-7.19%	Sumner	\$46,654	\$42,762	9.10%
Newton	\$1,024,110	\$1,004,467	1.96%	Sumrall	\$570,302	\$478,822	19.11%
No. Carrollton	\$36,871	\$40,319	-8.55%	Sunflower	\$38,885	\$32,351	20.20%
Noxapater	\$100,527	\$96,967	3.67%	Sylvarena	\$2,978	\$3,423	-12.99%
Oakland	\$76,840	\$77,421	-0.75%	Taylor	\$28,079	\$19,394	44.79%
Ocean Springs	\$4,970,455	\$4,942,521	0.57%	Taylorville	\$332,831	\$335,977	-0.94%
Okolona	\$301,066	\$296,745	1.46%	Tchula	\$82,917	\$88,624	-6.44%
Olive Branch	\$9,887,898	\$9,505,815	4.02%	Terry	\$366,280	\$332,918	10.02%
Osyka	\$62,522	\$63,309	-1.24%	Thaxton	\$44,241	\$42,474	4.16%
Oxford	\$9,408,362	\$8,763,162	7.36%	Tishomingo	\$145,544	\$124,487	16.92%
Pace	\$6,205	\$6,770	-8.36%	Toccopola	\$3,562	\$3,260	9.28%
Pachuta	\$21,307	\$22,537	-5.46%	Tremont	\$16,366	\$16,466	-0.61%
Paden	\$796	\$2,097	-62.03%	Tunica	\$334,266	\$484,900	-31.07%
Pascagoula	\$5,206,884	\$5,352,434	-2.72%	Tupelo	\$20,633,649	\$19,888,976	3.74%
Pass Christian	\$1,369,241	\$1,272,422	7.61%	Tutwiler	\$53,075	\$52,132	1.81%
Pauding	\$2,377	\$2,381	-0.16%	Tylertown	\$696,324	\$671,056	3.77%
Pearl	\$9,987,565	\$10,000,254	-0.13%	Union	\$328,052	\$398,952	-17.77%
Pelahatchie	\$385,567	\$374,186	3.04%	Univ. of Mississippi	\$428,696	\$384,566	11.48%
Petal	\$2,578,356	\$2,519,822	2.32%	Utica	\$108,675	\$108,461	0.20%
Philadelphia	\$4,181,659	\$4,401,552	-5.00%	Vaiden	\$104,796	\$120,668	-13.15%
Picayune	\$4,832,167	\$4,628,843	4.39%	Vardaman	\$139,156	\$123,745	12.45%
Pickens	\$79,326	\$81,922	-3.17%	Verona	\$193,007	\$233,917	-17.49%
Pittsboro	\$20,556	\$15,180	35.42%	Vicksburg	\$7,879,652	\$7,997,532	-1.47%
Plantersville	\$55,775	\$56,608	-1.47%	Walls	\$88,314	\$93,941	-5.99%
Polkville	\$13,694	\$4,662	193.76%	Walnut	\$227,108	\$271,571	-16.37%
Pontotoc	\$2,437,748	\$2,465,518	-1.13%	Walnut Grove	\$67,550	\$67,777	-0.34%
Pope	\$39,487	\$38,167	3.46%	Walthall	\$14,672	\$21,468	-31.66%
Poplarville	\$776,021	\$800,303	-3.03%	Water Valley	\$522,746	\$526,702	-0.75%
Port Gibson	\$328,894	\$238,471	37.92%	Waveland	\$2,436,325	\$2,343,665	3.95%
Potts Camp	\$91,390	\$87,745	4.15%	Waynesboro	\$2,135,161	\$2,106,321	1.37%
Prentiss	\$417,916	\$450,554	-7.24%	Webb	\$87,101	\$87,573	-0.54%
Puckett	\$101,141	\$110,470	-8.44%	Weir	\$37,561	\$22,697	65.49%
Purvis	\$1,041,897	\$845,095	23.29%	Wesson	\$154,872	\$161,344	-4.01%
Quitman	\$553,640	\$548,691	0.90%	West	\$12,965	\$17,250	-24.84%
Raleigh	\$187,947	\$199,004	-5.56%	West Point	\$2,107,202	\$2,470,669	-14.71%
Raymond	\$232,492	\$229,647	1.24%	Wiggins	\$1,894,396	\$1,877,645	0.89%
Renova	\$24,608	\$28,560	-13.84%	Winona	\$1,054,461	\$1,048,553	0.56%
Richland	\$5,666,900	\$5,601,032	1.18%	Winstonville	\$3,112	\$3,353	-7.19%
Richton	\$350,981	\$345,243	1.66%	Woodland	\$59,068	\$59,561	-0.83%
Ridgeland	\$13,278,626	\$15,279,606	-13.10%	Woodville	\$368,690	\$374,538	-1.56%
Rienzi	\$54,919	\$57,283	-4.13%	Yazoo City	\$1,771,121	\$1,730,642	2.34%
				Totals	\$434,620,950	\$437,129,439	-0.57%

This report is based on the month the tax revenue is transferred to and received by the municipality.  
Mississippi Department of Revenue Annual Report Fiscal Year 2017

## Transfer to Cities and Counties from Special Tax Collections

Most Special Taxes are imposed on the gross receipts of hotels, motels, restaurants and/or bars within certain cities or counties; however, the cities of Jackson and Tupelo impose a tax on retail sales and services subject to the general rate of state sales tax with certain exceptions. Revenues are dedicated to certain purposes as authorized by the enacting legislation and the tax rates vary by location. All special taxes are in addition to the regular Sales Tax. More information about these taxes can be found by visiting our website.

City or County	FY 2017	FY 2016	Change	City or County	FY 2017	FY 2016	Change
Aberdeen Special Tax	\$88,526	\$87,309	1.39%	Magee Special Tax	\$257,711	\$252,938	1.89%
Adams County Convention	\$1,334,036	\$1,324,394	0.73%	McComb Special Tax	\$239,828	\$241,487	-0.69%
Baldwyn Special Tax	\$135,480	\$143,129	-5.34%	Meridian Special Tax	\$1,154,667		
Batesville Tourism and Economic Dev.	\$1,265,484	\$1,261,327	0.33%	Montgomery County Coliseum & Tourism	\$85,313	\$44,176	93.12%
Bay Springs Special Tax	\$3,578	\$3,613	-0.98%	Moss Point Special Tax	\$251,657	\$274,050	-8.17%
Brandon Special Tax	\$1,065,370	\$1,038,406	2.60%	MS Gulf Coast Convention & Visitors Bur.	\$3,883,413	\$3,526,787	10.11%
Brookhaven Special Tax	\$143,732	\$97,696	47.12%	Natchez Special Tax (occupancy)	\$386,135	\$398,736	-3.16%
Byhalia Tourism, Parks & Recreation	\$3,856	\$14,357	-73.15%	New Albany Special Tax	\$803,288	\$737,480	8.92%
Canton Tourist & Convention	\$607,849	\$627,100	-3.07%	Newton Special Tax (occupancy)	\$12,090	\$9,159	32.01%
Carthage Special Tax	\$123,959			Ocean Springs Tax	\$1,338,836	\$1,251,096	7.01%
Cleveland Special Tax	\$831,078	\$816,095	1.84%	Oxford Stadium Tax	\$3,012,095	\$2,740,911	9.89%
Clinton Special Tax	\$171,392	\$156,433	9.56%	Oxford Tourism	\$461,559	\$380,864	21.19%
Coahoma County Special Tax	\$386,892	\$411,880	-6.07%	Pascagoula Special Tax	\$452,761	\$165,458	173.64%
Columbus Tourism	\$2,092,288	\$2,100,207	-0.38%	Pearl Special Tax	\$705,251	\$739,847	-4.68%
Como Special Tax	\$69,873	\$64,899	7.66%	Philadelphia Tourism	\$100,913	\$98,526	2.42%
Como Special Tax (Occupancy)	\$460	\$620	-25.77%	Picayune Special Tax	\$463,235	\$476,877	-2.86%
Corinth Tourism	\$1,341,796	\$1,333,600	0.61%	Pontotoc Special Tax	\$413,764	\$411,433	0.57%
Desoto County Special Tax	\$8,455,687	\$7,953,744	6.31%	Rankin County Special Tax	\$1,028,138	\$1,011,558	1.64%
Florence Special Tax	\$315,581	\$314,671	0.29%	Richland Special Tax	\$410,809	\$395,819	3.79%
Flowood Special Tax	\$2,630,433	\$2,597,436	1.27%	Ridgeland Special Tax	\$1,653,888	\$1,648,677	0.32%
Fulton Special Tax	\$65,243	\$57,521	13.42%	Ripley Special Tax	\$298,075	\$288,977	3.15%
Greenwood Tourism Commission	\$441,388	\$431,243	2.35%	Sardis Special Tax	\$110,518	\$104,559	5.70%
Grenada Tourism	\$557,901	\$451,300	23.62%	Senatobia Special Tax	\$448,114	\$454,860	-1.48%
Hancock County Special Tax	\$127,291	\$131,263	-3.03%	Southaven Special Tax	\$1,866,053	\$1,820,175	2.52%
Harrison County Coliseum-Convention Ctr	\$4,128,947	\$3,912,755	5.53%	Starkville Tourism and Convention Tax	\$1,965,815	\$1,929,884	1.86%
Hattiesburg Special Tax	\$5,674,928	\$5,518,388	2.84%	Starkville-Oktibbeha Tourism	\$332,964	\$241,536	37.85%
Hernando Tourism	\$34,775	\$34,041	2.16%	Stone County Special Tax	\$435,266	\$415,780	4.69%
Holly Springs Tourism	\$337,030	\$339,054	-0.60%	Tishomingo County Promotion Tax	\$22,575	\$58,081	-61.13%
Horn Lake Special Tax	\$0	\$690	-100.00%	Tunica County Special Tax	\$1,648,509	\$1,718,090	-4.05%
Horn Lake Special Tax (occupancy)	\$318,607	\$278,469	14.41%	Tupelo Convention & Tourism Promotion	\$4,258,471	\$4,218,980	0.94%
Houston Special Tax	\$118,948			Tupelo Water Facilities	\$3,355,244	\$3,425,356	-2.05%
Indianola Tourism Commission	\$441,026	\$416,056	6.00%	Vicksburg Special Tax	\$536,097	\$564,637	-5.05%
Jackson (city) Convention Center	\$4,535,402	\$4,628,536	-2.01%	Warren County Tourism	\$1,185,418	\$1,200,513	-1.26%
Jackson (city) Infrastructure	\$13,976,331	\$14,420,772	-3.08%	Washington County Board of Sup.	\$216,555	\$218,331	-0.81%
Jackson (city) Tourism	\$3,533,350	\$3,598,262	-1.80%	Washington County Tourist Promotion	\$710,733	\$711,087	-0.05%
Kosciusko Tourist Promotion	\$32,998	\$30,017	9.93%	West Point Special Tax	\$265,547	\$262,668	1.10%
Lauderdale County Tourism	\$815,728	\$789,571	3.31%	West Point-Clay County Special Tax	\$263,636	\$260,650	1.15%
Laurel Special Tax	\$1,487,840	\$1,487,825	0.00%	Winona Special Tax	\$104,604		
Louisville Special Tax	\$42,950	\$49,235	-12.76%	Yazoo County Special Tax	\$517,908	\$470,113	10.17%
Lowndes County Special Tax	\$117,298	\$125,795	-6.75%				
				<b>Total Special Tax Transfers</b>	<b>\$93,512,783</b>	<b>\$90,217,861</b>	<b>3.65%</b>



## City Utility Tax Payments

City	Amount	City	Amount	City	Amount
Abbeville	\$788	Hattiesburg	\$8,130	Picayune	\$21,751
Biloxi	\$78,495	Hollandale	\$4,114	Puckett	\$508
Centreville	\$718	Lake	\$631	Richton	\$2,413
Clinton	\$31,078	Laurel	\$48,603	Ridgeland	\$27,046
Coffeetown	\$1,516	Liberty	\$445	Shelby	\$2,185
Coldwater	\$3,200	McComb	\$23,894	Starkville	\$39,435
Columbus	\$56,305	Natchez	\$36,431	Sunflower	\$1,004
Ellisville	\$5,787	New Augusta	\$14	Tupelo	\$16,131
Forest	\$13,063	Newton	\$10,316	Waynesboro	\$13,390
Grenada	30,230	Oxford	\$50,023	<b>Total Payments</b>	<b>\$527,644</b>

“... there is hereby levied upon... all telephone or communication utilities as defined by Section 77-3-1 ... an additional tax of two per cent of the gross amount of revenue made and collected on local business from customers within the corporate limits of any municipality...” MCA § 21-33-203

## Motor Vehicle Rental Tax Diversions

County	Amount	County	Amount	County	Amount
Adams	*	Jackson	\$171,371	Oktibbeha	*
Alcorn	\$103,978	Jones	\$120,812	Panola	*
Bolivar	*	Lafayette	*	Pearl River	*
Chickasaw	*	Lamar	*	Pike	\$75,547
Coahoma	*	Lauderdale	\$283,232	Prentiss	*
Covington	*	Leake	*	Rankin	\$1,587,334
Desoto	\$388,733	Lee	\$275,457	Stone	*
Forrest	\$237,729	Leflore	*	Sunflower	*
George	*	Lincoln	*	Tate	*
Grenada	\$56,944	Lowndes	\$226,815	Tippah	*
Hancock	*	Madison	\$293,308	Tunica	*
Harrison	\$1,048,673	Monroe	*	Warren	\$119,919
Hinds	\$653,923	Neshoba	*	Washington	*
Holmes	*	Newton	*	Winston	*
				<b>Total Payments</b>	<b>\$5,643,777</b>
				<b>All Other Payments *</b>	<b>\$1,061,531</b>
				<b>Total Payments</b>	<b>\$6,705,308</b>

**\*All Other Payments**  
*The amounts paid to counties where there are three or less taxpayers are grouped together in order to protect the confidentiality of each taxpayer's financial information.*

“...In addition to the sales tax ... levied upon ...the business of renting motor vehicles under rental agreements with a term of not more than thirty (30) continuous days each, a tax at the rate of six percent (6%) of the gross proceeds ...derived from the rental of motor vehicles...” MCA § 27-65-231

## Sales and Tax by Industry Group

Industry Type	Number of Taxpayers	Gross Tax Collections	Gross Sales Reported
<b>Agriculture, Forestry, Fishing, and Hunting</b>			
Aquaculture	8	25,942	452,949
Cattle Ranching and Farming	18	48,992	699,886
Fishing	9	5,263	75,181
Fruit and Tree Nut Farming	4	6,481	92,579
Greenhouse, Nursery, and Floriculture Production	61	194,100	2,772,857
Hunting and Trapping	9	8,372	119,603
Logging	12	58,276	832,511
Oilseed and Grain Farming	34	100,089	1,429,842
Other Animal Production	16	17,812	254,452
Other Crop Farming	38	115,556	1,819,119
Support Activities for Animal Production	10	156,899	2,241,410
Support Activities for Crop Production	37	353,920	6,557,670
Support Activities for Forestry	13	11,466	163,804
Timber Tract Operations	4	42,498	607,118
Vegetable and Melon Farming	8	27,611	394,442
<b>Total Agriculture, Forestry, Fishing, and Hunting</b>	<b>281</b>	<b>\$1,173,276</b>	<b>\$18,513,426</b>
<b>Mining, Quarrying, and Oil and Gas Extraction</b>			
Metal Ore Mining	6	9,008	165,185
Nonmetallic Mineral Mining and Quarrying	147	2,241,911	39,394,786
Oil and Gas Extraction	53	1,171,221	18,297,276
Support Activities for Mining	491	6,895,951	98,973,962
<b>Total Mining, Quarrying, and Oil and Gas Extraction</b>	<b>697</b>	<b>\$10,318,091</b>	<b>\$156,831,209</b>
<b>Utilities</b>			
Electric Power Generation, Transmission and Distribution	102	61,828,988	956,076,477
Natural Gas Distribution	60	5,219,014	79,955,591
Water, Sewage and Other Systems	608	5,934,110	90,882,790
<b>Total Utilities</b>	<b>770</b>	<b>\$72,982,112</b>	<b>\$1,126,914,857</b>
<b>Construction</b>			
Building Equipment Contractors	3,333	39,568,483	675,294,458
Building Finishing Contractors	373	4,865,915	84,113,236
Foundation, Structure, and Building Exterior Contractors	684	5,939,357	113,490,213
Highway, Street, and Bridge Construction	190	25,067,184	705,879,042
Land Subdivision	9	418,292	7,714,275
Nonresidential Building Construction	2,157	80,741,078	2,294,712,654
Other Heavy and Civil Engineering Construction	1,693	21,401,884	545,419,395
Other Specialty Trade Contractors	1,356	13,051,529	256,317,075
Residential Building Construction	487	8,102,437	206,611,217
Utility System Construction	298	14,300,977	381,682,211
<b>Total Construction</b>	<b>10,580</b>	<b>\$213,457,136</b>	<b>\$5,271,233,777</b>

## Sales and Tax by Industry Group

Industry Type	Number of Taxpayers	Gross Tax Collections	Gross Sales Reported
<b>Manufacturing</b>			
Aerospace Product and Parts Manufacturing	9	261,255	3,732,211
Agriculture, Construction, and Mining Machinery Manufacturing	75	1,362,346	63,650,211
Animal Food Manufacturing	9	20,773	296,751
Animal Slaughtering and Processing	44	261,521	3,736,007
Apparel Accessories and Other Apparel Manufacturing	30	61,570	879,568
Architectural and Structural Metals Manufacturing	401	4,479,205	64,125,283
Audio and Video Equipment Manufacturing	15	124,728	1,781,833
Bakeries and Tortilla Manufacturing	230	1,735,351	24,790,727
Basic Chemical Manufacturing	29	1,321,058	20,526,319
Beverage Manufacturing	80	629,939	8,720,795
Boiler, Tank, and Shipping Container Manufacturing	22	14,356	205,084
Cement and Concrete Product Manufacturing	119	5,307,933	75,830,524
Clay Product and Refractory Manufacturing	35	766,909	10,955,847
Coating, Engraving, Heat Treating, and Allied Activities	21	32,640	579,914
Commercial and Service Industry Machinery Manufacturing	35	248,936	3,823,649
Communications Equipment Manufacturing	31	350,567	5,008,101
Computer and Peripheral Equipment Manufacturing	35	822,481	11,749,916
Converted Paper Product Manufacturing	28	425,478	6,078,263
Cut and Sew Apparel Manufacturing	101	181,945	2,610,926
Cutlery and Hand Tool Manufacturing	14	22,080	315,423
Dairy Product Manufacturing	37	348,257	4,975,095
Electric Lighting Equipment Manufacturing	17	68,755	982,214
Electrical Equipment Manufacturing	18	268,610	17,681,742
Engine, Turbine, and Power Transmission Equipment Manufacturing	13	137,958	2,282,299
Fabric Mills	19	1,155	16,502
Fiber, Yarn, and Thread Mills	7	7,067	100,960
Forging and Stamping	6	13,195	188,503
Fruit and Vegetable Preserving and Specialty Food Manufacturing	16	18,303	261,466
Glass and Glass Product Manufacturing	15	13,722	196,023
Grain and Oilseed Milling	5	586	8,369
Hardware Manufacturing	8	9,674	138,205
Household and Institutional Furniture and Kitchen Cabinet Manufacturing	124	1,256,475	17,949,641
Household Appliance Manufacturing	10	43,071	615,304
Industrial Machinery Manufacturing	37	1,102,578	60,482,052
Iron and Steel Mills and Ferroalloy Manufacturing	11	280,841	4,012,021
Machine Shops; Turned Product; and Screw, Nut, and Bolt Manufacturing	75	666,295	9,522,855
Manufacturing and Reproducing Magnetic and Optical Media	7	217,659	3,109,412
Medical Equipment and Supplies Manufacturing	122	988,146	14,116,378
Metalworking Machinery Manufacturing	26	160,232	6,433,433
Motor Vehicle Body and Trailer Manufacturing	21	402,299	6,105,893
Motor Vehicle Manufacturing	13	82,574	1,179,633
Motor Vehicle Parts Manufacturing	31	124,127	1,773,239
Navigational, Measuring, Electro Medical, and Control Instruments Manufacturing	49	175,608	2,510,076
Nonferrous Metal (except Aluminum) Production and Processing	4	2,196	31,373
Office Furniture (including Fixtures) Manufacturing	40	302,515	4,321,644
Other Chemical Product and Preparation Manufacturing	32	78,182	1,116,887
Other Electrical Equipment and Component Manufacturing	24	293,631	4,241,419
Other Fabricated Metal Product Manufacturing	181	587,458	8,498,351
Other Food Manufacturing	84	263,710	3,767,282
Other Furniture Related Product Manufacturing	12	111,713	1,595,902
Other General Purpose Machinery Manufacturing	90	798,523	12,865,518
Other Leather and Allied Product Manufacturing	9	25,433	363,334
Other Miscellaneous Manufacturing	506	4,320,789	71,705,083
Other Nonmetallic Mineral Product Manufacturing	130	1,912,097	27,315,675
Other Textile Product Mills	41	80,506	1,150,090
Other Transportation Equipment Manufacturing	6	61,916	888,548

## Sales and Tax by Industry Group

Industry Type	Number of Taxpayers	Gross Tax Collections	Gross Sales Reported
<b>Manufacturing, continued</b>			
Other Wood Product Manufacturing	178	1,191,928	17,027,537
Paint, Coating, and Adhesive Manufacturing	73	42,739	610,555
Pesticide, Fertilizer, and Other Agricultural Chemical Manufacturing	9	25,395	362,789
Petroleum and Coal Products Manufacturing	74	467,360	6,902,981
Pharmaceutical and Medicine Manufacturing	19	774,931	11,070,442
Plastics Product Manufacturing	64	266,365	3,805,211
Printing and Related Support Activities	678	4,825,638	69,018,787
Pulp, Paper, and Paperboard Mills	10	0	0
Resin, Synthetic Rubber, and Artificial Synthetic Fibers and Filaments Manufacturing	33	65,599	937,121
Rubber Product Manufacturing	34	2,917,281	41,904,502
Sawmills and Wood Preservation	78	556,755	9,106,681
Seafood Product Preparation and Packaging	13	41,800	597,143
Semiconductor and Other Electronic Component Manufacturing	18	84,195	1,230,279
Ship and Boat Building	94	1,492,399	21,319,981
Soap, Cleaning Compound, and Toilet Preparation Manufacturing	43	95,519	1,364,561
Spring and Wire Product Manufacturing	13	131,856	1,886,199
Steel Product Manufacturing from Purchased Steel	10	161,229	2,303,276
Sugar and Confectionery Product Manufacturing	8	25,586	365,510
Textile and Fabric Finishing and Fabric Coating Mills	16	17,071	243,871
Textile Furnishings Mills	14	362,403	5,177,191
Tobacco Manufacturing	20	4,765	68,077
Veneer, Plywood, and Engineered Wood Product Manufacturing	12	76,602	1,094,767
Ventilation, Heating, Air-Conditioning, and Commercial Refrigeration Equipment Mfg	63	576,445	8,234,934
<b>Total Manufacturing</b>	<b>4,783</b>	<b>\$47,860,790</b>	<b>\$806,532,167</b>
<b>Retail Trade</b>			
Automobile Dealers	3,104	227,673,125	4,561,117,710
Automotive Parts, Accessories, and Tire Stores	1,395	53,339,808	780,755,032
Beer, Wine, and Liquor Stores	796	27,387,080	391,243,994
Book Stores and News Dealers	77	414,638	5,923,403
Building Material and Supplies Dealers	1,720	165,200,540	2,366,502,125
Clothing Stores	3,114	61,688,642	881,666,107
Department Stores	568	379,347,730	5,419,576,306
Direct Selling Establishments	817	12,294,162	180,891,920
Electronic Shopping and Mail-Order Houses	410	1,612,429	23,437,430
Electronics and Appliance Stores	1,527	64,735,702	925,588,234
Florists	709	5,470,230	78,149,134
Furniture Stores	1,014	37,901,484	543,718,251
Gasoline Stations	1,727	65,223,112	932,642,881
Grocery Stores	2,986	248,957,142	3,556,830,812
Health and Personal Care Stores	1,342	38,201,841	545,750,620
Home Furnishings Stores	310	5,362,077	76,605,116
Jewelry, Luggage, and Leather Goods Stores	380	8,575,091	122,501,295
Lawn and Garden Equipment and Supplies Stores	513	11,660,381	186,623,529
Office Supplies, Stationery, and Gift Stores	1,650	22,237,841	318,022,600
Other General Merchandise Stores	1,429	113,536,090	1,624,461,206
Other Miscellaneous Store Retailers	8,325	114,498,459	1,714,208,362
Other Motor Vehicle Dealers	655	18,412,403	297,699,019
Shoe Stores	281	12,657,122	180,816,035
Specialty Food Stores	960	17,300,858	247,155,109
Sporting Goods, Hobby, and Musical Instrument Stores	1,121	30,829,843	440,895,110
Used Merchandise Stores	1,279	7,334,080	104,819,249
Vending Machine Operators	255	3,598,959	46,573,471
<b>Total Retail Trade</b>	<b>38,464</b>	<b>\$1,755,450,868</b>	<b>\$26,554,174,060</b>

## Sales and Tax by Industry Group

Industry Type	Number of Taxpayers	Gross Tax Collections	Gross Sales Reported
<b>Wholesale Trade</b>			
Agricultural supplies merchant wholesalers	7	55,907	829,343
Apparel, Piece Goods, and Notions Merchant Wholesalers	53	275,705	4,043,041
Beer, Wine, and Distilled Alcoholic Beverage Merchant Wholesalers	38	36,615,693	523,081,335
Beverage Merchant Wholesalers	27	25,310,477	361,299,530
Business-to-Business Electronic Markets, and Agents and Brokers	9	32,382	462,595
Chemical and Allied Products Merchant Wholesalers	75	1,747,173	25,403,371
Cigarette and Tobacco Product Merchant Wholesalers	13	6,002	85,743
Computer and Communications Equipment and Supplies Merchant Wholesalers	15	79,625	1,189,640
Construction, Forestry, Mining, and Industrial Machinery, Equipment and Supplies Merchant	154	4,016,493	57,759,606
Drugs and Druggists' Sundries Merchant Wholesalers	37	336,938	4,813,397
Electrical, Plumbing, Heating and Air-Conditioning Equipment and Supplies Merchant	595	13,226,245	194,270,861
Farm Product Merchant Wholesalers	9	10,424	148,907
Farm Product Raw Material Merchant Wholesalers	18	10,507	199,997
Farm, Lawn and Garden Machinery and Equipment Merchant Wholesalers	210	19,802,148	419,618,217
Food Merchant Wholesalers	39	228,488	3,264,116
Furniture and Home Furnishing Merchant Wholesalers	97	702,131	10,030,441
Grocery and Related Product Merchant Wholesalers	180	3,673,788	52,517,731
Hardware, and Plumbing and Heating Equipment and Supplies Merchant Wholesalers	124	2,129,086	30,430,218
Home Furnishings Merchant Wholesalers	28	119,960	1,713,719
Household Appliances and Electrical and Electronic Goods Merchant Wholesalers	355	7,755,860	131,251,125
Lumber and Other Construction Materials Merchant Wholesalers	119	3,394,560	48,668,787
Lumber, Millwork, Hardware and Other Building Supplies Merchant Wholesalers	119	3,956,062	57,236,085
Machinery, Equipment, and Supplies Merchant Wholesalers	937	28,319,230	619,769,695
Metal and Mineral (except Petroleum) Merchant Wholesalers	33	443,655	6,418,365
Miscellaneous Durable Goods Merchant Wholesalers	545	4,683,829	67,862,834
Miscellaneous Nondurable Goods Merchant Wholesalers	347	5,002,204	73,089,535
Motor Vehicle and Motor Vehicle Parts and Supplies Merchant Wholesalers	2,408	14,619,502	419,958,849
Motor Vehicle Merchant Wholesalers	127	4,150,197	67,829,379
New Motor Vehicle Parts and Accessories Merchant Wholesalers	38	192,709	2,780,568
Other Machinery, Equipment and Supplies Merchant Wholesalers	146	1,589,385	27,048,302
Other Miscellaneous Merchant Wholesalers	16	13,442	192,031
Paper and Paper Product Merchant Wholesalers	38	164,600	2,351,431
Paper, Paper Product and Disposable Plastic Product Merchant Wholesalers	40	1,384,762	19,906,521
Personal goods merchant wholesalers	10	19,996	285,652
Petroleum and Petroleum Products Merchant Wholesalers	8	40,061	609,168
Petroleum and Petroleum Products Merchant Wholesalers	271	3,451,148	52,211,100
Pharmaceuticals, Toiletries, Cosmetics and Sundries Merchant Wholesalers	29	74,066	1,058,089
Professional and Commercial Equipment and Supplies Merchant Wholesalers	1,519	31,883,544	456,173,327
Recyclable Material Merchant Wholesalers	14	9,269	132,419
Textile, Clothing and Footwear Merchant Wholesalers	46	189,125	2,701,786
Used Motor Vehicle Parts and Accessories Merchant Wholesalers	15	269,907	4,030,160
Wholesale Electronic Markets and Agents and Brokers	86	1,108,796	19,423,489
<b>Total Wholesale Trade</b>	<b>8,994</b>	<b>\$221,095,084</b>	<b>\$3,772,150,505</b>
<b>Real Estate and Rental and Leasing</b>			
Activities Related to Real Estate	97	2,690,096	38,953,205
Automotive Equipment Rental and Leasing	528	10,584,093	184,185,183
Commercial and Industrial Machinery and Equipment Rental and Leasing	401	20,827,334	334,948,799
Consumer Goods Rental	880	31,799,085	460,551,601
General Rental Centers	111	1,861,599	26,594,277
Lessors of Nonfinancial Intangible Assets (except Copyrighted Works)	4	13,579	193,987
Lessors of Real Estate	346	2,930,204	41,873,082
Offices of Real Estate Agents and Brokers	31	127,479	1,823,063
<b>Total Real Estate and Rental and Leasing</b>	<b>2,398</b>	<b>\$70,833,470</b>	<b>\$1,089,123,196</b>

## Sales and Tax by Industry Group

Industry Type	Number of Taxpayers	Gross Tax Collections	Gross Sales Reported
<b>Information</b>			
Cable and Other Subscription Programming	42	9,013,408	128,762,969
Data Processing, Hosting, and Related Services	65	2,051,076	29,304,519
Motion Picture and Video Industries	61	5,297,808	75,682,967
Newspaper, Periodical, Book, and Directory Publishers	95	516,302	7,375,738
Other Information Services	27	90,015	1,285,931
Other Telecommunications	219	1,892,165	27,031,088
Radio and Television Broadcasting	6	180	2,566
Satellite Telecommunications	22	21,544	307,773
Software Publishers	80	1,001,694	14,309,916
Sound Recording Industries	16	2,253	32,190
Wired Telecommunications Carriers	291	118,722,743	1,696,044,422
Wireless Telecommunications Carriers (except Satellite)	141	48,030,323	686,147,470
	<b>1,065</b>	<b>\$186,639,511</b>	<b>\$2,666,287,549</b>
<b>Professional, Scientific, and Technical Services</b>			
Accounting, Tax Preparation, Bookkeeping, and Payroll Services	50	421,384	6,581,318
Advertising, Public Relations, and Related Services	139	1,244,455	17,777,930
Architectural, Engineering, and Related Services	170	826,399	11,816,188
Computer Systems Design and Related Services	426	5,073,727	72,568,365
Legal Services	5	8,889	126,989
Management, Scientific, and Technical Consulting Services	136	750,196	10,816,668
Other Professional, Scientific, and Technical Services	604	1,866,882	26,671,226
Scientific Research and Development Services	44	2,044,805	29,211,500
Specialized Design Services	286	728,407	10,409,016
<b>Total Professional, Scientific, and Technical Services</b>	<b>1,860</b>	<b>\$12,965,143</b>	<b>\$185,979,202</b>
<b>Management of Companies and Enterprises</b>			
Management of Companies and Enterprises	15	58,798	842,670
<b>Total Management of Companies and Enterprises</b>	<b>15</b>	<b>\$58,798</b>	<b>\$842,670</b>
<b>Administrative, Support, Waste Management and Remediation Services</b>			
Business Support Services	117	2,898,417	41,427,725
Employment Services	7	361	5,154
Facilities Support Services	29	1,347,824	19,256,339
Investigation and Security Services	343	8,880,312	126,927,359
Office Administrative Services	26	261,510	3,735,863
Other Support Services	59	247,413	3,549,028
Remediation and Other Waste Management Services	80	438,233	6,260,478
Services to Buildings and Dwellings	1,153	14,239,186	204,585,585
Travel Arrangement and Reservation Services	9	169,570	2,422,430
Waste Collection	24	147,814	2,111,624
Waste Treatment and Disposal	14	74,151	1,059,303
<b>Total Administrative, Support, Waste Management, Remediation Services</b>	<b>1,861</b>	<b>\$28,704,791</b>	<b>\$411,340,888</b>
<b>Educational Services</b>			
Business Schools and Computer and Management Training	19	0	0
Colleges, Universities, and Professional Schools	66	931	13,302
Educational Support Services	19	0	0
Elementary and Secondary Schools	46	0	0
Junior Colleges	27	0	0
Other Schools and Instruction	95	5,222	74,599
Technical and Trade Schools	7	0	0
<b>Total Educational Services</b>	<b>279</b>	<b>\$6,153</b>	<b>\$87,901</b>



## Sales and Tax by Industry Group

Industry Type	Number of Taxpayers	Gross Tax Collections	Gross Sales Reported
<b>Health Care and Social Assistance</b>			
Child Day Care Services	15	0	0
Community Food and Housing, and Emergency and Other Relief Services	22	0	0
Continuing Care Retirement Communities and Assisted Living Facilities for the Elderly	11	0	0
General Medical and Surgical Hospitals	42	55,620	794,568
Home Health Care Services	52	0	0
Individual and Family Services	35	0	0
Medical and Diagnostic Laboratories	22	127,742	1,824,879
Nursing Care Facilities (Skilled Nursing Facilities)	30	0	0
Offices of Dentists	16	0	0
Offices of Other Health Practitioners	375	6,325	90,350
Offices of Physicians	116	33,137	473,386
Other Ambulatory Health Care Services	7	0	0
Outpatient Care Centers	8	0	0
Residential Intellectual / Developmental Disability, Mental Health, Substance Abuse Facilities	9	0	0
Vocational Rehabilitation Services	22	0	0
<b>Total Health Care and Social Assistance</b>	<b>782</b>	<b>\$222,823</b>	<b>\$3,183,184</b>
<b>Arts, Entertainment, and Recreation</b>			
Amusement Parks and Arcades	146	925,155	13,219,483
Gambling Industries	26	1,827,982	26,114,022
Independent Artists, Writers, and Performers	174	39,314	561,635
Museums, Historical Sites, and Similar Institutions	73	156,245	2,232,070
Other Amusement and Recreation Industries	588	5,527,212	78,960,178
Performing Arts Companies	45	38,466	549,509
Promoters of Performing Arts, Sports, and Similar Events	1,122	58,088	829,829
Spectator Sports	44	120,172	1,716,743
<b>Total Arts, Entertainment, and Recreation</b>	<b>2,218</b>	<b>\$8,692,634</b>	<b>\$124,183,469</b>
<b>Accommodation and Food Services</b>			
Drinking Places (Alcoholic Beverages)	874	3,366,200	48,115,773
Restaurants and Other Eating Places	7,801	289,424,461	4,135,206,784
RV (Recreational Vehicle) Parks and Recreational Camps	39	259,953	3,713,616
Special Food Services	510	2,099,713	29,995,904
Traveler Accommodation	1,284	72,220,395	1,031,935,591
<b>Total Accommodation and Food Services</b>	<b>10,508</b>	<b>\$367,370,722</b>	<b>\$5,248,967,668</b>
<b>Other Services</b>			
Automotive Repair and Maintenance	3,572	83,062,398	1,190,464,540
Business, Professional, Labor, Political, and Similar Organizations	131	314,074	4,593,619
Civic and Social Organizations	84	0	0
Commercial / Industrial Machinery, Equipment (except Automotive and Electronic) Repair / Maintenance	315	3,282,800	60,995,860
Death Care Services	59	63,417	905,963
Dry-cleaning and Laundry Services	365	6,533,316	94,163,957
Electronic and Precision Equipment Repair and Maintenance	319	2,184,138	31,560,060
Grant Making and Giving Services	23	171	2,438
Other Personal Services	254	1,862,602	26,618,941
Personal and Household Goods Repair and Maintenance	896	5,964,146	95,464,732
Personal Care Services	510	487,751	6,967,873
Private Households	5	0	0
Religious Organizations	78	0	0
Social Advocacy Organizations	22	1,943	129,526
<b>Total Other Services (except Public Administration)</b>	<b>6,633</b>	<b>\$103,756,756</b>	<b>\$1,511,867,508</b>

## Sales and Tax by Industry Group

Industry Type	Number of Taxpayers	Gross Tax Collections	Gross Sales Reported
<b>Public Administration</b>			
Administration of Air and Water Resource and Solid Waste Management Programs	35	0	0
Administration of Economic Programs	55	855,349	13,544,816
Administration of Human Resource Programs	4	0	0
Executive, Legislative, and Other General Government Support	45	253,772	4,005,952
Justice, Public Order, and Safety Activities	24	456	13,021
Municipal Protective Services	6	260,944	4,178,807
Other Local, Municipal and Regional Public Administration	66	2,452,664	39,194,047
<b>Total Public Administration</b>	<b>235</b>	<b>\$3,823,185</b>	<b>\$60,936,644</b>
<b>Finance and Insurance</b>			
Activities Related to Credit Intermediation	37	278,629	3,980,407
Agencies, Brokerages, and Other Insurance Related Activities	47	127,149	1,816,415
Depository Credit Intermediation	31	868,564	12,936,362
Insurance Carriers	16	68,778	982,547
Monetary Authorities-Central Bank	38	999,374	14,278,599
Non-depository Credit Intermediation	231	2,220,709	31,897,346
Other Financial Investment Activities	14	53,713	767,331
Other Investment Pools and Funds	10	10,828	223,711
<b>Total Finance and Insurance</b>	<b>424</b>	<b>\$4,627,745</b>	<b>\$66,882,720</b>
<b>Transportation and Warehousing</b>			
Freight Transportation Arrangement	5	350	5,006
General Freight Trucking	61	585,317	8,361,672
Inland Water Transportation	5	1,000	14,280
Interurban and Rural Bus Transportation	4	21,046	300,662
Local Messengers and Local Delivery	6	5,914	84,490
Nonscheduled Air Transportation	10	11,852	169,320
Other Pipeline Transportation	5	12,207	174,381
Other Support Activities for Transportation	13	46,142	1,046,464
Other Transit and Ground Passenger Transportation	10	180,581	3,856,629
Pipeline Transportation of Natural Gas	6	0	0
Rail Transportation	8	132,204	1,888,626
Scenic and Sightseeing Transportation, Land	4	2,175	31,068
Scheduled Air Transportation	8	14,870	470,345
Specialized Freight Trucking	44	510,968	7,299,540
Support Activities for Air Transportation	29	131,058	1,899,291
Support Activities for Rail Transportation	10	39,388	648,628
Support Activities for Road Transportation	117	489,445	6,996,302
Support Activities for Water Transportation	7	126,717	1,810,244
Taxi and Limousine Service	6	2,298	32,822
Warehousing and Storage	95	1,265,178	18,112,850
<b>Total Transportation and Warehousing</b>	<b>453</b>	<b>\$3,578,710</b>	<b>\$53,202,618</b>
	<b>Number of Taxpayers</b>	<b>Gross Tax Collections</b>	<b>Gross Sales Reported</b>
<b>TOTAL</b>	<b>93,300</b>	<b>\$3,113,617,798</b>	<b>\$49,129,235,217</b>
Total of industry groups having less than four taxpayers*	73	\$414,317	\$6,031,477
<b>GRAND TOTAL</b>	<b>93,373</b>	<b>\$3,114,032,115</b>	<b>\$49,135,266,694</b>

\*Industry groups with less than four taxpayers are not published in order to protect confidentiality of taxpayer information.

Magnolia in full bloom.



## Sales and Tax by Industry Group and City

City	Total for City	Agriculture, Forestry, Fishing, and Hunting	Mining, Quarrying, Oil & Gas Extraction	Utilities	Construction	Manufacturing	Wholesale Trade	Retail Trade	Transportation & Warehousing	Information
		Abbeville								
Number of Taxpayers	9							6		
Gross Tax	281,225							201,459		
Gross Sales	4,017,505							2,877,992		
Aberdeen										
Number of Taxpayers	185				14	9	4	92		
Gross Tax	4,148,837				139,032	73,936	99,343	2,803,394		
Gross Sales	60,918,230				1,986,178	1,058,949	1,656,249	41,131,942		
Ackerman										
Number of Taxpayers	68							34		
Gross Tax	1,394,982							904,017		
Gross Sales	20,481,996							13,286,040		
Alcorn State University										
Number of Taxpayers	4									
Gross Tax	76,494									
Gross Sales	1,092,766									
Algoma										
Number of Taxpayers	8									
Gross Tax	144,946									
Gross Sales	2,070,913									
Alligator										
Number of Taxpayers	5							4		
Gross Tax	28,574							19,445		
Gross Sales	409,218							277,785		
Amory										
Number of Taxpayers	301				19	20	17	143		5
Gross Tax	10,975,930				127,763	119,649	138,734	8,251,340		394,681
Gross Sales	165,541,328				1,825,185	1,819,608	2,064,824	125,735,042		5,638,298
Anguilla										
Number of Taxpayers	14							7		
Gross Tax	150,664							100,794		
Gross Sales	2,157,684							1,439,911		
Arcola										
Number of Taxpayers	13									
Gross Tax	83,452									
Gross Sales	1,210,372									
Artesia										
Number of Taxpayers	15							6		
Gross Tax	53,309							7,365		
Gross Sales	780,575							105,216		
Ashland										
Number of Taxpayers	36							27		
Gross Tax	811,407							702,327		
Gross Sales	11,595,254							10,034,463		
Baldwyn										
Number of Taxpayers	139					6		92		
Gross Tax	2,913,062					10,454		1,862,707		
Gross Sales	43,732,013					159,506		28,041,378		
Bassfield										
Number of Taxpayers	42							25		
Gross Tax	774,728							553,804		
Gross Sales	11,201,228							7,911,485		
Batesville										
Number of Taxpayers	443				29	17	28	239		
Gross Tax	25,652,658				310,668	249,328	2,181,381	17,870,989		
Gross Sales	385,556,966				4,438,115	3,564,372	32,005,452	273,345,352		
Bay Springs										
Number of Taxpayers	107					5		53		
Gross Tax	3,567,432					45,152		2,709,240		
Gross Sales	53,015,812					940,101		40,028,861		

# Sales and Tax by Industry Group and City

Finance & Insurance	Real Estate,	Professional,	Management of	Administrative Support,	Educational	Health Care &	Arts,	Accommodations	Other	Public	
	Rental & Leasing	Scientific, & Technical Services	Companies & Enterprises	Waste Management, & Remediation Services		Social Assistance	Entertainment, & Recreation				
											Abbeville
											Number of Taxpayers
											Gross Tax
											Gross Sales
											Aberdeen
								35	19	4	Number of Taxpayers
								459,020	164,057	5,405	Gross Tax
								6,557,433	2,352,445	360,326	Gross Sales
											Ackerman
						4		11	7		Number of Taxpayers
						4,208		179,190	70,165		Gross Tax
						60,117		2,559,850	1,008,768		Gross Sales
											Alcorn State University
											Number of Taxpayers
											Gross Tax
											Gross Sales
											Algoma
											Number of Taxpayers
											Gross Tax
											Gross Sales
											Alligator
											Number of Taxpayers
											Gross Tax
											Gross Sales
											Amory
	10	4		4		14	4	36	17		Number of Taxpayers
	93,333	8,612		10,315		0	17,794	1,301,071	153,496		Gross Tax
	1,333,326	123,021		147,359		0	254,197	18,586,728	2,192,795		Gross Sales
											Anguilla
											Number of Taxpayers
											Gross Tax
											Gross Sales
											Arcola
											Number of Taxpayers
											Gross Tax
											Gross Sales
											Artesia
								4			Number of Taxpayers
								570			Gross Tax
								8,140			Gross Sales
											Ashland
											Number of Taxpayers
											Gross Tax
											Gross Sales
											Baldwyn
								17	10		Number of Taxpayers
								452,515	137,849		Gross Tax
								6,464,497	1,969,270		Gross Sales
											Bassfield
								5			Number of Taxpayers
								55,948			Gross Tax
								799,251			Gross Sales
											Batesville
	4	4		7		4	7	61	35		Number of Taxpayers
	238,970	14,675		19,193		0	50	2,683,228	592,516		Gross Tax
	3,413,851	209,639		274,185		0	716	38,331,822	8,464,509		Gross Sales
											Bay Springs
				5				16	9		Number of Taxpayers
				52,906				310,299	97,084		Gross Tax
				755,796				4,432,844	1,405,465		Gross Sales



## Sales and Tax by Industry Group and City

Total for City	Agriculture, Forestry, Fishing, and Hunting	Mining, Quarrying, Oil & Gas Extraction	Utilities	Construction	Manufacturing	Wholesale Trade	Retail Trade	Transportation & Warehousing	Information
	Bay St. Louis								
Number of Taxpayers				24	13	19	150		
Gross Tax	7,932,199			227,250	37,013	39,779	3,580,452		
Gross Sales	114,283,568			3,246,434	528,756	568,277	52,079,344		
Beaumont									
Number of Taxpayers	18						14		
Gross Tax	533,079						431,695		
Gross Sales	7,615,427						6,167,065		
Beauregard									
Number of Taxpayers									
Gross Tax									
Gross Sales									
Belmont									
Number of Taxpayers	76				6	4	48		
Gross Tax	1,756,648				5,282	49,020	1,252,627		
Gross Sales	25,303,276				100,494	703,801	18,068,154		
Belzoni									
Number of Taxpayers	97			4		6	54		
Gross Tax	2,171,872			66,429		138,620	1,409,071		
Gross Sales	35,673,254			965,977		5,197,587	21,413,144		
Benoit									
Number of Taxpayers	9								
Gross Tax	136,948								
Gross Sales	2,378,431								
Benton									
Number of Taxpayers	27			4			15		
Gross Tax	744,228			303,352			319,485		
Gross Sales	10,723,363			4,333,594			4,651,636		
Beulah									
Number of Taxpayers									
Gross Tax									
Gross Sales									
Big Creek									
Number of Taxpayers									
Gross Tax									
Gross Sales									
Biloxi									
Number of Taxpayers	1,415	7		81	42	78	541	13	10
Gross Tax	65,039,209	1,841		605,727	625,630	1,245,616	27,263,795	10,759	2,858,892
Gross Sales	941,959,759	26,303		8,670,516	9,103,572	21,606,439	397,983,617	153,698	40,841,316
Blue Mountain									
Number of Taxpayers	26						15		
Gross Tax	643,207						538,304		
Gross Sales	9,325,610						7,810,116		
Blue Springs									
Number of Taxpayers	7								
Gross Tax	142,603								
Gross Sales	2,061,070								
Bolton									
Number of Taxpayers	32					4	11		
Gross Tax	862,918					152,658	377,937		
Gross Sales	15,080,157					4,918,028	5,399,833		
Booneville									
Number of Taxpayers	327			15	15	13	190		
Gross Tax	9,987,206			212,896	142,174	35,316	6,767,869		
Gross Sales	144,505,558			3,041,374	2,039,739	607,139	98,061,668		
Boyle									
Number of Taxpayers	38					7	17		
Gross Tax	1,058,358					314,656	425,068		
Gross Sales	26,468,024					14,756,904	7,150,341		

# Sales and Tax by Industry Group and City

Finance & Insurance	Real Estate,	Professional,	Management of	Administrative Support,	Educational	Health Care &	Arts,	Accommodations	Other	Public	
	Rental & Leasing	Scientific, & Technical Services	Companies & Enterprises	Waste Management, & Remediation Services		Social Assistance	Entertainment, & Recreation				
	19	6		4	8		103	100	31		Bay St. Louis
	108,242	23,698		14,336	0		49,574	2,643,317	206,540		Number of Taxpayers
	1,546,315	338,542		204,797	0		708,201	37,761,673	2,950,568		Gross Tax
											Gross Sales
											Beaumont
											Number of Taxpayers
											Gross Tax
											Gross Sales
											Beauregard
											Number of Taxpayers
											Gross Tax
											Gross Sales
											Belmont
								10	5		Number of Taxpayers
								270,122	22,373		Gross Tax
								3,858,892	319,612		Gross Sales
											Belzoni
								17			Number of Taxpayers
								207,166			Gross Tax
								2,959,515			Gross Sales
											Benoit
											Number of Taxpayers
											Gross Tax
											Gross Sales
											Benton
											Number of Taxpayers
											Gross Tax
											Gross Sales
											Beulah
											Number of Taxpayers
											Gross Tax
											Gross Sales
											Big Creek
											Number of Taxpayers
											Gross Tax
											Gross Sales
											Biloxi
4	62	21		18	4	17	156	264	91	4	Number of Taxpayers
9,975	1,129,357	94,330		109,877	0	7,013	1,313,465	25,662,748	1,510,835	186,264	Gross Tax
142,500	16,133,672	1,347,576		1,569,665	0	100,187	18,763,790	366,610,687	21,645,015	2,660,908	Gross Sales
											Blue Mountain
								4	4		Number of Taxpayers
								1,229	2,325		Gross Tax
								17,563	33,209		Gross Sales
											Blue Springs
											Number of Taxpayers
											Gross Tax
											Gross Sales
											Bolton
								4	4		Number of Taxpayers
								2,871	5,895		Gross Tax
								41,011	84,213		Gross Sales
											Booneville
								46	21		Number of Taxpayers
726	39,934							1,336,248	612,659		Gross Tax
10,370	579,421							19,089,252	8,806,030		Gross Sales
											Boyle
									5		Number of Taxpayers
									12,005		Gross Tax
									172,721		Gross Sales

## Sales and Tax by Industry Group and City

	Total for City	Agriculture, Forestry, Fishing, and Hunting	Mining, Quarrying, Oil & Gas Extraction	Utilities	Construction	Manufacturing	Wholesale Trade	Retail Trade	Transportation & Warehousing	Information
		Brandon								
Number of Taxpayers	670				69	30	61	284		
Gross Tax	35,559,049				1,121,705	122,539	756,451	24,197,713		
Gross Sales	583,665,386				16,038,493	1,750,551	13,422,782	416,939,028		
Braxton										
Number of Taxpayers	6									
Gross Tax	108,705									
Gross Sales	1,554,489									
Brookhaven										
Number of Taxpayers	586		4		21	29	26	307		4
Gross Tax	32,216,313		40,568		218,410	223,989	829,601	22,990,429		1,369,033
Gross Sales	494,654,374		579,543		3,122,825	3,652,815	16,284,609	357,453,782		19,557,613
Brooksville										
Number of Taxpayers	34					4		19		
Gross Tax	612,534					8,237		435,443		
Gross Sales	8,937,644					117,667		6,366,643		
Bruce										
Number of Taxpayers	93					4	5	54		
Gross Tax	2,705,222					10,742	138,054	2,174,614		
Gross Sales	43,452,563					153,461	6,372,637	31,456,195		
Bude										
Number of Taxpayers	30							16		
Gross Tax	728,334							568,291		
Gross Sales	10,436,053							8,118,437		
Burnsville										
Number of Taxpayers	49						4	28		
Gross Tax	868,247						33,198	671,687		
Gross Sales	12,626,706						474,251	9,595,524		
Byhalia										
Number of Taxpayers	155				15	8	8	82		
Gross Tax	4,065,726				133,528	31,886	210,675	2,541,761		
Gross Sales	58,866,843				1,907,539	455,513	3,133,214	36,972,344		
Byram										
Number of Taxpayers	251				14	12	17	112		
Gross Tax	14,137,882				167,661	24,966	168,113	9,577,908		
Gross Sales	207,638,865				2,509,391	356,662	2,428,476	142,153,925		
Caledonia										
Number of Taxpayers	37							17		
Gross Tax	900,881							554,725		
Gross Sales	12,869,734							7,924,649		
Calhoun City										
Number of Taxpayers	82				4	8		49		
Gross Tax	1,582,941				8,329	32,414		1,175,541		
Gross Sales	24,719,187				118,986	463,063		18,897,673		
Canton										
Number of Taxpayers	473				18	11	49	249		
Gross Tax	16,043,339				92,943	45,771	840,435	10,762,546		
Gross Sales	242,157,577				1,413,475	653,868	20,416,355	158,047,876		
Carrollton										
Number of Taxpayers	17							10		
Gross Tax	381,819							268,996		
Gross Sales	5,457,241							3,842,793		
Carthage										
Number of Taxpayers	208				9	7	15	111		
Gross Tax	9,253,472				28,696	111,616	625,086	6,777,566		
Gross Sales	143,801,567				422,265	2,901,004	14,370,937	101,531,435		
Cary										
Number of Taxpayers	7									
Gross Tax	58,848									
Gross Sales	868,365									

## Sales and Tax by Industry Group and City

Finance & Insurance	Real Estate,	Professional,	Management of	Administrative Support,	Health Care & Social Assistance	Arts,		Other Services	Public Administration	
	Rental & Leasing	Scientific, & Technical Services	Companies & Enterprises	Waste Management, & Remediation Services		Educational Services	Entertainment, & Recreation		Accommodations & Food Services	
	8	26		22	5	5	12	81	58	Brandon
	133,507	40,835		170,279	0	0	17,763	3,870,177	2,123,874	Number of Taxpayers
	1,907,240	584,159		2,432,839	0	0	253,758	55,288,238	30,343,736	Gross Tax
										Gross Sales
										Braxton
										Number of Taxpayers
										Gross Tax
										Gross Sales
										Brookhaven
	20	10		8		8	8	85	49	Number of Taxpayers
	343,395	21,358		165,784		0	7,663	3,549,359	1,975,741	Gross Tax
	4,905,639	305,120		2,368,344		0	109,474	50,705,128	28,290,128	Gross Sales
										Brooksville
								4		Number of Taxpayers
								85,292		Gross Tax
								1,218,454		Gross Sales
										Bruce
								13	10	Number of Taxpayers
								167,734	20,909	Gross Tax
								2,396,196	310,201	Gross Sales
										Bude
								6		Number of Taxpayers
								34,991		Gross Tax
								499,874		Gross Sales
										Burnsville
								7		Number of Taxpayers
								32,302		Gross Tax
								461,453		Gross Sales
										Byhalia
								18	16	Number of Taxpayers
								264,213	132,838	Gross Tax
								3,774,464	1,897,692	Gross Sales
										Byram
				4			6	47	30	Number of Taxpayers
				186,917			17,158	2,110,391	698,866	Gross Tax
				2,670,241			245,116	30,148,439	9,983,798	Gross Sales
										Caledonia
								4	7	Number of Taxpayers
								104,924	9,568	Gross Tax
								1,498,911	136,690	Gross Sales
										Calhoun City
								9	5	Number of Taxpayers
								54,948	8,518	Gross Tax
								784,972	121,692	Gross Sales
										Canton
	11	8		9		6	11	66	27	Number of Taxpayers
	103,418	68,389		33,591		0	7,999	2,341,443	316,703	Gross Tax
	1,477,402	976,992		479,868		0	114,265	33,449,188	4,524,322	Gross Sales
										Carrollton
										Number of Taxpayers
										Gross Tax
										Gross Sales
										Carthage
		5					4	27	19	Number of Taxpayers
		437					3,918	1,000,515	233,982	Gross Tax
		6,241					55,967	14,293,068	3,361,502	Gross Sales
										Cary
										Number of Taxpayers
										Gross Tax
										Gross Sales

## Sales and Tax by Industry Group and City

	Total for City	Agriculture, Forestry, Fishing, and Hunting	Mining, Quarrying, Oil & Gas Extraction	Utilities	Construction	Manufacturing	Wholesale Trade	Retail Trade	Transportation & Warehousing	Information
		Centreville								
Number of Taxpayers	40							22		
Gross Tax	1,240,100							1,002,614		
Gross Sales	18,328,014							14,758,832		
Charleston										
Number of Taxpayers	107				4			61		
Gross Tax	1,764,430				1,934			1,228,657		
Gross Sales	25,413,994				27,622			17,671,589		
Chunky										
Number of Taxpayers	10							4		
Gross Tax	46,705							13,066		
Gross Sales	667,214							186,654		
Clarksdale										
Number of Taxpayers	511				6	21	31	243		6
Gross Tax	14,487,979				20,561	195,325	709,856	9,139,819		1,040,013
Gross Sales	230,983,620				293,735	6,103,255	22,825,805	137,339,301		14,857,323
Cleveland										
Number of Taxpayers	512				23	13	40	276		
Gross Tax	20,375,315				501,967	237,569	410,474	14,050,462		
Gross Sales	312,247,025				7,187,954	4,279,602	12,446,097	213,592,884		
Clinton										
Number of Taxpayers	602				39	20	57	291		4
Gross Tax	24,597,487				213,354	98,316	297,412	16,303,410		1,703,522
Gross Sales	352,300,818				3,047,911	1,416,058	4,268,741	233,304,209		24,336,024
Coahoma										
Number of Taxpayers	7							4		
Gross Tax	44,001							24,723		
Gross Sales	657,372							380,823		
Coahoma Community College										
Number of Taxpayers										
Gross Tax										
Gross Sales										
Coffeeville										
Number of Taxpayers	41							29		
Gross Tax	662,927							542,137		
Gross Sales	9,477,821							7,744,821		
Coldwater										
Number of Taxpayers	69					5		31		
Gross Tax	1,307,309					127,699		762,118		
Gross Sales	20,191,846					1,828,269		12,169,408		
Collins										
Number of Taxpayers	159					8	9	89		
Gross Tax	8,497,531					42,503	209,003	5,998,900		
Gross Sales	142,235,711					607,188	5,215,766	103,907,340		
Columbia										
Number of Taxpayers	371		6		14	23	22	179		
Gross Tax	16,991,315		167,391		136,121	442,135	1,408,647	10,762,036		
Gross Sales	257,020,512		2,391,302		2,036,613	7,731,402	26,004,476	160,297,174		
Columbus										
Number of Taxpayers	1,180				74	39	69	582	8	10
Gross Tax	55,085,780				826,291	520,112	2,191,250	37,913,305	12,131	2,126,275
Gross Sales	834,876,646				11,804,159	7,460,382	34,667,443	584,747,930	173,294	30,375,357
Como										
Number of Taxpayers	56					5	4	27		
Gross Tax	1,028,689					237	178,321	335,925		
Gross Sales	18,207,256					3,381	5,949,719	4,897,331		
Corinth										
Number of Taxpayers	701				32	31	41	380		4
Gross Tax	33,815,499				407,439	235,200	1,424,271	24,075,658		1,217,463
Gross Sales	506,188,285				5,845,050	3,361,318	27,887,043	358,748,262		17,392,322



# Sales and Tax by Industry Group and City

Finance & Insurance	Real Estate,	Professional,	Management of Companies & Enterprises	Administrative Support,	Educational Services	Health Care & Social Assistance	Arts,		Other Services	Public Administration	
	Rental & Leasing	Scientific, & Technical Services		Waste Management, & Remediation Services			Entertainment, & Recreation	Accommodations & Food Services			
											Centreville
								8			Number of Taxpayers
								21,512			Gross Tax
								307,320			Gross Sales
											Charleston
								23	8		Number of Taxpayers
								175,119	13,123		Gross Tax
								2,501,703	187,476		Gross Sales
											Chunky
											Number of Taxpayers
											Gross Tax
											Gross Sales
											Clarksdale
	14	8		10			16	100	47		Number of Taxpayers
	245,337	8,324		164,180			66,231	1,859,013	240,122		Gross Tax
	3,504,811	118,907		2,345,428			946,161	26,557,333	3,495,480		Gross Sales
											Cleveland
	12	10		6		6	15	71	33		Number of Taxpayers
	168,690	12,489		92,758		0	73,949	2,722,312	601,094		Gross Tax
	2,411,608	178,409		1,325,112		0	1,056,417	38,890,170	8,895,053		Gross Sales
											Clinton
	5	29		12	4	6	10	85	37		Number of Taxpayers
	157,943	205,155		137,464	0	3,387	88,055	4,133,610	716,054		Gross Tax
	2,256,327	3,015,985		1,963,766	0	48,388	1,257,926	59,051,575	10,229,337		Gross Sales
											Coahoma
											Number of Taxpayers
											Gross Tax
											Gross Sales
											Coahoma Community
											Number of Taxpayers
											Gross Tax
											Gross Sales
											Coffeeville
								6			Number of Taxpayers
								8,218			Gross Tax
								117,394			Gross Sales
											Coldwater
								5	19		Number of Taxpayers
								27,480	69,686		Gross Tax
								392,573	1,005,926		Gross Sales
											Collins
							4	26	10		Number of Taxpayers
							95,549	1,004,526	540,304		Gross Tax
							1,364,988	14,350,378	7,768,015		Gross Sales
											Columbia
5	8	4		6		4	5	63	25		Number of Taxpayers
0	140,842	64,715		78,884		0	662	1,744,599	865,375		Gross Tax
0	2,012,025	925,411		1,127,555		0	9,458	24,922,848	12,391,034		Gross Sales
											Columbus
	21	23		15		12	61	183	75		Number of Taxpayers
	670,522	176,594		256,579		0	65,070	7,273,241	1,823,345		Gross Tax
	10,806,607	2,522,768		3,665,416		0	929,570	103,903,439	26,056,813		Gross Sales
											Como
								11	5		Number of Taxpayers
								262,448	28,610		Gross Tax
								3,749,255	408,713		Gross Sales
											Corinth
7	15	4		7		7	18	104	48		Number of Taxpayers
1,087	314,538	2,961		91,638		169	53,314	4,456,437	717,873		Gross Tax
15,527	4,493,394	42,305		1,309,121		2,415	761,627	63,663,386	10,255,329		Gross Sales

## Sales and Tax by Industry Group and City

Total for City	Agriculture, Forestry, Fishing, and Hunting	Mining, Quarrying, Oil & Gas Extraction	Utilities	Construction	Manufacturing	Wholesale Trade	Retail Trade	Transportation & Warehousing	Information
<b>Courtland</b>									
Number of Taxpayers									
Gross Tax									
Gross Sales									
<b>Crawford</b>									
Number of Taxpayers	14							6	
Gross Tax	96,358							42,772	
Gross Sales	1,381,074							611,035	
<b>Crenshaw</b>									
Number of Taxpayers	22							12	
Gross Tax	312,902							240,598	
Gross Sales	4,572,871							3,533,278	
<b>Crosby</b>									
Number of Taxpayers	8								
Gross Tax	45,210								
Gross Sales	647,747								
<b>Crowder</b>									
Number of Taxpayers	8								
Gross Tax	116,781								
Gross Sales	1,669,998								
<b>Cruger</b>									
Number of Taxpayers	4								
Gross Tax	25,713								
Gross Sales	368,156								
<b>Crystal Springs</b>									
Number of Taxpayers	171			8	7	10		83	
Gross Tax	4,163,237			29,376	4,070	85,258		2,910,222	
Gross Sales	62,879,585			419,663	58,146	2,057,266		44,094,260	
<b>Decatur</b>									
Number of Taxpayers	48							26	
Gross Tax	737,888							537,787	
Gross Sales	10,590,864							7,703,667	
<b>DeKalb</b>									
Number of Taxpayers	53							30	
Gross Tax	1,246,166							979,728	
Gross Sales	19,528,588							15,067,283	
<b>Derma</b>									
Number of Taxpayers	18							9	
Gross Tax	520,981							412,979	
Gross Sales	8,496,387							5,902,639	
<b>Diamondhead</b>									
Number of Taxpayers	109			9	4	4		36	
Gross Tax	3,049,403			30,778	17,719	39,132		1,796,695	
Gross Sales	43,750,521			439,682	253,125	654,716		25,667,066	
<b>D'Iberville</b>									
Number of Taxpayers	442			27	14	15		186	4
Gross Tax	41,911,291			127,998	624,769	205,979		30,700,090	1,487,746
Gross Sales	631,023,923			1,828,537	8,925,266	2,999,119		470,510,951	21,253,519
<b>D'Lo</b>									
Number of Taxpayers	15							9	
Gross Tax	77,922							41,250	
Gross Sales	1,121,193							589,292	
<b>Doddsville</b>									
Number of Taxpayers	5								
Gross Tax	46,341								
Gross Sales	663,083								
<b>Drew</b>									
Number of Taxpayers	28							16	
Gross Tax	469,926							251,020	
Gross Sales	6,938,178							3,796,040	

# Sales and Tax by Industry Group and City

Finance & Insurance	Real Estate,	Professional,	Management of Companies & Enterprises	Administrative Support,	Educational Services	Health Care & Social Assistance	Arts,	Accommodations & Food Services	Other Services	Public Administration	
	Rental & Leasing	Scientific, & Technical Services		Waste Management, & Remediation Services			Entertainment, & Recreation				
											Courtland
											Number of Taxpayers
											Gross Tax
											Gross Sales
											Crawford
							5				Number of Taxpayers
							365				Gross Tax
							5,210				Gross Sales
											Crenshaw
											Number of Taxpayers
											Gross Tax
											Gross Sales
											Crosby
											Number of Taxpayers
											Gross Tax
											Gross Sales
											Crowder
											Number of Taxpayers
											Gross Tax
											Gross Sales
											Cruger
											Number of Taxpayers
											Gross Tax
											Gross Sales
											Crystal Springs
	5			4			4	27	13		Number of Taxpayers
	11,877			10,045			0	496,942	122,237		Gross Tax
	169,671			143,498			0	7,099,169	1,746,245		Gross Sales
											Decatur
								8	6		Number of Taxpayers
								91,809	9,834		Gross Tax
								1,311,552	140,490		Gross Sales
											DeKalb
								9	7		Number of Taxpayers
								46,674	39,651		Gross Tax
								666,767	576,121		Gross Sales
											Derma
											Number of Taxpayers
											Gross Tax
											Gross Sales
											Diamondhead
				4			5	9	22	10	Number of Taxpayers
				27,116			52	50,193	838,695	68,776	Gross Tax
				387,370			737	717,040	11,981,357	982,512	Gross Sales
											D'Iberville
	4	9	8					23	88	54	Number of Taxpayers
	0	915,635	19,873					247,203	5,624,586	1,311,534	Gross Tax
	0	13,080,506	283,896					3,531,469	80,351,224	18,736,200	Gross Sales
											D'Lo
											Number of Taxpayers
											Gross Tax
											Gross Sales
											Doddsville
											Number of Taxpayers
											Gross Tax
											Gross Sales
											Drew
									5		Number of Taxpayers
									3,701		Gross Tax
									52,874		Gross Sales

## Sales and Tax by Industry Group and City

	Total for City	Agriculture, Forestry, Fishing, and Hunting	Mining, Quarrying, Oil & Gas Extraction	Utilities	Construction	Manufacturing	Wholesale Trade	Retail Trade	Transportation & Warehousing	Information
		Duck Hill								
Number of Taxpayers	18							11		
Gross Tax	253,684							175,176		
Gross Sales	3,709,790							2,502,515		
Dumas										
Number of Taxpayers	7									
Gross Tax	62,919									
Gross Sales	1,054,144									
Duncan										
Number of Taxpayers	8							4		
Gross Tax	33,535							4,768		
Gross Sales	483,435							68,973		
Durant										
Number of Taxpayers	64						6	42		
Gross Tax	2,310,495						72,237	1,311,085		
Gross Sales	34,461,738						1,039,854	19,458,981		
East Mississippi CC										
Number of Taxpayers										
Gross Tax										
Gross Sales										
Ecu										
Number of Taxpayers	44							27		
Gross Tax	793,972							525,816		
Gross Sales	11,392,371							7,511,956		
Eden										
Number of Taxpayers										
Gross Tax										
Gross Sales										
Edwards										
Number of Taxpayers	24							7		
Gross Tax	397,608							249,725		
Gross Sales	5,690,125							3,571,768		
Ellisville										
Number of Taxpayers	151		5		5		6	70		
Gross Tax	4,976,160		224,501		25,250		53,894	2,925,129		
Gross Sales	74,243,670		3,207,161		360,718		1,101,293	43,697,728		
Enterprise										
Number of Taxpayers	18							11		
Gross Tax	350,053							258,745		
Gross Sales	5,000,769							3,696,364		
Ethel										
Number of Taxpayers	10							6		
Gross Tax	157,501							128,759		
Gross Sales	2,251,313							1,839,416		
Eupora										
Number of Taxpayers	111				5	4		66		
Gross Tax	2,205,060				56,093	66,657		1,377,477		
Gross Sales	31,666,790				801,334	952,240		19,778,030		
Falcon										
Number of Taxpayers										
Gross Tax										
Gross Sales										
Falkner										
Number of Taxpayers	14							6		
Gross Tax	385,068							285,858		
Gross Sales	5,950,474							4,477,916		
Farmington										
Number of Taxpayers	24					5		9		
Gross Tax	176,699					4,381		29,015		
Gross Sales	2,538,328					62,591		417,972		



# Sales and Tax by Industry Group and City

Finance & Insurance	Real Estate,	Professional,	Management of	Administrative Support,	Health Care & Social Assistance	Arts,	Other Services	Public Administration
	Rental & Leasing	Scientific, & Technical Services	Companies & Enterprises	Waste Management, & Remediation Services		Educational Services		
								Duck Hill Number of Taxpayers Gross Tax Gross Sales Dumas Number of Taxpayers Gross Tax Gross Sales Duncan Number of Taxpayers Gross Tax Gross Sales Durant Number of Taxpayers Gross Tax Gross Sales East Mississippi CC Number of Taxpayers Gross Tax Gross Sales
					5 27,852 397,880		4 746,044 10,657,775	
					4 141,457 2,020,812		7 6,489 92,694	Ecu Number of Taxpayers Gross Tax Gross Sales Eden Number of Taxpayers Gross Tax Gross Sales Edwards Number of Taxpayers Gross Tax Gross Sales Ellisville Number of Taxpayers Gross Tax Gross Sales Enterprise Number of Taxpayers Gross Tax Gross Sales
					7 7,384 105,488		4 21,269 303,845	
					31 859,177 12,273,953		13 293,020 4,210,322	
								Ethel Number of Taxpayers Gross Tax Gross Sales Eupora Number of Taxpayers Gross Tax Gross Sales Falcon Number of Taxpayers Gross Tax Gross Sales Falkner Number of Taxpayers Gross Tax Gross Sales Farmington Number of Taxpayers Gross Tax Gross Sales
					14 355,055 5,072,214		9 16,847 304,304	

## Sales and Tax by Industry Group and City

	Total for City	Agriculture, Forestry, Fishing, and Hunting	Mining, Quarrying, Oil & Gas Extraction	Utilities	Construction	Manufacturing	Wholesale Trade	Retail Trade	Transportation & Warehousing	Information
		Fayette								
Number of Taxpayers	57							30		
Gross Tax	1,040,577							761,316		
Gross Sales	14,899,856							10,875,942		
Flora										
Number of Taxpayers	82					4		45		
Gross Tax	1,910,545					17,238		1,262,244		
Gross Sales	27,805,524					321,658		18,426,258		
Florence										
Number of Taxpayers	150				8		16	61		
Gross Tax	4,879,715				34,702		172,800	2,576,515		
Gross Sales	74,178,009				495,747		2,469,963	41,148,720		
Flowood										
Number of Taxpayers	932		5		81	41	59	396	7	9
Gross Tax	63,712,579		609		868,108	1,409,416	3,551,879	42,199,383	157,591	1,285,360
Gross Sales	938,607,394		8,696		14,322,900	20,169,482	57,183,475	621,996,332	2,255,874	18,362,282
Forest										
Number of Taxpayers	284				12	8	16	158		
Gross Tax	12,680,497				136,273	137,214	306,824	9,287,578		
Gross Sales	199,042,625				1,953,252	2,099,733	6,028,834	148,252,070		
French Camp										
Number of Taxpayers	5									
Gross Tax	85,294									
Gross Sales	1,233,345									
Friars Point										
Number of Taxpayers	16							9		
Gross Tax	194,255							60,534		
Gross Sales	2,793,112							864,769		
Fulton										
Number of Taxpayers	209				13	10	11	104		
Gross Tax	8,403,569				121,560	5,147	84,192	6,188,524		
Gross Sales	126,774,410				1,737,559	168,531	1,594,878	93,527,928		
Gattman										
Number of Taxpayers										
Gross Tax										
Gross Sales										
Gautier										
Number of Taxpayers	316				20	17	20	144		
Gross Tax	11,750,595				541,851	225,914	105,654	7,891,611		
Gross Sales	174,079,615				7,740,724	3,147,705	1,532,444	118,661,899		
Georgetown										
Number of Taxpayers	13							8		
Gross Tax	221,006							188,438		
Gross Sales	3,165,094							2,691,964		
Glen										
Number of Taxpayers	11							8		
Gross Tax	194,601							140,817		
Gross Sales	2,830,299							2,054,113		
Glendora										
Number of Taxpayers	8							4		
Gross Tax	25,713							11,026		
Gross Sales	368,663							157,517		
Gloster										
Number of Taxpayers	37							21		
Gross Tax	755,756							538,043		
Gross Sales	10,900,347							7,770,923		
Golden										
Number of Taxpayers	19							11		
Gross Tax	319,029							223,605		
Gross Sales	4,687,971							3,323,343		

## Sales and Tax by Industry Group and City

Finance & Insurance	Real Estate, Rental & Leasing	Professional, Scientific, & Technical Services	Management of Companies & Enterprises	Administrative Support, Waste Management, & Remediation Services	Educational Services	Health Care & Social Assistance	Arts, Entertainment, & Recreation	Accommodations & Food Services	Other Services	Public Administration	
								14	4		Fayette
								50,321	4,594		Number of Taxpayers
								718,876	65,624		Gross Tax
											Gross Sales
								13	6		Flora
								223,541	77,146		Number of Taxpayers
								3,193,436	1,102,090		Gross Tax
											Gross Sales
								23	22		Florence
	4	4						984,752	246,464		Number of Taxpayers
	209,482	1,763						14,067,885	3,520,918		Gross Tax
	3,034,860	25,185									Gross Sales
								155	56		Flowood
	16	35		23	5	32	5	9,906,534	1,504,541		Number of Taxpayers
	356,660	289,506		867,094	0	52,562	156,595	21,493,439			Gross Tax
	5,095,146	4,135,803		12,426,676	0	750,884	2,237,077				Gross Sales
								45	26		Forest
	4	4						1,511,164	479,443		Number of Taxpayers
	0	109,453						21,588,058	6,863,355		Gross Tax
	0	1,563,612									Gross Sales
											French Camp
											Number of Taxpayers
											Gross Tax
											Gross Sales
											Friars Point
											Number of Taxpayers
											Gross Tax
											Gross Sales
								8	27	23	Fulton
								23,843	1,179,163	167,577	Number of Taxpayers
								340,620	16,845,181	2,395,158	Gross Tax
											Gross Sales
											Gattman
											Number of Taxpayers
											Gross Tax
											Gross Sales
											Gautier
	18	10		6		10	44		22		Number of Taxpayers
	104,095	8,149		33,358		35,580	1,334,014		198,848		Gross Tax
	1,487,077	116,414		476,539		508,288	19,057,344		2,840,687		Gross Sales
											Georgetown
											Number of Taxpayers
											Gross Tax
											Gross Sales
											Glen
											Number of Taxpayers
											Gross Tax
											Gross Sales
											Glendora
											Number of Taxpayers
											Gross Tax
											Gross Sales
											Gloster
								8			Number of Taxpayers
								14,828			Gross Tax
								211,831			Gross Sales
											Golden
											Number of Taxpayers
											Gross Tax
											Gross Sales

## Sales and Tax by Industry Group and City

	Total for City	Agriculture, Forestry, Fishing, and Hunting	Mining, Quarrying, Oil & Gas Extraction	Utilities	Construction	Manufacturing	Wholesale Trade	Retail Trade	Transportation & Warehousing	Information
		Goodman								
Number of Taxpayers	18							13		
Gross Tax	218,039							98,591		
Gross Sales	3,119,842							1,408,440		
Greenville										
Number of Taxpayers	1,066				37	42	85	524	7	6
Gross Tax	33,467,069				360,692	488,529	744,074	22,961,532	101,041	1,723,747
Gross Sales	496,855,926				5,152,740	8,162,460	11,604,821	342,996,676	1,443,444	24,624,957
Greenwood										
Number of Taxpayers	702				29	25	41	360	7	
Gross Tax	26,648,965				145,851	386,876	2,367,575	17,128,720	172,243	
Gross Sales	435,122,184				2,120,552	8,110,623	55,527,728	273,182,692	2,460,617	
Grenada										
Number of Taxpayers	546				25	25	32	258		5
Gross Tax	24,991,239				174,610	212,012	788,168	17,645,088		905,807
Gross Sales	392,568,273				2,494,425	3,486,132	19,707,607	278,246,710		12,940,100
Gulfport										
Number of Taxpayers	2,283				177	109	148	996	23	17
Gross Tax	120,777,253				1,852,927	2,315,043	6,079,285	75,378,677	384,871	4,891,732
Gross Sales	1,801,589,275				26,691,639	33,018,384	90,951,641	1,144,310,152	5,520,812	69,887,123
Gunnison										
Number of Taxpayers	8									
Gross Tax	54,288									
Gross Sales	781,483									
Guntown										
Number of Taxpayers	45							23		
Gross Tax	1,042,957							710,143		
Gross Sales	15,117,805							10,186,698		
Hatley										
Number of Taxpayers	5									
Gross Tax	36,743									
Gross Sales	524,984									
Hattiesburg										
Number of Taxpayers	2,088				77	76	107	1,033	11	22
Gross Tax	124,259,177				709,829	1,597,180	6,777,300	81,505,287	24,044	4,725,305
Gross Sales	1,871,287,163				10,140,419	22,857,931	118,276,939	1,228,949,388	343,490	67,504,353
Hazlehurst										
Number of Taxpayers	168				7	5	9	84		
Gross Tax	6,941,177				146,259	38,158	218,917	4,888,387		
Gross Sales	99,726,570				2,089,411	545,111	3,133,240	70,285,268		
Heidelberg										
Number of Taxpayers	37						4	21		
Gross Tax	1,168,933						203,585	544,912		
Gross Sales	16,779,613						2,908,363	7,801,401		
Hernando										
Number of Taxpayers	490			5	48	27	43	220		
Gross Tax	18,530,885			311,665	596,270	229,579	873,589	12,451,498		
Gross Sales	269,773,708			4,688,673	8,518,136	3,297,853	16,364,281	178,429,726		
Hickory										
Number of Taxpayers	20							13		
Gross Tax	394,277							268,714		
Gross Sales	7,128,606							5,066,475		
Hickory Flat										
Number of Taxpayers	16							8		
Gross Tax	372,865							253,987		
Gross Sales	5,395,731							3,645,935		
Hinds Community College										
Number of Taxpayers										
Gross Tax										
Gross Sales										

# Sales and Tax by Industry Group and City

Finance & Insurance	Real Estate, Rental & Leasing		Professional, Scientific, & Technical Services	Management of Companies & Enterprises	Administrative Support, Waste Management, & Remediation Services	Educational Services	Health Care & Social Assistance	Arts, Entertainment, & Recreation	Accommodations & Food Services	Other Services	Public Administration		
												Goodman	
												Number of Taxpayers	
												Gross Tax	
												Gross Sales	
												Greenville	
		11	7			12	9	55	155	109		Number of Taxpayers	
		254,654	6,780			175,596	0	124,450	4,328,984	1,292,816		Gross Tax	
		3,637,907	96,852			2,508,515	0	1,777,859	61,842,624	19,432,891		Gross Sales	
												Greenwood	
5	7		5			10		48	103	52		Number of Taxpayers	
6,000	407,727		30,190			42,580		15,555	2,673,295	977,209		Gross Tax	
85,719	6,799,489		431,290			608,286		222,219	38,189,923	13,974,063		Gross Sales	
												Grenada	
5	6		5			5	7	14	89	63		Number of Taxpayers	
1,907	457,872		5,898			191,332	0	27,494	2,946,545	1,061,094		Gross Tax	
27,248	6,541,023		84,259			2,733,318	0	392,764	42,093,497	15,277,737		Gross Sales	
												Gulfport	
6	69		26			36	10	33	63	344	215	4	Number of Taxpayers
1,063	2,190,569		141,757			889,528	0	28,737	396,501	17,064,692	4,736,239	1,960	Gross Tax
15,183	35,421,942		2,025,094			12,707,548	0	410,533	5,664,293	243,781,310	67,782,671	28,004	Gross Sales
													Gunnison
													Number of Taxpayers
													Gross Tax
													Gross Sales
													Guntown
													Number of Taxpayers
													Gross Tax
													Gross Sales
													Hatley
													Number of Taxpayers
													Gross Tax
													Gross Sales
													Hattiesburg
16	35		36			36	12	33	72	390	122		Number of Taxpayers
43,010	1,845,017		371,921			741,006	0	3,540	332,915	18,753,700	3,637,865		Gross Tax
614,425	29,450,854		5,313,156			10,585,799	0	50,568	4,755,931	267,910,002	52,201,108		Gross Sales
													Hazlehurst
													Number of Taxpayers
													Gross Tax
													Gross Sales
													Heidelberg
													Number of Taxpayers
													Gross Tax
													Gross Sales
													Hernando
	5		11			8	5	4	14	63	31		Number of Taxpayers
	14,292		31,007			32,806	0	0	9,275	2,555,865	293,964		Gross Tax
	204,171		442,951			468,652	0	0	132,507	36,512,352	4,199,807		Gross Sales
													Hickory
													Number of Taxpayers
													Gross Tax
													Gross Sales
													Hickory Flat
													Number of Taxpayers
													Gross Tax
													Gross Sales
													Hinds Community College
													Number of Taxpayers
													Gross Tax
													Gross Sales



## Sales and Tax by Industry Group and City

Total for City	Agriculture, Forestry, Fishing, and Hunting	Mining, Quarrying, Oil & Gas Extraction	Utilities	Construction	Manufacturing	Wholesale Trade	Retail Trade	Transportation & Warehousing	Information
	Hollandale								
Number of Taxpayers						4	22		
Gross Tax	1,173,372					625	581,938		
Gross Sales	19,472,232					8,931	8,575,445		
Holly Springs									
Number of Taxpayers	235			12	10	14	127		
Gross Tax	6,779,053			24,167	41,432	46,797	4,879,407		
Gross Sales	97,211,935			345,249	591,884	678,207	70,022,780		
Horn Lake									
Number of Taxpayers	441			23	20	54	184		4
Gross Tax	25,833,272			310,610	475,012	844,983	16,208,848		1,177,697
Gross Sales	370,616,667			4,486,266	6,785,879	12,948,346	231,856,235		16,824,238
Houlka									
Number of Taxpayers	24						12		
Gross Tax	612,726						455,700		
Gross Sales	9,416,791						7,162,731		
Houston									
Number of Taxpayers	187			7	8	14	100		
Gross Tax	5,902,223			41,861	31,397	177,339	4,125,967		
Gross Sales	93,039,763			598,015	571,014	4,203,384	63,361,584		
Indianola									
Number of Taxpayers	267			8	7	17	149		
Gross Tax	9,323,916			59,205	85,750	399,203	6,464,895		
Gross Sales	146,892,948			845,783	2,155,194	13,581,543	96,854,658		
Inverness									
Number of Taxpayers	28						10		
Gross Tax	317,621						93,420		
Gross Sales	5,021,230						1,491,980		
Isola									
Number of Taxpayers	11						4		
Gross Tax	120,634						57,798		
Gross Sales	1,806,176						902,077		
Itta Bena									
Number of Taxpayers	49						27		
Gross Tax	692,569						469,474		
Gross Sales	10,036,691						6,844,074		
Iuka									
Number of Taxpayers	156			6	6	13	77		
Gross Tax	4,528,896			31,052	260,931	124,445	2,939,314		
Gross Sales	71,791,667			443,607	8,315,123	4,108,771	42,106,727		
Jackson									
Number of Taxpayers	5,073		17	240	164	867	2,105	21	35
Gross Tax	174,512,038		366,049	3,137,303	2,467,804	10,480,684	104,237,321	40,612	10,840,776
Gross Sales	2,705,206,665		5,234,403	45,016,677	35,411,392	172,715,613	1,671,720,843	580,172	154,868,228
Jonestown									
Number of Taxpayers	18						12		
Gross Tax	165,157						70,812		
Gross Sales	2,374,853						1,015,114		
Jumpertown									
Number of Taxpayers									
Gross Tax									
Gross Sales									
Kilmichael									
Number of Taxpayers	22						16		
Gross Tax	353,985						289,178		
Gross Sales	5,064,606						4,131,121		
Kosciusko									
Number of Taxpayers	285			12	11	12	163		
Gross Tax	11,273,595			155,948	167,693	427,450	8,117,018		
Gross Sales	167,641,765			2,227,832	2,395,620	6,887,649	121,629,979		

## Sales and Tax by Industry Group and City

Finance & Insurance	Real Estate,	Professional,	Management of	Administrative Support,	Educational	Health Care &	Arts,	Accommodations	Other	Public		
	Rental & Leasing	Scientific, & Technical Services	Companies & Enterprises	Waste Management, & Remediation Services		Social Assistance	Entertainment, & Recreation					Food Services
								14	8		Hollandale	
								35,080	59,856		Number of Taxpayers	
								501,147	2,166,143		Gross Tax	
											Gross Sales	
											Holly Springs	
							4	6	45	14	Number of Taxpayers	
							1,852	1,670	973,734	84,952	Gross Tax	
							26,453	23,855	13,910,487	1,213,602	Gross Sales	
											Horn Lake	
	9	5		7				74	50		Number of Taxpayers	
	175,332	8,450		64,461				5,049,689	1,005,213		Gross Tax	
	2,504,737	120,716		920,867				72,138,417	14,360,181		Gross Sales	
											Houlka	
									4		Number of Taxpayers	
									38,527		Gross Tax	
									561,039		Gross Sales	
											Houston	
								25	16		Number of Taxpayers	
								646,842	360,214		Gross Tax	
								9,240,599	7,648,041		Gross Sales	
											Indianola	
									8	44	22	Number of Taxpayers
								9,197	1,094,346	156,709	Gross Tax	
								131,383	15,633,508	2,390,850	Gross Sales	
											Inverness	
								5	5		Number of Taxpayers	
								29,552	15,046		Gross Tax	
								422,171	214,936		Gross Sales	
											Isola	
											Number of Taxpayers	
											Gross Tax	
											Gross Sales	
											Itta Bena	
								7	5		Number of Taxpayers	
								25,586	22,738		Gross Tax	
								365,510	329,597		Gross Sales	
											Iuka	
								28	14		Number of Taxpayers	
								754,987	17,193		Gross Tax	
								10,785,527	245,617		Gross Sales	
											Jackson	
13	63	112		80	30	42	147	705	415	12	Number of Taxpayers	
303,409	2,107,931	540,650		1,521,499	0	44,166	394,143	24,693,790	8,396,736	598,028	Gross Tax	
4,334,410	31,526,641	7,723,573		21,737,420	0	630,946	5,630,610	352,771,905	120,882,012	8,564,606	Gross Sales	
											Jonestown	
											Number of Taxpayers	
											Gross Tax	
											Gross Sales	
											Jumpertown	
											Number of Taxpayers	
											Gross Tax	
											Gross Sales	
											Kilmichael	
											Number of Taxpayers	
											Gross Tax	
											Gross Sales	
											Kosciusko	
								44	24		Number of Taxpayers	
								1,239,726	448,181		Gross Tax	
								17,710,365	6,513,047		Gross Sales	

## Sales and Tax by Industry Group and City

	Total for City	Agriculture, Forestry, Fishing, and Hunting	Mining, Quarrying, Oil & Gas Extraction	Utilities	Construction	Manufacturing	Wholesale Trade	Retail Trade	Transportation & Warehousing	Information
		Kossuth								
Number of Taxpayers	9							5		
Gross Tax	220,204							178,894		
Gross Sales	3,166,463							2,555,630		
Lake										
Number of Taxpayers	16							7		
Gross Tax	744,605							547,311		
Gross Sales	10,637,920							7,818,727		
Lambert										
Number of Taxpayers	22							9		
Gross Tax	168,291							86,350		
Gross Sales	2,412,156							1,233,565		
Laurel										
Number of Taxpayers	848		16		37	40	65	440	6	7
Gross Tax	48,639,651		713,361		569,464	1,451,733	4,273,695	30,678,215	22,999	1,864,583
Gross Sales	743,165,791		10,190,865		8,142,582	30,475,124	65,738,750	472,002,131	328,564	26,636,903
Leakesville										
Number of Taxpayers	57				4			30		
Gross Tax	1,560,221				48,079			1,170,088		
Gross Sales	22,316,216				686,846			16,742,862		
Learned										
Number of Taxpayers										
Gross Tax										
Gross Sales										
Leland										
Number of Taxpayers	136				5	4	7	59		
Gross Tax	2,900,942				61,150	350	494,672	1,449,828		
Gross Sales	51,809,700				873,572	5,003	14,958,365	23,075,611		
Lena										
Number of Taxpayers	6									
Gross Tax	121,176									
Gross Sales	1,731,082									
Lexington										
Number of Taxpayers	99					4	5	60		
Gross Tax	2,121,402					2,043	137,321	1,580,160		
Gross Sales	33,519,087					29,184	5,063,463	22,626,802		
Liberty										
Number of Taxpayers	50							30		
Gross Tax	1,304,785							926,225		
Gross Sales	19,164,022							13,344,350		
Long Beach										
Number of Taxpayers	366				40	17	17	139		
Gross Tax	7,786,966				278,087	34,189	141,274	3,581,762		
Gross Sales	112,818,218				3,972,665	488,418	2,018,200	52,709,095		
Louin										
Number of Taxpayers	7							5		
Gross Tax	115,555							61,844		
Gross Sales	1,650,791							883,487		
Louise										
Number of Taxpayers	9									
Gross Tax	79,636									
Gross Sales	1,165,960									
Louisville										
Number of Taxpayers	253				13	13	15	141		
Gross Tax	10,346,200				160,444	138,368	267,756	7,362,704		
Gross Sales	159,037,711				2,292,050	2,036,414	5,249,243	114,858,684		
Lucedale										
Number of Taxpayers	213					8	8	116		
Gross Tax	12,108,865					22,839	505,915	8,967,839		
Gross Sales	185,407,578					326,270	12,072,703	135,679,553		

## Sales and Tax by Industry Group and City

Finance & Insurance	Real Estate,	Professional,	Management of Companies & Enterprises	Administrative Support,	Educational Services	Health Care & Social Assistance	Arts,	Accommodations & Food Services	Other Services	Public	
	Rental & Leasing	Scientific, & Technical Services		Waste Management, & Remediation Services			Entertainment, & Recreation			Administration	
											Kossuth
											Number of Taxpayers
											Gross Tax
											Gross Sales
											Lake
											Number of Taxpayers
											Gross Tax
											Gross Sales
											Lambert
											8
											998
											14,251
											Laurel
											Number of Taxpayers
											Gross Tax
											Gross Sales
	10	11		11		11	19	120	48		Number of Taxpayers
	312,360	12,886		159,822		1,506	69,185	5,225,625	2,149,765		Gross Tax
	4,462,292	184,093		2,283,869		21,519	988,362	74,646,449	30,853,552		Gross Sales
											Leakesville
											8
											7
											94,287
											88,423
											1,346,954
											1,263,182
											Learned
											Number of Taxpayers
											Gross Tax
											Gross Sales
											Leland
							15	27	13		Number of Taxpayers
							1,778	242,098	128,341		Gross Tax
							25,407	3,458,545	1,940,300		Gross Sales
											Lena
											Number of Taxpayers
											Gross Tax
											Gross Sales
											Lexington
											14
											166,548
											32,638
											2,379,264
											466,262
											Liberty
											6
											108,205
											1,545,791
											Long Beach
											Number of Taxpayers
											Gross Tax
											Gross Sales
	18	8		8			18	64	30		Number of Taxpayers
	173,335	4,604		508,184			762	1,602,246	359,109		Gross Tax
	2,476,210	65,773		7,259,773			10,886	22,889,235	5,146,981		Gross Sales
											Louin
											Number of Taxpayers
											Gross Tax
											Gross Sales
											Louise
											Number of Taxpayers
											Gross Tax
											Gross Sales
											Louisville
											33
											22
	4										Number of Taxpayers
	107,423										Gross Tax
	1,608,373										Gross Sales
											16,637,581
											6,855,887
											Lucedale
											43
							5		18		Number of Taxpayers
							0	1,309,567	257,780		Gross Tax
							0	18,708,099	3,684,444		Gross Sales
											113,843
											1,626,335

## Sales and Tax by Industry Group and City

	Total for City	Agriculture, Forestry, Fishing, and Hunting	Mining, Quarrying, Oil & Gas Extraction	Utilities	Construction	Manufacturing	Wholesale Trade	Retail Trade	Transportation & Warehousing	Information
		Lula								
Number of Taxpayers	8							4		
Gross Tax	27,480							5,308		
Gross Sales	394,314							75,829		
Lumberton										
Number of Taxpayers	40							21		
Gross Tax	886,850							580,879		
Gross Sales	12,722,477							8,347,880		
Lyon										
Number of Taxpayers	12							7		
Gross Tax	139,246							65,128		
Gross Sales	2,007,472							930,403		
Maben										
Number of Taxpayers	26				4			15		
Gross Tax	453,961				16,721			332,885		
Gross Sales	6,595,372				238,868			4,816,505		
Macon										
Number of Taxpayers	125					9		71		
Gross Tax	2,948,548					23,288		2,114,928		
Gross Sales	42,799,059					481,542		30,463,932		
Madison										
Number of Taxpayers	746				76	37	73	326		7
Gross Tax	43,302,423				583,484	179,456	241,480	32,423,330		2,952,918
Gross Sales	621,961,441				8,447,905	4,217,716	4,159,632	463,672,352		42,184,545
Magee										
Number of Taxpayers	251				7	7	11	139		
Gross Tax	11,311,012				63,403	6,716	657,710	7,652,104		
Gross Sales	165,266,899				905,759	95,938	11,887,996	109,748,562		
Magnolia										
Number of Taxpayers	80					4		40		
Gross Tax	2,150,228					9,246		1,077,909		
Gross Sales	41,712,397					132,090		15,554,067		
Mantachie										
Number of Taxpayers	52							27		
Gross Tax	1,208,598							897,153		
Gross Sales	17,589,662							12,821,470		
Mantee										
Number of Taxpayers	7							4		
Gross Tax	138,277							5,582		
Gross Sales	1,980,092							84,400		
Marietta										
Number of Taxpayers	9							7		
Gross Tax	268,225							184,465		
Gross Sales	3,872,134							2,635,213		
Marion										
Number of Taxpayers	50							27		
Gross Tax	1,217,098							710,082		
Gross Sales	17,914,730							10,636,326		
Marks										
Number of Taxpayers	83							48		
Gross Tax	1,116,820							757,771		
Gross Sales	16,695,818							11,536,048		
Mathiston										
Number of Taxpayers	30							13		
Gross Tax	967,349							609,716		
Gross Sales	13,899,979							8,710,222		
Mayersville										
Number of Taxpayers	4									
Gross Tax	45,126									
Gross Sales	656,111									

## Sales and Tax by Industry Group and City

Finance & Insurance	Real Estate,	Professional,	Management of	Administrative Support,	Educational	Health Care &	Arts,	Accommodations	Other	Public	
	Rental & Leasing	Scientific, & Technical Services	Companies & Enterprises	Waste Management, & Remediation Services		Social Assistance	Entertainment, & Recreation				
											Lula
											Number of Taxpayers
											Gross Tax
											Gross Sales
											Lumberton
								8		4	Number of Taxpayers
								71,886		9,998	Gross Tax
								1,026,938		142,824	Gross Sales
											Lyon
											Number of Taxpayers
											Gross Tax
											Gross Sales
											Maben
											Number of Taxpayers
											Gross Tax
											Gross Sales
											Macon
								21		10	Number of Taxpayers
								304,927		157,784	Gross Tax
								4,356,098		2,328,461	Gross Sales
											Madison
	6	44		20	7	10	18	78		34	Number of Taxpayers
	44,173	390,016		180,484	0	2,652	108,765	5,274,776		283,923	Gross Tax
	631,042	5,571,657		2,578,349	0	37,882	1,553,780	75,353,940		4,056,040	Gross Sales
											Magee
	6			4				44		22	Number of Taxpayers
	186,594			18,654				1,817,066		175,483	Gross Tax
	2,665,621			266,481				25,958,083		2,506,902	Gross Sales
											Magnolia
							5	15		7	Number of Taxpayers
							0	258,113		25,941	Gross Tax
							0	3,687,322		373,588	Gross Sales
											Mantachie
								10			Number of Taxpayers
								133,953			Gross Tax
								1,913,617			Gross Sales
											Mantee
											Number of Taxpayers
											Gross Tax
											Gross Sales
											Marietta
											Number of Taxpayers
											Gross Tax
											Gross Sales
											Marion
								5		7	Number of Taxpayers
								72,529		158,226	Gross Tax
								1,036,128		2,260,368	Gross Sales
											Marks
								21		6	Number of Taxpayers
								161,820		8,783	Gross Tax
								2,311,708		125,474	Gross Sales
											Mathiston
								5		4	Number of Taxpayers
								58,946		23,266	Gross Tax
								842,084		332,369	Gross Sales
											Mayersville
											Number of Taxpayers
											Gross Tax
											Gross Sales



## Sales and Tax by Industry Group and City

	Total for City	Agriculture, Forestry, Fishing, and Hunting	Mining, Quarrying, Oil & Gas Extraction	Utilities	Construction	Manufacturing	Wholesale Trade	Retail Trade	Transportation & Warehousing	Information
<b>McComb</b>										
Number of Taxpayers	588			4	19	11	20	327		5
Gross Tax	31,641,264			509,642	152,820	82,118	1,294,960	22,725,285		1,175,644
Gross Sales	473,965,368			7,717,077	2,183,147	1,173,112	21,798,504	342,857,192		16,794,913
<b>McCool</b>										
Number of Taxpayers	5									
Gross Tax	63,251									
Gross Sales	904,298									
<b>McLain</b>										
Number of Taxpayers	11							9		
Gross Tax	264,222							228,253		
Gross Sales	3,774,711							3,260,755		
<b>Meadville</b>										
Number of Taxpayers	35					5		18		
Gross Tax	675,603					5,569		465,317		
Gross Sales	9,673,466					79,551		6,649,530		
<b>Mendenhall</b>										
Number of Taxpayers	134				8	6		73		
Gross Tax	3,311,564				27,409	6,435		2,421,216		
Gross Sales	50,777,365				391,551	91,932		36,156,688		
<b>Meridian</b>										
Number of Taxpayers	1,485			5	67	63	94	705	7	15
Gross Tax	78,983,520			1,985,267	814,864	1,008,145	5,983,286	50,552,499	131,479	2,585,620
Gross Sales	1,192,151,802			28,503,602	11,679,665	14,423,151	96,093,108	769,944,288	1,878,270	36,937,426
<b>Merigold</b>										
Number of Taxpayers	13							6		
Gross Tax	446,230							322,867		
Gross Sales	6,387,628							4,612,390		
<b>Metcalfe</b>										
Number of Taxpayers	7									
Gross Tax	60,839									
Gross Sales	897,004									
<b>Mississippi Gulf Coast CC</b>										
Number of Taxpayers										
Gross Tax										
Gross Sales										
<b>Mississippi State University</b>										
Number of Taxpayers	21									
Gross Tax	2,361,358									
Gross Sales	33,733,679									
<b>MS Valley State University</b>										
Number of Taxpayers										
Gross Tax										
Gross Sales										
<b>Mize</b>										
Number of Taxpayers	22							7		
Gross Tax	516,474							284,462		
Gross Sales	7,509,357							4,188,282		
<b>Monticello</b>										
Number of Taxpayers	99					4	4	50		
Gross Tax	2,542,507					3,970	79,908	1,716,908		
Gross Sales	36,650,804					121,760	1,141,550	24,719,443		
<b>Montrose</b>										
Number of Taxpayers										
Gross Tax										
Gross Sales										
<b>Moorhead</b>										
Number of Taxpayers	31						5	15		
Gross Tax	514,838						24,238	361,160		
Gross Sales	7,907,710						402,944	5,645,093		

## Sales and Tax by Industry Group and City

Finance & Insurance	Real Estate,	Professional,	Management of	Administrative Support,	Health Care & Social Assistance	Arts,	Accommodations & Food Services	Other Services	Public Administration	
	Rental & Leasing	Scientific, & Technical Services	Companies & Enterprises	Waste Management, & Remediation Services		Educational Services				
	11	6		8	8	15	95	55		McComb
	246,417	26,915		124,566	0	22,068	4,464,619	803,131		Number of Taxpayers
	3,520,246	384,493		1,779,514	0	315,261	63,780,268	11,474,791		Gross Tax
										Gross Sales
										McCool
										Number of Taxpayers
										Gross Tax
										Gross Sales
										McLain
										Number of Taxpayers
										Gross Tax
										Gross Sales
							4			Meadville
							10,166			Number of Taxpayers
							145,225			Gross Tax
										Gross Sales
							22	14		Mendenhall
							260,117	96,689		Number of Taxpayers
							3,715,958	1,381,265		Gross Tax
										Gross Sales
12	28	23		22	8	29	52	235	119	Meridian
7	1,066,102	160,529		420,694	0	13,762	89,526	11,396,331	2,754,536	Number of Taxpayers
100	20,439,305	2,293,273		6,009,916	0	196,604	1,278,949	162,805,546	39,370,432	Gross Tax
										Gross Sales
										Merigold
										Number of Taxpayers
										Gross Tax
										Gross Sales
										Metcalfe
										Number of Taxpayers
										Gross Tax
										Gross Sales
										Mississippi Gulf Coast CC
										Number of Taxpayers
										Gross Tax
										Gross Sales
										Mississippi State University
					13					Number of Taxpayers
					931					Gross Tax
					13,302					Gross Sales
										MS Valley State University
										Number of Taxpayers
										Gross Tax
										Gross Sales
										Mize
							4	4		Number of Taxpayers
							53,205	5,064		Gross Tax
							760,067	72,341		Gross Sales
										Monticello
							17	13		Number of Taxpayers
							389,406	50,144		Gross Tax
							5,562,945	716,348		Gross Sales
										Montrose
										Number of Taxpayers
										Gross Tax
										Gross Sales
										Moorhead
							8			Number of Taxpayers
							47,130			Gross Tax
							673,286			Gross Sales

## Sales and Tax by Industry Group and City

Total for City	Agriculture, Forestry, Fishing, and Hunting	Mining, Quarrying, Oil & Gas Extraction	Utilities	Construction	Manufacturing	Wholesale Trade	Retail Trade	Transportation & Warehousing	Information
<b>Morgan City</b>									
Number of Taxpayers									
Gross Tax									
Gross Sales									
<b>Morton</b>									
Number of Taxpayers	118			8	5	5		69	
Gross Tax	2,532,728			51,430	105,048	6,101		1,587,693	
Gross Sales	39,535,321			734,710	3,643,739	87,153		23,685,048	
<b>Moss Point</b>									
Number of Taxpayers	366			24	15	25		159	
Gross Tax	10,407,705			256,873	39,349	964,781		5,409,234	
Gross Sales	159,844,466			3,669,616	562,130	15,322,007		86,720,190	
<b>Mound Bayou</b>									
Number of Taxpayers	22							11	
Gross Tax	239,320							89,835	
Gross Sales	3,437,497							1,287,460	
<b>Mt. Olive</b>									
Number of Taxpayers	35					5		17	
Gross Tax	526,804					21,546		362,724	
Gross Sales	7,623,212					307,802		5,252,345	
<b>Myrtle</b>									
Number of Taxpayers	12							7	
Gross Tax	284,813							183,945	
Gross Sales	4,135,511							2,627,853	
<b>Natchez</b>									
Number of Taxpayers	900		27	27	31	41		357	4
Gross Tax	29,930,166		175,102	211,252	418,160	1,432,452		19,237,315	5,934
Gross Sales	448,913,692		2,501,459	3,017,887	5,974,658	21,286,697		292,040,351	84,777
<b>Nettleton</b>									
Number of Taxpayers	79				11			36	
Gross Tax	1,886,306				25,996			1,116,706	
Gross Sales	31,080,670				371,375			15,980,349	
<b>New Albany</b>									
Number of Taxpayers	403			21	16	13		208	
Gross Tax	18,123,115			286,602	55,949	838,215		12,596,577	
Gross Sales	270,641,419			4,094,320	1,172,240	12,563,044		188,714,646	
<b>New Augusta</b>									
Number of Taxpayers	12							7	
Gross Tax	646,239							483,238	
Gross Sales	9,497,698							7,169,101	
<b>New Hebron</b>									
Number of Taxpayers	20							12	
Gross Tax	447,950							334,749	
Gross Sales	6,407,554							4,782,130	
<b>Newton</b>									
Number of Taxpayers	144			5	10	4		83	
Gross Tax	5,288,053			19,065	41,877	2,103		3,954,624	
Gross Sales	76,798,277			275,527	598,244	30,041		57,281,421	
<b>North Carrollton</b>									
Number of Taxpayers	19							11	
Gross Tax	187,154							127,773	
Gross Sales	2,679,400							1,825,323	
<b>Noxapater</b>									
Number of Taxpayers	14							11	
Gross Tax	460,684							354,209	
Gross Sales	7,418,562							5,060,123	
<b>Oakland</b>									
Number of Taxpayers	26							13	
Gross Tax	387,956							293,601	
Gross Sales	5,563,444							4,213,833	

# Sales and Tax by Industry Group and City

Finance & Insurance	Real Estate,	Professional,	Management of	Administrative Support,	Educational	Health Care &	Arts,	Other	Public	
	Rental & Leasing	Scientific, & Technical Services	Companies & Enterprises	Waste Management, & Remediation Services		Social Assistance	Entertainment, & Recreation			Accommodations & Food Services
										Morgan City
										Number of Taxpayers
										Gross Tax
										Gross Sales
										Morton
										Number of Taxpayers
										Gross Tax
										Gross Sales
										Moss Point
	4									Number of Taxpayers
	33,186									Gross Tax
	474,084									Gross Sales
										Mound Bayou
										Number of Taxpayers
										Gross Tax
										Gross Sales
										Mt. Olive
										Number of Taxpayers
										Gross Tax
										Gross Sales
										Myrtle
										Number of Taxpayers
										Gross Tax
										Gross Sales
										Natchez
	18									Number of Taxpayers
	431,513				20					Gross Tax
	8,558,172				10					Gross Sales
										Nettleton
										Number of Taxpayers
										Gross Tax
										Gross Sales
										New Albany
	7									Number of Taxpayers
	36,481									Gross Tax
	521,160									Gross Sales
										New Augusta
										Number of Taxpayers
										Gross Tax
										Gross Sales
										New Hebron
										Number of Taxpayers
										Gross Tax
										Gross Sales
										Newton
										Number of Taxpayers
										Gross Tax
										Gross Sales
										North Carrollton
										Number of Taxpayers
										Gross Tax
										Gross Sales
										Noxapater
										Number of Taxpayers
										Gross Tax
										Gross Sales
										Oakland
										Number of Taxpayers
										Gross Tax
										Gross Sales

## Sales and Tax by Industry Group and City

Total for City	Agriculture, Forestry, Fishing, and Hunting	Mining, Quarrying, Oil & Gas Extraction	Utilities	Construction	Manufacturing	Wholesale Trade	Retail Trade	Transportation & Warehousing	Information
	Ocean Springs								
Number of Taxpayers	807			44	24	42	302	6	8
Gross Tax	26,656,787			356,337	262,401	469,272	17,236,269	47,502	1,824,834
Gross Sales	385,752,537			5,090,535	3,748,579	6,703,881	251,145,613	678,604	26,069,062
Okolona									
Number of Taxpayers	77				5		47		
Gross Tax	1,555,432				1,171		1,186,804		
Gross Sales	22,675,369				16,736		17,069,448		
Olive Branch									
Number of Taxpayers	984			78	81	117	398	11	10
Gross Tax	59,452,392			1,223,441	733,881	4,058,986	36,391,803	56,013	2,749,786
Gross Sales	879,722,895			17,510,954	10,484,013	61,896,632	545,711,335	801,550	39,282,651
Osyka									
Number of Taxpayers	20						11		
Gross Tax	292,306						179,777		
Gross Sales	4,184,863						2,569,271		
Oxford									
Number of Taxpayers	939			60	25	30	418		18
Gross Tax	53,846,443			1,280,133	238,410	987,447	32,158,047		3,881,847
Gross Sales	809,745,179			32,568,978	3,409,938	15,105,704	484,626,194		55,454,961
Pace									
Number of Taxpayers	7						4		
Gross Tax	33,901						14,409		
Gross Sales	486,463						205,849		
Pachuta									
Number of Taxpayers	14						7		
Gross Tax	99,187						52,395		
Gross Sales	1,416,969						748,496		
Paden									
Number of Taxpayers									
Gross Tax									
Gross Sales									
Pascagoula									
Number of Taxpayers	691			46	37	43	306		
Gross Tax	29,269,265			241,585	330,678	631,967	20,181,260		
Gross Sales	438,834,156			3,462,370	4,724,641	9,285,210	307,017,838		
Pass Christian									
Number of Taxpayers	197			24	11	10	59		
Gross Tax	6,852,788			184,539	99,116	52,261	5,172,334		
Gross Sales	98,897,550			3,590,568	1,415,945	746,590	73,936,715		
Paulding									
Number of Taxpayers									
Gross Tax									
Gross Sales									
Pearl									
Number of Taxpayers	925			55	62	103	423		5
Gross Tax	59,140,875			911,293	1,153,519	4,806,388	39,186,591		2,095,433
Gross Sales	871,168,243			13,018,466	16,663,052	75,311,541	576,421,859		29,934,755
Pelahatchie									
Number of Taxpayers	64			6		7	34		
Gross Tax	2,053,328			164,326		152,065	1,255,196		
Gross Sales	31,183,371			2,347,518		2,173,492	19,628,261		
Petal									
Number of Taxpayers	345			18	15	31	166		7
Gross Tax	13,516,118			282,974	61,831	298,740	9,798,897		880,488
Gross Sales	194,183,041			4,042,483	883,298	4,284,137	141,049,794		12,578,403
Philadelphia									
Number of Taxpayers	404			22	13	23	223		
Gross Tax	22,885,749			530,339	59,128	1,599,603	16,364,101		
Gross Sales	366,646,773			7,576,813	1,199,466	34,357,335	259,274,924		





## Sales and Tax by Industry Group and City

	Total for City	Agriculture, Forestry, Fishing, and Hunting	Mining, Quarrying, Oil & Gas Extraction	Utilities	Construction	Manufacturing	Wholesale Trade	Retail Trade	Transportation & Warehousing	Information
		Picayune								
Number of Taxpayers	574				22	30	48	277	4	7
Gross Tax	26,224,988				36,330	71,234	824,335	18,911,256	2,088	1,134,684
Gross Sales	391,643,060				518,993	1,019,644	13,967,088	284,608,887	29,825	16,209,776
Pickens										
Number of Taxpayers	24							17		
Gross Tax	372,296							300,194		
Gross Sales	5,340,015							4,288,484		
Pittsboro										
Number of Taxpayers	7							4		
Gross Tax	113,269							58,161		
Gross Sales	1,618,637							830,874		
Plantersville										
Number of Taxpayers	17							9		
Gross Tax	331,789							212,876		
Gross Sales	4,874,317							3,082,175		
Polkville										
Number of Taxpayers										
Gross Tax										
Gross Sales										
Pontotoc										
Number of Taxpayers	318				7	24	16	183		
Gross Tax	12,894,850				70,221	142,119	419,940	9,534,969		
Gross Sales	192,895,771				1,004,015	2,030,266	11,969,740	138,117,120		
Pope										
Number of Taxpayers	8							5		
Gross Tax	204,981							116,915		
Gross Sales	2,930,561							1,670,218		
Poplarville										
Number of Taxpayers	161				10	4	10	89		
Gross Tax	4,068,020				37,249	4,244	561,743	2,357,768		
Gross Sales	68,102,524				532,124	60,627	17,824,481	33,870,715		
Port Gibson										
Number of Taxpayers	87					4		46		
Gross Tax	1,754,461					85		1,234,713		
Gross Sales	25,170,691					1,221		17,692,961		
Potts Camp										
Number of Taxpayers	26							15		
Gross Tax	463,589							322,020		
Gross Sales	6,687,234							4,610,079		
Prentiss										
Number of Taxpayers	102					4		50		
Gross Tax	2,194,544					16		1,613,705		
Gross Sales	31,759,606					224		23,408,951		
Puckett										
Number of Taxpayers	25							18		
Gross Tax	585,160							441,746		
Gross Sales	8,959,087							6,793,022		
Purvis										
Number of Taxpayers	125				6	5		74		
Gross Tax	4,237,367				181,278	59,983		2,790,878		
Gross Sales	64,558,969				2,589,692	856,900		43,407,537		
Quitman										
Number of Taxpayers	102					5	6	60		
Gross Tax	2,998,350					95,640	7,607	2,008,940		
Gross Sales	43,834,891					1,366,281	115,884	29,182,867		
Raleigh										
Number of Taxpayers	48				7			25		
Gross Tax	964,297				28,679			634,621		
Gross Sales	13,804,547				409,697			9,066,012		

# Sales and Tax by Industry Group and City

Finance & Insurance	Real Estate,	Professional,	Management of Companies & Enterprises	Administrative Support,	Educational Services	Health Care & Social Assistance	Arts,	Accommodations & Food Services	Other Services	Public Administration	
	Rental & Leasing	Scientific, & Technical Services		Waste Management, & Remediation Services		Entertainment, & Recreation					
7	7	5		6		8	10	91	45		Picayune
42,790	194,194	29,470		69,658		0	24,592	3,131,383	1,142,302		Number of Taxpayers
611,290	2,774,205	421,000		995,108		0	351,313	44,734,038	16,318,604		Gross Tax
											Gross Sales
											Pickens
											Number of Taxpayers
											Gross Tax
											Gross Sales
											Pittsboro
											Number of Taxpayers
											Gross Tax
											Gross Sales
											Plantersville
											Number of Taxpayers
											Gross Tax
											Gross Sales
											Polkville
											Number of Taxpayers
											Gross Tax
											Gross Sales
											Pontotoc
	4	4					4	39	29		Number of Taxpayers
	86,376	2,883					2,969	1,452,636	325,005		Gross Tax
	1,233,950	41,186					42,418	20,751,947	4,712,654		Gross Sales
											Pope
											Number of Taxpayers
											Gross Tax
											Gross Sales
											Poplarville
								28	7		Number of Taxpayers
								606,956	44,001		Gross Tax
								8,670,806	628,579		Gross Sales
											Port Gibson
								19	5		Number of Taxpayers
								190,958	49,558		Gross Tax
								2,727,974	707,971		Gross Sales
											Potts Camp
											Number of Taxpayers
											Gross Tax
											Gross Sales
											Prentiss
								24	14		Number of Taxpayers
								259,933	36,747		Gross Tax
								3,713,334	524,952		Gross Sales
											Puckett
											Number of Taxpayers
											Gross Tax
											Gross Sales
											Purvis
								16	9		Number of Taxpayers
								541,874	188,430		Gross Tax
								7,741,056	2,734,003		Gross Sales
											Quitman
								14	10		Number of Taxpayers
								440,815	90,011		Gross Tax
								6,297,350	1,285,876		Gross Sales
											Raleigh
											Number of Taxpayers
											Gross Tax
											Gross Sales

## Sales and Tax by Industry Group and City

Total for City	Agriculture, Forestry, Fishing, and Hunting	Mining, Quarrying, Oil & Gas Extraction	Utilities	Construction	Manufacturing	Wholesale Trade	Retail Trade	Transportation & Warehousing	Information
	Raymond								
Number of Taxpayers							21		
Gross Tax	1,242,488						692,329		
Gross Sales	17,787,446						9,897,754		
Renova									
Number of Taxpayers	13						5		
Gross Tax	136,683						34,889		
Gross Sales	2,006,095						500,591		
Richland									
Number of Taxpayers	319			24	20	48	126		
Gross Tax	33,971,568			506,459	775,237	11,767,314	13,582,334		
Gross Sales	515,315,414			7,235,125	11,283,600	188,282,645	198,680,635		
Richton									
Number of Taxpayers	60				5	4	35		
Gross Tax	1,786,428				17,840	22,790	1,226,727		
Gross Sales	25,755,042				254,858	325,570	17,754,220		
Ridgeland									
Number of Taxpayers	1,429		9	84	63	125	693		23
Gross Tax	74,368,672		712,623	1,062,292	817,527	5,137,153	42,731,341		2,903,010
Gross Sales	1,102,686,996		10,382,196	15,175,596	11,691,096	74,374,705	648,423,095		41,471,574
Rienzi									
Number of Taxpayers	11						9		
Gross Tax	265,589						148,184		
Gross Sales	3,796,337						2,116,915		
Ripley									
Number of Taxpayers	258			11	10	15	160		
Gross Tax	7,629,245			131,244	19,370	133,392	5,555,185		
Gross Sales	115,540,415			1,874,916	276,711	3,061,185	84,685,207		
Rolling Fork									
Number of Taxpayers	71					6	38		
Gross Tax	1,940,307					253,997	1,234,409		
Gross Sales	38,629,793					13,922,671	18,025,437		
Rosedale									
Number of Taxpayers	40						18		
Gross Tax	644,911						503,756		
Gross Sales	9,455,196						7,297,046		
Roxie									
Number of Taxpayers									
Gross Tax									
Gross Sales									
Ruleville									
Number of Taxpayers	55						32		
Gross Tax	1,248,185						807,459		
Gross Sales	18,198,568						11,854,908		
Sallis									
Number of Taxpayers	5								
Gross Tax	115,951								
Gross Sales	1,657,701								
Salttillo									
Number of Taxpayers	154			11	9	11	79		
Gross Tax	5,029,639			22,202	228,486	445,152	2,926,471		
Gross Sales	82,431,616			317,170	3,519,799	9,531,276	47,607,775		
Sandersville									
Number of Taxpayers	31		7				8		
Gross Tax	1,678,231		359,993				1,132,521		
Gross Sales	24,010,357		5,142,752				16,183,037		
Sardis									
Number of Taxpayers	79					4	40		
Gross Tax	1,591,038					20,929	971,090		
Gross Sales	23,168,291					298,991	14,270,310		

# Sales and Tax by Industry Group and City

Finance & Insurance	Real Estate, Rental & Leasing	Professional, Scientific, & Technical Services	Management of Companies & Enterprises	Administrative Support, Waste Management, & Remediation Services	Educational Services	Health Care & Social Assistance	Arts, Entertainment, & Recreation	Accommodations & Food Services	Other Services	Public Administration	
								8	4		Raymond
								267,584	26,501		Number of Taxpayers
								3,822,632	378,581		Gross Tax
											Gross Sales
											Renova
											Number of Taxpayers
											Gross Tax
											Gross Sales
											Richland
	7			7				37	35		Number of Taxpayers
	927,635			704,922				1,702,783	2,911,620		Gross Tax
	17,678,218			10,071,245				24,325,472	41,652,525		Gross Sales
											Richton
								5			Number of Taxpayers
								114,374			Gross Tax
								1,633,911			Gross Sales
											Ridgeland
8	24	41		26	6	14	15	190	102		Number of Taxpayers
6,380	3,702,807	406,235		712,872	0	16,217	86,320	11,672,161	2,981,435		Gross Tax
91,144	52,897,240	5,803,806		10,183,888	0	231,667	1,233,141	166,745,153	42,610,408		Gross Sales
											Rienzi
											Number of Taxpayers
											Gross Tax
											Gross Sales
											Ripley
				4			6	26	15		Number of Taxpayers
				2,219			6,617	942,694	222,452		Gross Tax
				31,697			94,522	13,467,063	3,179,319		Gross Sales
											Rolling Fork
								11	5		Number of Taxpayers
								125,217	62,011		Gross Tax
								1,788,815	1,075,532		Gross Sales
											Rosedale
								11			Number of Taxpayers
								27,438			Gross Tax
								391,967			Gross Sales
											Roxie
											Number of Taxpayers
											Gross Tax
											Gross Sales
											Ruleville
								10			Number of Taxpayers
								85,815			Gross Tax
								1,225,928			Gross Sales
											Sallis
											Number of Taxpayers
											Gross Tax
											Gross Sales
											Salttilo
	5						4	16	9		Number of Taxpayers
	387,615						478	411,299	111,520		Gross Tax
	6,279,971						6,830	5,875,698	1,593,139		Gross Sales
											Sandersville
								6			Number of Taxpayers
								32,860			Gross Tax
								469,423			Gross Sales
											Sardis
								20	5		Number of Taxpayers
								284,689	8,581		Gross Tax
								4,066,981	122,586		Gross Sales

## Sales and Tax by Industry Group and City

Total for City	Agriculture, Forestry, Fishing, and Hunting	Mining, Quarrying, Oil & Gas Extraction	Utilities	Construction	Manufacturing	Wholesale Trade	Retail Trade	Transportation & Warehousing	Information																																																																																																																																																																																																																																																																																																																																																																																																																																																																																																																																																																																																																								
	<table border="0" style="width: 100%; border-collapse: collapse;"> <tr> <td style="width: 20%;"><b>Satartia</b></td> <td></td><td></td><td></td><td></td><td></td><td></td><td></td><td></td><td></td> </tr> <tr> <td>Number of Taxpayers</td> <td></td><td></td><td></td><td></td><td></td><td></td><td></td><td></td><td></td> </tr> <tr> <td>Gross Tax</td> <td></td><td></td><td></td><td></td><td></td><td></td><td></td><td></td><td></td> </tr> <tr> <td>Gross Sales</td> <td></td><td></td><td></td><td></td><td></td><td></td><td></td><td></td><td></td> </tr> <tr> <td><b>Schlater</b></td> <td></td><td></td><td></td><td></td><td></td><td></td><td></td><td></td><td></td> </tr> <tr> <td>Number of Taxpayers</td> <td style="text-align: right;">7</td> <td></td><td></td><td></td><td></td><td></td><td></td><td style="text-align: right;">6</td> <td></td> </tr> <tr> <td>Gross Tax</td> <td style="text-align: right;">62,453</td> <td></td><td></td><td></td><td></td><td></td><td></td><td style="text-align: right;">38,395</td> <td></td> </tr> <tr> <td>Gross Sales</td> <td style="text-align: right;">1,002,515</td> <td></td><td></td><td></td><td></td><td></td><td></td><td style="text-align: right;">656,056</td> <td></td> </tr> <tr> <td><b>Scooba</b></td> <td></td><td></td><td></td><td></td><td></td><td></td><td></td><td></td><td></td> </tr> <tr> <td>Number of Taxpayers</td> <td style="text-align: right;">16</td> <td></td><td></td><td></td><td></td><td></td><td></td><td style="text-align: right;">6</td> <td></td> </tr> <tr> <td>Gross Tax</td> <td style="text-align: right;">356,469</td> <td></td><td></td><td></td><td></td><td></td><td></td><td style="text-align: right;">265,300</td> <td></td> </tr> <tr> <td>Gross Sales</td> <td style="text-align: right;">5,108,456</td> <td></td><td></td><td></td><td></td><td></td><td></td><td style="text-align: right;">3,790,007</td> <td></td> </tr> <tr> <td><b>Sebastopol</b></td> <td></td><td></td><td></td><td></td><td></td><td></td><td></td><td></td><td></td> </tr> <tr> <td>Number of Taxpayers</td> <td style="text-align: right;">25</td> <td></td><td></td><td></td><td></td><td></td><td></td><td style="text-align: right;">16</td> <td></td> </tr> <tr> <td>Gross Tax</td> <td style="text-align: right;">962,233</td> <td></td><td></td><td></td><td></td><td></td><td></td><td style="text-align: right;">853,036</td> <td></td> </tr> <tr> <td>Gross Sales</td> <td style="text-align: right;">14,155,431</td> <td></td><td></td><td></td><td></td><td></td><td></td><td style="text-align: right;">12,199,230</td> <td></td> </tr> <tr> <td><b>Seminary</b></td> <td></td><td></td><td></td><td></td><td></td><td></td><td></td><td></td><td></td> </tr> <tr> <td>Number of Taxpayers</td> <td style="text-align: right;">33</td> <td></td><td></td><td></td><td></td><td></td><td></td><td style="text-align: right;">24</td> <td></td> </tr> <tr> <td>Gross Tax</td> <td style="text-align: right;">797,919</td> <td></td><td></td><td></td><td></td><td></td><td></td><td style="text-align: right;">609,324</td> <td></td> </tr> <tr> <td>Gross Sales</td> <td style="text-align: right;">11,406,036</td> <td></td><td></td><td></td><td></td><td></td><td></td><td style="text-align: right;">8,704,622</td> <td></td> </tr> <tr> <td><b>Senatobia</b></td> <td></td><td></td><td></td><td></td><td></td><td></td><td></td><td></td><td></td> </tr> <tr> <td>Number of Taxpayers</td> <td style="text-align: right;">286</td> <td></td><td></td><td style="text-align: right;">13</td> <td style="text-align: right;">12</td> <td style="text-align: right;">20</td> <td></td><td style="text-align: right;">150</td> <td></td> </tr> <tr> <td>Gross Tax</td> <td style="text-align: right;">12,044,494</td> <td></td><td></td><td style="text-align: right;">41,621</td> <td style="text-align: right;">115,364</td> <td style="text-align: right;">60,318</td> <td></td><td style="text-align: right;">8,887,299</td> <td></td> </tr> <tr> <td>Gross Sales</td> <td style="text-align: right;">176,562,128</td> <td></td><td></td><td style="text-align: right;">594,591</td> <td style="text-align: right;">1,648,064</td> <td style="text-align: right;">1,059,020</td> <td></td><td style="text-align: right;">130,810,236</td> <td></td> </tr> <tr> <td><b>Shannon</b></td> <td></td><td></td><td></td><td></td><td></td><td></td><td></td><td></td><td></td> </tr> <tr> <td>Number of Taxpayers</td> <td style="text-align: right;">66</td> <td></td><td></td><td></td><td></td><td></td><td></td><td style="text-align: right;">30</td> <td></td> </tr> <tr> <td>Gross Tax</td> <td style="text-align: right;">764,901</td> <td></td><td></td><td></td><td></td><td></td><td></td><td style="text-align: right;">583,771</td> <td></td> </tr> <tr> <td>Gross Sales</td> <td style="text-align: right;">11,758,817</td> <td></td><td></td><td></td><td></td><td></td><td></td><td style="text-align: right;">8,472,062</td> <td></td> </tr> <tr> <td><b>Shaw</b></td> <td></td><td></td><td></td><td></td><td></td><td></td><td></td><td></td><td></td> </tr> <tr> <td>Number of Taxpayers</td> <td style="text-align: right;">39</td> <td></td><td></td><td></td><td></td><td></td><td></td><td style="text-align: right;">26</td> <td></td> </tr> <tr> <td>Gross Tax</td> <td style="text-align: right;">395,574</td> <td></td><td></td><td></td><td></td><td></td><td></td><td style="text-align: right;">271,053</td> <td></td> </tr> <tr> <td>Gross Sales</td> <td style="text-align: right;">5,925,330</td> <td></td><td></td><td></td><td></td><td></td><td></td><td style="text-align: right;">4,139,304</td> <td></td> </tr> <tr> <td><b>Shelby</b></td> <td></td><td></td><td></td><td></td><td></td><td></td><td></td><td></td><td></td> </tr> <tr> <td>Number of Taxpayers</td> <td style="text-align: right;">52</td> <td></td><td></td><td></td><td></td><td></td><td style="text-align: right;">5</td> <td style="text-align: right;">25</td> <td></td> </tr> <tr> <td>Gross Tax</td> <td style="text-align: right;">576,094</td> <td></td><td></td><td></td><td></td><td></td><td style="text-align: right;">7,967</td> <td style="text-align: right;">422,992</td> <td></td> </tr> <tr> <td>Gross Sales</td> <td style="text-align: right;">8,726,457</td> <td></td><td></td><td></td><td></td><td></td><td style="text-align: right;">113,809</td> <td style="text-align: right;">6,521,131</td> <td></td> </tr> <tr> <td><b>Sherman</b></td> <td></td><td></td><td></td><td></td><td></td><td></td><td></td><td></td><td></td> </tr> <tr> <td>Number of Taxpayers</td> <td style="text-align: right;">27</td> <td></td><td></td><td></td><td></td><td></td><td></td><td style="text-align: right;">16</td> <td></td> </tr> <tr> <td>Gross Tax</td> <td style="text-align: right;">2,158,611</td> <td></td><td></td><td></td><td></td><td></td><td></td><td style="text-align: right;">815,627</td> <td></td> </tr> <tr> <td>Gross Sales</td> <td style="text-align: right;">33,046,037</td> <td></td><td></td><td></td><td></td><td></td><td></td><td style="text-align: right;">12,737,142</td> <td></td> </tr> <tr> <td><b>Shubuta</b></td> <td></td><td></td><td></td><td></td><td></td><td></td><td></td><td></td><td></td> </tr> <tr> <td>Number of Taxpayers</td> <td style="text-align: right;">9</td> <td></td><td></td><td></td><td></td><td></td><td></td><td></td> <td></td> </tr> <tr> <td>Gross Tax</td> <td style="text-align: right;">213,425</td> <td></td><td></td><td></td><td></td><td></td><td></td><td></td> <td></td> </tr> <tr> <td>Gross Sales</td> <td style="text-align: right;">3,224,873</td> <td></td><td></td><td></td><td></td><td></td><td></td><td></td> <td></td> </tr> <tr> <td><b>Shuqualak</b></td> <td></td><td></td><td></td><td></td><td></td><td></td><td></td><td></td><td></td> </tr> <tr> <td>Number of Taxpayers</td> <td style="text-align: right;">21</td> <td></td><td></td><td></td><td></td><td></td><td></td><td style="text-align: right;">11</td> <td></td> </tr> <tr> <td>Gross Tax</td> <td style="text-align: right;">117,934</td> <td></td><td></td><td></td><td></td><td></td><td></td><td style="text-align: right;">64,695</td> <td></td> </tr> <tr> <td>Gross Sales</td> <td style="text-align: right;">1,804,150</td> <td></td><td></td><td></td><td></td><td></td><td></td><td style="text-align: right;">1,027,209</td> <td></td> </tr> <tr> <td><b>Sidon</b></td> <td></td><td></td><td></td><td></td><td></td><td></td><td></td><td></td><td></td> </tr> <tr> <td>Number of Taxpayers</td> <td></td> <td></td><td></td><td></td><td></td><td></td><td></td><td></td> <td></td> </tr> <tr> <td>Gross Tax</td> <td></td> <td></td><td></td><td></td><td></td><td></td><td></td><td></td> <td></td> </tr> <tr> <td>Gross Sales</td> <td></td> <td></td><td></td><td></td><td></td><td></td><td></td><td></td> <td></td> </tr> <tr> <td><b>Silver City</b></td> <td></td><td></td><td></td><td></td><td></td><td></td><td></td><td></td><td></td> </tr> <tr> <td>Number of Taxpayers</td> <td style="text-align: right;">5</td> <td></td><td></td><td></td><td></td><td></td><td></td><td></td> <td></td> </tr> <tr> <td>Gross Tax</td> <td style="text-align: right;">28,570</td> <td></td><td></td><td></td><td></td><td></td><td></td><td></td> <td></td> </tr> <tr> <td>Gross Sales</td> <td style="text-align: right;">409,352</td> <td></td><td></td><td></td><td></td><td></td><td></td><td></td> <td></td> </tr> <tr> <td><b>Silver Creek</b></td> <td></td><td></td><td></td><td></td><td></td><td></td><td></td><td></td><td></td> </tr> <tr> <td>Number of Taxpayers</td> <td style="text-align: right;">13</td> <td></td><td></td><td></td><td></td><td></td><td></td><td style="text-align: right;">5</td> <td></td> </tr> <tr> <td>Gross Tax</td> <td style="text-align: right;">165,020</td> <td></td><td></td><td></td><td></td><td></td><td></td><td style="text-align: right;">49,498</td> <td></td> </tr> <tr> <td>Gross Sales</td> <td style="text-align: right;">2,363,430</td> <td></td><td></td><td></td><td></td><td></td><td></td><td style="text-align: right;">707,108</td> <td></td> </tr> </table>										<b>Satartia</b>										Number of Taxpayers										Gross Tax										Gross Sales										<b>Schlater</b>										Number of Taxpayers	7							6		Gross Tax	62,453							38,395		Gross Sales	1,002,515							656,056		<b>Scooba</b>										Number of Taxpayers	16							6		Gross Tax	356,469							265,300		Gross Sales	5,108,456							3,790,007		<b>Sebastopol</b>										Number of Taxpayers	25							16		Gross Tax	962,233							853,036		Gross Sales	14,155,431							12,199,230		<b>Seminary</b>										Number of Taxpayers	33							24		Gross Tax	797,919							609,324		Gross Sales	11,406,036							8,704,622		<b>Senatobia</b>										Number of Taxpayers	286			13	12	20		150		Gross Tax	12,044,494			41,621	115,364	60,318		8,887,299		Gross Sales	176,562,128			594,591	1,648,064	1,059,020		130,810,236		<b>Shannon</b>										Number of Taxpayers	66							30		Gross Tax	764,901							583,771		Gross Sales	11,758,817							8,472,062		<b>Shaw</b>										Number of Taxpayers	39							26		Gross Tax	395,574							271,053		Gross Sales	5,925,330							4,139,304		<b>Shelby</b>										Number of Taxpayers	52						5	25		Gross Tax	576,094						7,967	422,992		Gross Sales	8,726,457						113,809	6,521,131		<b>Sherman</b>										Number of Taxpayers	27							16		Gross Tax	2,158,611							815,627		Gross Sales	33,046,037							12,737,142		<b>Shubuta</b>										Number of Taxpayers	9									Gross Tax	213,425									Gross Sales	3,224,873									<b>Shuqualak</b>										Number of Taxpayers	21							11		Gross Tax	117,934							64,695		Gross Sales	1,804,150							1,027,209		<b>Sidon</b>										Number of Taxpayers										Gross Tax										Gross Sales										<b>Silver City</b>										Number of Taxpayers	5									Gross Tax	28,570									Gross Sales	409,352									<b>Silver Creek</b>										Number of Taxpayers	13							5		Gross Tax	165,020							49,498		Gross Sales	2,363,430							707,108
<b>Satartia</b>																																																																																																																																																																																																																																																																																																																																																																																																																																																																																																																																																																																																																																	
Number of Taxpayers																																																																																																																																																																																																																																																																																																																																																																																																																																																																																																																																																																																																																																	
Gross Tax																																																																																																																																																																																																																																																																																																																																																																																																																																																																																																																																																																																																																																	
Gross Sales																																																																																																																																																																																																																																																																																																																																																																																																																																																																																																																																																																																																																																	
<b>Schlater</b>																																																																																																																																																																																																																																																																																																																																																																																																																																																																																																																																																																																																																																	
Number of Taxpayers	7							6																																																																																																																																																																																																																																																																																																																																																																																																																																																																																																																																																																																																																									
Gross Tax	62,453							38,395																																																																																																																																																																																																																																																																																																																																																																																																																																																																																																																																																																																																																									
Gross Sales	1,002,515							656,056																																																																																																																																																																																																																																																																																																																																																																																																																																																																																																																																																																																																																									
<b>Scooba</b>																																																																																																																																																																																																																																																																																																																																																																																																																																																																																																																																																																																																																																	
Number of Taxpayers	16							6																																																																																																																																																																																																																																																																																																																																																																																																																																																																																																																																																																																																																									
Gross Tax	356,469							265,300																																																																																																																																																																																																																																																																																																																																																																																																																																																																																																																																																																																																																									
Gross Sales	5,108,456							3,790,007																																																																																																																																																																																																																																																																																																																																																																																																																																																																																																																																																																																																																									
<b>Sebastopol</b>																																																																																																																																																																																																																																																																																																																																																																																																																																																																																																																																																																																																																																	
Number of Taxpayers	25							16																																																																																																																																																																																																																																																																																																																																																																																																																																																																																																																																																																																																																									
Gross Tax	962,233							853,036																																																																																																																																																																																																																																																																																																																																																																																																																																																																																																																																																																																																																									
Gross Sales	14,155,431							12,199,230																																																																																																																																																																																																																																																																																																																																																																																																																																																																																																																																																																																																																									
<b>Seminary</b>																																																																																																																																																																																																																																																																																																																																																																																																																																																																																																																																																																																																																																	
Number of Taxpayers	33							24																																																																																																																																																																																																																																																																																																																																																																																																																																																																																																																																																																																																																									
Gross Tax	797,919							609,324																																																																																																																																																																																																																																																																																																																																																																																																																																																																																																																																																																																																																									
Gross Sales	11,406,036							8,704,622																																																																																																																																																																																																																																																																																																																																																																																																																																																																																																																																																																																																																									
<b>Senatobia</b>																																																																																																																																																																																																																																																																																																																																																																																																																																																																																																																																																																																																																																	
Number of Taxpayers	286			13	12	20		150																																																																																																																																																																																																																																																																																																																																																																																																																																																																																																																																																																																																																									
Gross Tax	12,044,494			41,621	115,364	60,318		8,887,299																																																																																																																																																																																																																																																																																																																																																																																																																																																																																																																																																																																																																									
Gross Sales	176,562,128			594,591	1,648,064	1,059,020		130,810,236																																																																																																																																																																																																																																																																																																																																																																																																																																																																																																																																																																																																																									
<b>Shannon</b>																																																																																																																																																																																																																																																																																																																																																																																																																																																																																																																																																																																																																																	
Number of Taxpayers	66							30																																																																																																																																																																																																																																																																																																																																																																																																																																																																																																																																																																																																																									
Gross Tax	764,901							583,771																																																																																																																																																																																																																																																																																																																																																																																																																																																																																																																																																																																																																									
Gross Sales	11,758,817							8,472,062																																																																																																																																																																																																																																																																																																																																																																																																																																																																																																																																																																																																																									
<b>Shaw</b>																																																																																																																																																																																																																																																																																																																																																																																																																																																																																																																																																																																																																																	
Number of Taxpayers	39							26																																																																																																																																																																																																																																																																																																																																																																																																																																																																																																																																																																																																																									
Gross Tax	395,574							271,053																																																																																																																																																																																																																																																																																																																																																																																																																																																																																																																																																																																																																									
Gross Sales	5,925,330							4,139,304																																																																																																																																																																																																																																																																																																																																																																																																																																																																																																																																																																																																																									
<b>Shelby</b>																																																																																																																																																																																																																																																																																																																																																																																																																																																																																																																																																																																																																																	
Number of Taxpayers	52						5	25																																																																																																																																																																																																																																																																																																																																																																																																																																																																																																																																																																																																																									
Gross Tax	576,094						7,967	422,992																																																																																																																																																																																																																																																																																																																																																																																																																																																																																																																																																																																																																									
Gross Sales	8,726,457						113,809	6,521,131																																																																																																																																																																																																																																																																																																																																																																																																																																																																																																																																																																																																																									
<b>Sherman</b>																																																																																																																																																																																																																																																																																																																																																																																																																																																																																																																																																																																																																																	
Number of Taxpayers	27							16																																																																																																																																																																																																																																																																																																																																																																																																																																																																																																																																																																																																																									
Gross Tax	2,158,611							815,627																																																																																																																																																																																																																																																																																																																																																																																																																																																																																																																																																																																																																									
Gross Sales	33,046,037							12,737,142																																																																																																																																																																																																																																																																																																																																																																																																																																																																																																																																																																																																																									
<b>Shubuta</b>																																																																																																																																																																																																																																																																																																																																																																																																																																																																																																																																																																																																																																	
Number of Taxpayers	9																																																																																																																																																																																																																																																																																																																																																																																																																																																																																																																																																																																																																																
Gross Tax	213,425																																																																																																																																																																																																																																																																																																																																																																																																																																																																																																																																																																																																																																
Gross Sales	3,224,873																																																																																																																																																																																																																																																																																																																																																																																																																																																																																																																																																																																																																																
<b>Shuqualak</b>																																																																																																																																																																																																																																																																																																																																																																																																																																																																																																																																																																																																																																	
Number of Taxpayers	21							11																																																																																																																																																																																																																																																																																																																																																																																																																																																																																																																																																																																																																									
Gross Tax	117,934							64,695																																																																																																																																																																																																																																																																																																																																																																																																																																																																																																																																																																																																																									
Gross Sales	1,804,150							1,027,209																																																																																																																																																																																																																																																																																																																																																																																																																																																																																																																																																																																																																									
<b>Sidon</b>																																																																																																																																																																																																																																																																																																																																																																																																																																																																																																																																																																																																																																	
Number of Taxpayers																																																																																																																																																																																																																																																																																																																																																																																																																																																																																																																																																																																																																																	
Gross Tax																																																																																																																																																																																																																																																																																																																																																																																																																																																																																																																																																																																																																																	
Gross Sales																																																																																																																																																																																																																																																																																																																																																																																																																																																																																																																																																																																																																																	
<b>Silver City</b>																																																																																																																																																																																																																																																																																																																																																																																																																																																																																																																																																																																																																																	
Number of Taxpayers	5																																																																																																																																																																																																																																																																																																																																																																																																																																																																																																																																																																																																																																
Gross Tax	28,570																																																																																																																																																																																																																																																																																																																																																																																																																																																																																																																																																																																																																																
Gross Sales	409,352																																																																																																																																																																																																																																																																																																																																																																																																																																																																																																																																																																																																																																
<b>Silver Creek</b>																																																																																																																																																																																																																																																																																																																																																																																																																																																																																																																																																																																																																																	
Number of Taxpayers	13							5																																																																																																																																																																																																																																																																																																																																																																																																																																																																																																																																																																																																																									
Gross Tax	165,020							49,498																																																																																																																																																																																																																																																																																																																																																																																																																																																																																																																																																																																																																									
Gross Sales	2,363,430							707,108																																																																																																																																																																																																																																																																																																																																																																																																																																																																																																																																																																																																																									

# Sales and Tax by Industry Group and City

Finance & Insurance	Real Estate, Rental & Leasing	Professional, Scientific, & Technical Services	Management of Companies & Enterprises	Administrative Support, Waste Management, & Remediation Services	Educational Services	Health Care & Social Assistance	Arts, Entertainment, & Recreation	Accommodations & Food Services	Other Services	Public Administration
										Sartia Number of Taxpayers Gross Tax Gross Sales Schlater Number of Taxpayers Gross Tax Gross Sales Scooba 5 Number of Taxpayers 45,633 Gross Tax 651,900 Gross Sales Sebastopol Number of Taxpayers Gross Tax Gross Sales Seminary Number of Taxpayers Gross Tax Gross Sales
	4 118,981 1,699,732				5 0 0		6 4,854 69,343	40 1,685,854 24,083,628	21 326,116 4,658,796	5 0 0 Shannon 8 7,759 110,844 Shaw 4 4,612 65,881 Shelby 16 16,963 242,333 Sherman 4 90,831 1,297,588
										Shubuta Number of Taxpayers Gross Tax Gross Sales Shuqualak 6 4,124 58,915 Sidon Number of Taxpayers Gross Tax Gross Sales Silver City Number of Taxpayers Gross Tax Gross Sales Silver Creek Number of Taxpayers Gross Tax Gross Sales



## Sales and Tax by Industry Group and City

Total for City	Agriculture, Forestry, Fishing, and Hunting	Mining, Quarrying, Oil & Gas Extraction	Utilities	Construction	Manufacturing	Wholesale Trade	Retail Trade	Transportation & Warehousing	Information
<b>Slate Springs</b>									
Number of Taxpayers									
Gross Tax									
Gross Sales									
<b>Sledge</b>									
Number of Taxpayers	10							7	
Gross Tax	88,961							58,131	
Gross Sales	1,274,620							830,449	
<b>Smithville</b>									
Number of Taxpayers	14							7	
Gross Tax	365,879							234,817	
Gross Sales	5,240,763							3,354,522	
<b>Snow Lake Shores</b>									
Number of Taxpayers									
Gross Tax									
Gross Sales									
<b>Soso</b>									
Number of Taxpayers	25							17	
Gross Tax	622,655							395,418	
Gross Sales	9,104,562							5,858,267	
<b>Southaven</b>									
Number of Taxpayers	1,396			75	64	157	657	7	14
Gross Tax	85,068,835			1,077,886	332,515	1,946,059	58,852,605	2,193	3,742,226
Gross Sales	1,255,568,671			15,398,368	4,750,213	31,089,764	875,977,446	31,335	53,460,366
<b>Southwest Mississippi CC</b>									
Number of Taxpayers									
Gross Tax									
Gross Sales									
<b>Starkville</b>									
Number of Taxpayers	743			41	34	36	334		7
Gross Tax	37,532,982			373,122	519,321	1,491,100	22,475,108		2,167,888
Gross Sales	543,449,953			5,330,351	7,424,205	21,348,059	327,386,276		30,969,824
<b>State Line</b>									
Number of Taxpayers	24						16		
Gross Tax	696,756						453,133		
Gross Sales	10,930,904						6,473,329		
<b>Stonewall</b>									
Number of Taxpayers	22						9		
Gross Tax	399,018						319,594		
Gross Sales	5,793,472						4,595,477		
<b>Sturgis</b>									
Number of Taxpayers	20						14		
Gross Tax	159,099						83,164		
Gross Sales	2,299,520						1,188,058		
<b>Summit</b>									
Number of Taxpayers	88			8	7		51		
Gross Tax	2,389,453			53,869	109,501		1,313,786		
Gross Sales	43,736,906			774,421	5,279,534		20,711,422		
<b>Sumner</b>									
Number of Taxpayers	17						12		
Gross Tax	214,123						75,690		
Gross Sales	6,443,099						1,081,283		
<b>Sumrall</b>									
Number of Taxpayers	78			6			43		
Gross Tax	2,924,813			199,145			2,087,124		
Gross Sales	42,300,620			2,844,927			30,287,988		
<b>Sunflower</b>									
Number of Taxpayers	26			4			13		
Gross Tax	195,477			0			148,806		
Gross Sales	2,882,374			0			2,125,798		

# Sales and Tax by Industry Group and City

Finance & Insurance	Real Estate,	Professional,	Management of	Administrative Support,	Educational	Health Care &	Arts,	Accommodations	Other	Public
	Rental & Leasing	Scientific, & Technical Services	Companies & Enterprises	Waste Management, & Remediation Services		Social Assistance	Entertainment, & Recreation			
										Slate Springs
										Number of Taxpayers
										Gross Tax
										Gross Sales
										Sledge
										Number of Taxpayers
										Gross Tax
										Gross Sales
										Smithville
										Number of Taxpayers
										Gross Tax
										Gross Sales
										Snow Lake Shores
										Number of Taxpayers
										Gross Tax
										Gross Sales
										Soso
										Number of Taxpayers
										Gross Tax
										Gross Sales
6	23	16		27		17	34	198	91	Southaven
69,040	370,053	29,542		879,007		0	179,705	12,897,197	2,829,271	Number of Taxpayers
986,281	5,694,205	422,025		12,557,239		0	2,567,209	184,245,671	40,418,163	Gross Tax
										Gross Sales
										Southwest Mississippi CC
										Number of Taxpayers
										Gross Tax
										Gross Sales
5	13	20		20		11	10	140	62	Starkville
39,756	331,544	166,248		370,719		0	30,989	7,853,113	833,818	Number of Taxpayers
567,939	4,736,345	2,374,976		5,308,410		0	442,701	112,187,329	11,911,689	Gross Tax
										Gross Sales
										State Line
										Number of Taxpayers
										Gross Tax
										Gross Sales
										Stonewall
									5	Number of Taxpayers
									14,748	Gross Tax
									210,680	Gross Sales
										Sturgis
										Number of Taxpayers
										Gross Tax
										Gross Sales
										Summit
								10	6	Number of Taxpayers
								131,170	151,591	Gross Tax
								1,873,850	2,165,582	Gross Sales
										Sumner
										Number of Taxpayers
										Gross Tax
										Gross Sales
										Sumrall
								12	6	Number of Taxpayers
								232,259	72,190	Gross Tax
								3,317,979	1,037,737	Gross Sales
										Sunflower
								4		Number of Taxpayers
								0		Gross Tax
								0		Gross Sales

## Sales and Tax by Industry Group and City

Total for City	Agriculture, Forestry, Fishing, and Hunting	Mining, Quarrying, Oil & Gas Extraction	Utilities	Construction	Manufacturing	Wholesale Trade	Retail Trade	Transportation & Warehousing	Information
	Sylvarena								
Number of Taxpayers									
Gross Tax									
Gross Sales									
Taylor									
Number of Taxpayers	15							7	
Gross Tax	159,083							54,268	
Gross Sales	2,272,616							775,258	
Taylorville									
Number of Taxpayers	63					8		26	
Gross Tax	1,676,691					24,963		1,042,949	
Gross Sales	33,898,103					364,232		15,225,420	
Tchula									
Number of Taxpayers	32							20	
Gross Tax	406,870							330,550	
Gross Sales	5,888,919							4,747,422	
Terry									
Number of Taxpayers	61			4	6	11		24	
Gross Tax	2,183,849			2,428	2,936	644		1,725,390	
Gross Sales	37,262,210			34,680	41,947	9,200		30,686,245	
Thaxton									
Number of Taxpayers	8			4					
Gross Tax	239,590			39,680					
Gross Sales	3,423,851			566,855					
The Univ. of Mississippi									
Number of Taxpayers	24								
Gross Tax	2,234,815								
Gross Sales	31,925,926								
Tishomingo									
Number of Taxpayers	29							21	
Gross Tax	777,484							652,519	
Gross Sales	11,219,850							9,429,597	
Toccopola									
Number of Taxpayers									
Gross Tax									
Gross Sales									
Tremont									
Number of Taxpayers	8							4	
Gross Tax	90,360							42,467	
Gross Sales	1,335,573							613,880	
Tunica									
Number of Taxpayers	113			5		4		68	
Gross Tax	2,039,939			26,422		10,297		1,504,328	
Gross Sales	29,590,618			377,452		147,101		21,833,030	
Tupelo									
Number of Taxpayers	2,381			107	127	193		1,014	12
Gross Tax	115,423,507			1,362,434	1,602,751	5,759,506		75,384,850	4,771
Gross Sales	1,757,429,431			19,463,344	23,737,623	104,849,249		1,150,257,828	68,161
Tutwiler									
Number of Taxpayers	13							7	
Gross Tax	248,006							157,381	
Gross Sales	3,550,079							2,248,299	
Tylertown									
Number of Taxpayers	130				8	4		72	
Gross Tax	3,471,605				25,124	357,667		2,117,880	
Gross Sales	50,614,515				358,907	5,252,113		30,729,067	
Union									
Number of Taxpayers	63				5			35	
Gross Tax	1,581,448				8,917			1,212,111	
Gross Sales	23,224,173				127,381			17,853,101	

# Sales and Tax by Industry Group and City

Finance & Insurance	Real Estate,	Professional,	Management of Companies & Enterprises	Administrative Support,	Educational Services	Health Care & Social Assistance	Arts,	Accommodations & Food Services	Other Services	Public Administration	
	Rental & Leasing	Scientific, & Technical Services		Waste Management, & Remediation Services			Entertainment, & Recreation				
											Sylvarena
											Number of Taxpayers
											Gross Tax
											Gross Sales
											Taylor
											Number of Taxpayers
											Gross Tax
											Gross Sales
											Taylor'sville
								8	7		Number of Taxpayers
								104,913	266,266		Gross Tax
								1,498,752	13,408,252		Gross Sales
											Tchula
								6			Number of Taxpayers
								293			Gross Tax
								4,185			Gross Sales
											Terry
								5	5		Number of Taxpayers
								1,462	104,201		Gross Tax
								20,886	1,496,219		Gross Sales
											Thaxton
											Number of Taxpayers
											Gross Tax
											Gross Sales
											The Univ. of Mississippi
		20									Number of Taxpayers
		1,818,068									Gross Tax
		25,972,403									Gross Sales
											Tishomingo
											Number of Taxpayers
											Gross Tax
											Gross Sales
											Toccopola
											Number of Taxpayers
											Gross Tax
											Gross Sales
											Tremont
											Number of Taxpayers
											Gross Tax
											Gross Sales
											Tunica
								17	12		Number of Taxpayers
								265,506	9,390		Gross Tax
								3,792,940	207,064		Gross Sales
											Tupelo
	13	77		47	6	42	101	443	123		Number of Taxpayers
	114,548	1,587,677		383,419	0	18,450	151,050	14,339,841	3,904,019		Gross Tax
	1,636,717	26,079,162		5,477,420	0	263,577	2,157,850	204,854,878	58,409,164		Gross Sales
											Tutwiler
								5			Number of Taxpayers
								1,747			Gross Tax
								24,962			Gross Sales
											Tylertown
								20	8		Number of Taxpayers
								376,329	32,545		Gross Tax
								5,376,128	464,924		Gross Sales
											Union
								7	7		Number of Taxpayers
								89,408	50,676		Gross Tax
								1,277,252	723,942		Gross Sales

## Sales and Tax by Industry Group and City

	Total for City	Agriculture, Forestry, Fishing, and Hunting	Mining, Quarrying, Oil & Gas Extraction	Utilities	Construction	Manufacturing	Wholesale Trade	Retail Trade	Transportation & Warehousing	Information
		Utica								
Number of Taxpayers	32							17		
Gross Tax	541,013							359,651		
Gross Sales	7,830,615							5,231,552		
Vaiden										
Number of Taxpayers	38							16		
Gross Tax	468,458							349,063		
Gross Sales	6,698,630							4,987,474		
Vardaman										
Number of Taxpayers	34							19		
Gross Tax	739,356							553,645		
Gross Sales	11,801,401							8,379,517		
Verona										
Number of Taxpayers	83				8	5	12	33		
Gross Tax	1,240,062				25,012	9,862	38,212	868,341		
Gross Sales	18,110,556				357,309	140,887	554,804	12,546,251		
Vicksburg										
Number of Taxpayers	929		5		51	39	54	446	7	10
Gross Tax	42,046,376		6,300		466,974	313,781	834,655	27,541,110	20,107	1,979,769
Gross Sales	631,066,207		89,996		6,671,053	4,485,180	17,769,470	416,968,465	287,245	28,282,416
Walls										
Number of Taxpayers	28				4			14		
Gross Tax	492,249				63,232			238,704		
Gross Sales	7,121,793				903,320			3,485,203		
Walnut										
Number of Taxpayers	40							21		
Gross Tax	1,168,033							904,749		
Gross Sales	16,795,016							12,981,085		
Walnut Grove										
Number of Taxpayers	17							13		
Gross Tax	360,414							213,106		
Gross Sales	5,480,777							3,375,773		
Walthall										
Number of Taxpayers										
Gross Tax										
Gross Sales										
Water Valley										
Number of Taxpayers	121				8		5	69		
Gross Tax	2,678,847				19,733		5,961	1,922,039		
Gross Sales	38,615,831				281,896		152,198	27,621,282		
Waveland										
Number of Taxpayers	228				32	14	8	92		
Gross Tax	12,636,536				90,518	46,809	85,362	10,651,352		
Gross Sales	183,142,653				1,293,113	668,703	1,219,451	154,602,844		
Waynesboro										
Number of Taxpayers	331				13	11	29	182		
Gross Tax	10,741,536				63,847	100,947	264,682	7,418,461		
Gross Sales	160,712,772				912,096	1,704,491	7,601,629	108,625,214		
Webb										
Number of Taxpayers	24							16		
Gross Tax	431,011							306,420		
Gross Sales	7,754,815							4,836,904		
Weir										
Number of Taxpayers	7							6		
Gross Tax	219,482							157,997		
Gross Sales	3,145,205							2,257,097		
Wesson										
Number of Taxpayers	42						5	21		
Gross Tax	806,615						1,128	546,326		
Gross Sales	11,571,736						16,108	7,836,844		

# Sales and Tax by Industry Group and City

Finance & Insurance	Real Estate, Rental & Leasing	Professional, Scientific, & Technical Services	Management of Companies & Enterprises	Administrative Support, Waste Management, & Remediation Services	Educational Services	Health Care & Social Assistance	Arts, Entertainment, & Recreation	Accommodations & Food Services	Other Services	Public Administration	
								4	4	Utica	Number of Taxpayers
								34,395	12,777		Gross Tax
								491,352	182,533		Gross Sales
								14	4	Vaiden	Number of Taxpayers
								26,756	11,212		Gross Tax
								382,230	160,175		Gross Sales
								8		Vardaman	Number of Taxpayers
								66,002			Gross Tax
								942,887			Gross Sales
								7	10	Verona	Number of Taxpayers
								81,382	45,248		Gross Tax
								1,162,603	646,396		Gross Sales
								5	60	Vicksburg	Number of Taxpayers
98,306	340,233	19,239		240,853	10	7	24	182	1,334,246		Gross Tax
1,404,368	4,988,553	274,844		3,440,752		0	2,422,514	105,568,851	19,060,663		Gross Sales
								4		Walls	Number of Taxpayers
								2,032			Gross Tax
								29,028			Gross Sales
								7	4	Walnut	Number of Taxpayers
								118,469	10,346		Gross Tax
								1,692,409	147,804		Gross Sales
										Walnut Grove	Number of Taxpayers
											Gross Tax
											Gross Sales
										Walthall	Number of Taxpayers
											Gross Tax
											Gross Sales
								13	13	Water Valley	Number of Taxpayers
								242,028	70,892		Gross Tax
								3,457,542	1,012,748		Gross Sales
										Waveland	Number of Taxpayers
	9						14	39	15		Gross Tax
	106,925						1,225	985,202	195,618		Gross Sales
	1,619,096						17,496	14,074,321	2,794,542		Gross Sales
										Waynesboro	Number of Taxpayers
	4				4		4	40	29		Gross Tax
	111,047				56,792		9,496	1,168,311	213,798		Gross Sales
	1,586,391				811,318		135,663	16,690,163	3,066,871		Gross Sales
										Webb	Number of Taxpayers
											Gross Tax
											Gross Sales
										Weir	Number of Taxpayers
											Gross Tax
											Gross Sales
										Wesson	Number of Taxpayers
								5	7		Gross Tax
								61,999	16,187		Gross Sales
								885,699	231,245		Gross Sales



## Sales and Tax by Industry Group and City

Total for County	Agriculture, Forestry, Fishing, and Hunting	Mining, Quarrying, Oil & Gas Extraction	Utilities	Construction	Manufacturing	Wholesale Trade	Retail Trade	Transportation & Warehousing	Information	
	West									
Number of Taxpayers	5						4			
Gross Tax	63,862						40,981			
Gross Sales	916,087						585,440			
West Point										
Number of Taxpayers	317			22	15	15	145			
Gross Tax	13,148,808			224,957	93,711	1,427,732	7,921,147			
Gross Sales	195,044,224			3,217,078	1,338,728	20,636,441	119,596,984			
Wiggins										
Number of Taxpayers	217			14	13	6	98			
Gross Tax	10,309,200			94,820	81,849	211,606	7,616,315			
Gross Sales	158,488,396			1,354,572	2,322,310	6,139,694	115,507,681			
Winona										
Number of Taxpayers	169			12	11	5	80			
Gross Tax	5,603,122			128,729	120,790	257,087	3,530,429			
Gross Sales	83,652,934			1,838,986	1,725,572	6,500,612	51,111,775			
Winstonville										
Number of Taxpayers	5									
Gross Tax	18,196									
Gross Sales	261,381									
Woodland										
Number of Taxpayers	8						4			
Gross Tax	340,132						145,887			
Gross Sales	6,406,147						3,628,432			
Woodville										
Number of Taxpayers	83				5		44			
Gross Tax	1,814,530				10,677		1,276,614			
Gross Sales	27,412,887				152,527		18,849,311			
Yazoo City										
Number of Taxpayers	387	4		23	17	22	203	4		
Gross Tax	10,238,712	1,750		70,633	61,970	1,253,985	5,963,630	20,743		
Gross Sales	164,362,664	24,997		1,009,038	888,514	29,754,383	90,196,812	296,327		
Total For Cities										
Number of Taxpayers	56,034	101	159	251	2,948	2,366	4,156	26,528	270	403
Gross Tax	\$2,421,487,146	\$458,971	\$3,468,801	\$55,164,837	\$32,142,565	\$28,171,201	\$116,894,191	\$1,568,384,048	\$2,400,979	\$127,148,812
Gross Sales	\$36,469,167,483	\$7,447,574	\$49,988,338	\$839,558,560	\$477,559,186	\$448,623,628	\$2,066,421,496	\$23,708,197,122	\$34,726,056	\$1,816,416,998
Non City										
Number of Taxpayers	37,266	180	538	519	7,632	2,417	4,838	11,936	183	662
Gross Tax	\$692,130,652	\$714,305	\$6,849,290	\$17,817,275	\$181,314,571	\$19,689,589	\$104,200,893	\$187,066,821	\$1,177,731	\$59,490,699
Gross Sales	\$12,660,067,734	\$11,065,851	\$106,842,871	\$287,356,297	\$4,793,674,591	\$357,908,538	\$1,705,729,009	\$2,845,976,937	\$18,476,562	\$849,870,551
Total For State										
Number of Taxpayers	93,300	281	697	770	10,580	4,783	8,994	38,464	453	1,065
Gross Tax	\$3,113,617,798	\$1,173,276	\$10,318,091	\$72,982,112	\$213,457,136	\$47,860,790	\$221,095,084	\$1,755,450,868	\$3,578,710	\$186,639,511
Gross Sales	\$49,129,235,217	\$18,513,426	\$156,831,209	\$1,126,914,857	\$5,271,233,777	\$806,532,167	\$3,772,150,505	\$26,554,174,060	\$53,202,618	\$2,666,287,549

## Sales and Tax by Industry Group and City

Real Estate, Finance & Insurance	Rental & Leasing	Professional, Scientific, & Technical Services	Management of Companies & Enterprises	Administrative Support, Waste Management, & Remediation Services	Educational Services	Health Care & Social Assistance	Arts, Entertainment, & Recreation	Accommodations & Food Services	Other Services	Public Administration		
											West	
											Number of Taxpayers	
											Gross Tax	
											Gross Sales	
											West Point	
	5	5		7		5		51	33		Number of Taxpayers	
	60,182	1,053		26,960		0		1,664,086	504,088		Gross Tax	
	859,741	15,040		385,147		0		23,772,657	7,248,362		Gross Sales	
											Wiggins	
	9	5		4		4	4	31	25		Number of Taxpayers	
	62,120	3,163		54,112		0	10,843	1,225,315	256,907		Gross Tax	
	887,423	45,191		773,034		0	154,903	17,504,499	3,670,098		Gross Sales	
											Winona	
								33	14		Number of Taxpayers	
								784,906	217,545		Gross Tax	
								11,212,938	3,109,557		Gross Sales	
											Winstonville	
								4			Number of Taxpayers	
								0			Gross Tax	
								0			Gross Sales	
											Woodland	
											Number of Taxpayers	
											Gross Tax	
											Gross Sales	
											Woodville	
								15	7		Number of Taxpayers	
								144,594	92,552		Gross Tax	
								2,065,627	1,809,123		Gross Sales	
											Yazoo City	
	4							11	71	20	Number of Taxpayers	
	79,094							5,453	1,457,328	240,442	Gross Tax	
	1,129,921							77,897	20,818,975	4,090,689	Gross Sales	
											Total For Cities	
244	1,039	930	9	837	209	599	1,721	8,813	4,309	142	Number of Taxpayers	
\$1,419,975	\$29,209,104	\$6,693,123	\$50,506	\$14,388,873	\$5,366	\$202,457	\$6,002,589	\$343,373,996	\$82,408,686	\$3,498,065	Gross Tax	
\$20,285,676	\$448,347,879	\$95,703,406	\$724,208	\$205,674,583	\$76,661	\$2,892,245	\$85,751,275	\$4,905,554,632	\$1,199,548,454	\$55,669,506	Gross Sales	
											Non City	
	180	1,359	930	6	1,024	70	183	497	1,695	2,324	93	Number of Taxpayers
\$3,207,770	\$41,624,366	\$6,272,021	\$8,292	\$14,315,918	\$787	\$20,366	\$2,690,045	\$23,996,727	\$21,348,071	\$325,120	Gross Tax	
\$46,597,044	\$640,775,317	\$90,275,796	\$118,462	\$205,666,306	\$11,240	\$290,939	\$38,432,194	\$343,413,036	\$312,319,054	\$5,267,137	Gross Sales	
											Total For State	
	424	2,398	1,860	15	1,861	279	782	2,218	10,508	6,633	235	Number of Taxpayers
\$4,627,745	\$70,833,470	\$12,965,143	\$58,798	\$28,704,791	\$6,153	\$222,823	\$8,692,634	\$367,370,722	\$103,756,756	\$3,823,185	Gross Tax	
\$66,882,720	\$1,089,123,196	\$185,979,202	\$842,670	\$411,340,888	\$87,901	\$3,183,184	\$124,183,469	\$5,248,967,668	\$1,511,867,508	\$60,936,644	Gross Sales	

# Sales and Tax by Industry Group and County

	Total for County	Agriculture, Forestry, Fishing, and Hunting	Mining, Quarrying, Oil & Gas Extraction	Utilities	Construction	Manufacturing	Wholesale Trade	Retail Trade	Transportation & Warehousing	Information
<b>Adams</b>										
Number of Taxpayers	1,205		52		54	47	66	457	5	9
Gross Tax	34,220,719		452,558		1,039,572	665,374	1,748,236	20,384,997	5,934	1,597,155
Gross Sales	520,091,727		6,533,443		23,195,655	9,511,545	26,331,929	308,812,117	84,777	22,816,661
<b>Alcorn</b>										
Number of Taxpayers	1,015			8	67	56	59	533	4	5
Gross Tax	37,093,613			1,076,165	1,271,316	273,354	1,568,943	25,417,247	21,687	1,428,474
Gross Sales	566,141,381			16,305,723	29,188,318	3,906,370	30,159,286	379,087,274	309,820	20,406,765
<b>Amite</b>										
Number of Taxpayers	231			6	27	11	10	109		
Gross Tax	3,681,484			162,082	553,972	20,748	38,156	2,208,152		
Gross Sales	60,116,921			2,410,892	14,622,237	348,712	912,543	31,845,775		
<b>Attala</b>										
Number of Taxpayers	471			9	29	24	30	240		
Gross Tax	13,141,214			234,717	731,145	244,982	458,870	9,012,223		
Gross Sales	202,533,504			3,382,507	16,716,335	3,557,482	7,687,008	134,910,332		
<b>Benton</b>										
Number of Taxpayers	130				11	7	11	76		
Gross Tax	1,654,120				160,031	14,297	1,031	1,225,344		
Gross Sales	25,846,049				3,799,749	204,694	14,731	18,141,525		
<b>Bolivar</b>										
Number of Taxpayers	1,019	4		14	49	28	138	476	7	
Gross Tax	26,773,903	12,528		558,045	2,111,943	435,977	771,481	16,781,080	8,693	
Gross Sales	438,774,993	381,390		8,571,806	49,949,723	8,143,279	28,458,210	255,196,233	124,192	
<b>Calhoun</b>										
Number of Taxpayers	338	5		10	21	18	18	176		5
Gross Tax	6,856,310	27,236		269,954	615,290	84,473	362,131	4,530,807		416,941
Gross Sales	118,474,740	389,093		3,867,049	15,276,095	1,206,764	15,714,184	67,675,469		5,956,294
<b>Carroll</b>										
Number of Taxpayers	217			5	29	6	18	92		
Gross Tax	1,953,933			33,730	483,303	6,395	32,035	892,217		
Gross Sales	33,795,572			495,286	11,762,602	101,400	781,526	12,853,359		
<b>Chickasaw</b>										
Number of Taxpayers	437	5		11	34	25	31	220		4
Gross Tax	9,406,021	1,086		442,468	430,835	118,423	374,208	6,106,482		583,132
Gross Sales	152,412,977	20,483		7,005,168	9,504,091	3,395,138	7,667,530	94,012,044		8,330,452
<b>Choctaw</b>										
Number of Taxpayers	155			7	10	8	6	68		
Gross Tax	2,316,456			60,904	234,897	2,533	86,106	1,263,687		
Gross Sales	36,830,145			1,143,878	6,237,227	36,188	1,418,179	18,434,251		
<b>Claiborne</b>										
Number of Taxpayers	206			5	6	6	8	98		
Gross Tax	2,923,213			55,910	663,754	10,725	427	1,463,655		
Gross Sales	50,805,228			850,124	18,377,310	153,221	7,435	21,006,537		
<b>Clarke</b>										
Number of Taxpayers	295		8	6	21	14	22	145		
Gross Tax	5,415,815		477,073	168,087	425,650	108,833	18,783	2,888,453		
Gross Sales	83,958,879		6,815,335	3,087,636	10,307,248	1,909,596	415,661	41,877,044		
<b>Clay</b>										
Number of Taxpayers	469				43	20	20	211		
Gross Tax	14,865,820				1,134,929	111,724	1,450,321	8,540,021		
Gross Sales	231,508,069				28,103,171	1,636,842	20,959,149	128,445,863		
<b>Coahoma</b>										
Number of Taxpayers	684	4		13	24	25	42	325	5	6
Gross Tax	16,961,401	42,103		431,207	558,534	201,660	846,704	9,845,747	245,971	1,194,371
Gross Sales	275,655,925	887,280		6,273,472	15,084,894	6,202,231	25,269,328	148,703,060	3,555,017	17,062,437
<b>Copiah</b>										
Number of Taxpayers	617		4	7	49	24	36	283		
Gross Tax	13,750,163		55,427	280,108	1,003,844	62,881	310,058	9,022,828		
Gross Sales	209,937,021		791,819	4,182,474	23,352,428	1,013,891	5,276,730	132,248,014		

# Sales and Tax by Industry Group and County

Finance & Insurance	Real Estate,	Professional,	Management of	Administrative Support,	Educational	Health Care &	Arts,	Accommodations	Other	Public	
	Rental & Leasing	Scientific, & Technical Services	Companies & Enterprises	Waste Management, & Remediation Services		Social Assistance	Entertainment, & Recreation				
	27	12		29	10	15	67	245	99		Adams
	547,567	58,095		373,307	0	0	203,216	5,419,748	1,053,898		Number of Taxpayers
	10,714,435	829,935		5,389,977	0	0	2,903,090	77,637,840	15,254,536		Gross Tax
											Gross Sales
	7	20		12		14	19	116	86		Alcorn
	1,087	405,145		111,255		169	54,195	4,530,944	926,159		Number of Taxpayers
	15,527	6,316,229		1,589,353		2,415	774,216	64,727,769	13,245,553		Gross Tax
											Gross Sales
				4				29	21		Amite
				5,713				140,395	91,394		Number of Taxpayers
				81,616				2,005,645	1,305,623		Gross Tax
											Gross Sales
	5	6		5		5	7	64	39		Attala
	102,986	2,696		87,289		0	1,543	1,325,889	472,245		Number of Taxpayers
	1,471,235	38,514		2,283,832		0	22,041	18,941,267	6,856,818		Gross Tax
											Gross Sales
								9	8		Benton
								8,494	85,017		Number of Taxpayers
								121,339	1,225,706		Gross Tax
											Gross Sales
	13	16		9	5	6	29	148	70		Bolivar
	212,865	83,202		104,702	0	0	91,563	3,084,405	822,232		Number of Taxpayers
	3,283,508	1,188,601		1,495,745	0	0	1,308,048	44,062,928	12,351,472		Gross Tax
											Gross Sales
								40	30		Calhoun
								345,920	136,034		Number of Taxpayers
								4,941,711	1,961,325		Gross Tax
											Gross Sales
											Carroll
				7				27	21		Number of Taxpayers
				113,617				54,715	64,494		Gross Tax
				112,936				781,639	929,520		Gross Sales
											Chickasaw
	8	4						43	40		Number of Taxpayers
	40,524	10,504						753,213	516,833		Gross Tax
	639,757	150,058						10,760,186	10,505,403		Gross Sales
											Choctaw
						4		14	20		Number of Taxpayers
						4,208		180,572	110,319		Gross Tax
						60,117		2,579,593	1,588,842		Gross Sales
											Claiborne
							7	54	12		Number of Taxpayers
								726	63,215		Gross Tax
							10,372	5,934,491	903,064		Gross Sales
											Clarke
	4	6						23	34	4	Number of Taxpayers
	28,481	150,409						561,351	183,767	7,922	Gross Tax
	406,872	2,710,256						8,019,305	2,625,249	113,174	Gross Sales
											Clay
	5	5		9		5	5	87	41	5	Number of Taxpayers
	60,182	1,053		37,757		0	24,116	1,758,481	541,758	53,090	Gross Tax
	859,741	15,040		539,387		0	344,519	25,121,153	7,786,493	764,831	Gross Sales
											Coahoma
	16	8		11			27	112	59		Number of Taxpayers
	276,976	8,324		165,145			351,392	1,951,662	436,688		Gross Tax
	4,137,450	118,907		2,359,217			5,019,880	27,880,885	6,347,255		Gross Sales
											Copiah
	10	7		7		5	12	89	69	4	Number of Taxpayers
	105,223	3,881		28,573		1,697	328	1,523,731	419,648	1,703	Gross Tax
	1,503,179	55,445		408,189		24,237	4,690	21,767,581	5,994,974	24,334	Gross Sales

# Sales and Tax by Industry Group and County

	Total for County	Agriculture, Forestry, Fishing, and Hunting	Mining, Quarrying, Oil & Gas Extraction	Utilities	Construction	Manufacturing	Wholesale Trade	Retail Trade	Transportation & Warehousing	Information
<b>Covington</b>										
Number of Taxpayers	444	4	5	5	28	19	27	239	5	
Gross Tax	12,806,924	11,194	18,728	99,068	1,471,986	59,400	371,939	7,619,922	75,455	
Gross Sales	231,701,912	159,909	267,549	1,783,520	38,486,148	848,574	8,943,162	135,906,408	1,077,923	
<b>Desoto</b>										
Number of Taxpayers	3,984	16	5	11	309	232	486	1,708	27	45
Gross Tax	202,953,289	76,530	43,689	4,711,812	10,191,187	1,898,960	8,151,713	127,405,300	59,151	9,375,161
Gross Sales	3,072,212,692	1,449,644	624,133	69,283,431	238,009,724	27,235,502	128,582,150	1,883,268,980	846,373	133,930,874
<b>Forrest</b>										
Number of Taxpayers	2,314	4	5	9	144	103	165	1,077	16	23
Gross Tax	89,453,331	2,116	43,197	3,382,229	7,903,688	1,542,213	8,763,618	44,139,634	31,727	4,965,569
Gross Sales	1,468,178,980	30,231	677,471	55,643,161	204,469,322	22,597,504	159,373,011	685,507,439	453,244	70,936,707
<b>Franklin</b>										
Number of Taxpayers	148		5	4	16	11	5	65		4
Gross Tax	2,938,208		46,376	68,365	823,649	20,763	3,998	1,333,365		551,758
Gross Sales	50,460,363		773,227	1,029,741	20,005,081	298,575	57,112	19,129,604		7,882,254
<b>George</b>										
Number of Taxpayers	481	8		5	36	19	34	229		
Gross Tax	16,324,067	8,454		904,346	763,239	85,729	890,706	10,792,945		
Gross Sales	258,202,734	120,767		13,048,315	17,796,172	1,315,791	22,518,430	162,233,728		
<b>Greene</b>										
Number of Taxpayers	160			5	14	6	7	80		
Gross Tax	2,918,106			72,585	219,160	4,878	49,445	2,007,483		
Gross Sales	43,775,273			1,039,185	4,818,610	280,196	760,474	28,718,715		
<b>Grenada</b>										
Number of Taxpayers	712			5	40	37	49	325		5
Gross Tax	26,923,105			509,934	616,781	348,608	845,270	18,574,172		905,807
Gross Sales	428,090,159			7,636,630	14,236,355	5,437,495	20,728,319	291,897,630		12,940,100
<b>Hancock</b>										
Number of Taxpayers	1,298	7		6	135	50	54	440	9	11
Gross Tax	32,103,172	22,393		1,735,850	3,260,567	236,177	191,351	18,426,299	20,565	1,181,804
Gross Sales	502,229,265	319,898		26,170,630	83,886,702	3,414,811	2,829,272	267,902,059	293,788	16,882,916
<b>Harrison</b>										
Number of Taxpayers	5,623	13	10	14	519	239	321	2,234	47	52
Gross Tax	276,504,793	5,232	228,127	7,857,904	19,365,539	4,263,007	12,692,466	148,300,051	547,087	12,059,496
Gross Sales	4,319,052,199	74,747	3,533,216	113,015,614	505,080,489	61,060,565	196,920,100	2,231,563,142	9,092,432	172,283,761
<b>Hinds</b>										
Number of Taxpayers	6,941	8	21	16	401	240	1,142	2,839	24	60
Gross Tax	297,413,648	607	389,424	10,468,444	23,573,622	2,827,469	37,312,801	138,225,118	56,240	34,708,358
Gross Sales	4,772,580,540	11,486	5,644,512	157,963,262	605,642,159	40,640,212	568,712,151	2,180,232,569	1,044,047	495,833,692
<b>Holmes</b>										
Number of Taxpayers	393		4	14	13	10	30	214	4	
Gross Tax	7,227,351		64,783	168,232	1,174,884	31,466	489,261	3,790,423	3,933	
Gross Sales	125,638,232		1,179,051	2,522,520	33,308,251	1,065,483	10,166,271	55,010,876	56,189	
<b>Humphreys</b>										
Number of Taxpayers	214			6	17	9	12	102		4
Gross Tax	3,325,306			81,375	233,682	17,748	167,204	2,006,372		380,145
Gross Sales	56,132,381			1,215,793	5,378,040	462,917	6,549,231	30,544,476		5,430,647
<b>Issaquena</b>										
Number of Taxpayers	17						5	7		
Gross Tax	495,195						4,169	30,681		
Gross Sales	13,434,416						155,539	438,303		
<b>Itawamba</b>										
Number of Taxpayers	478			10	56	27	24	218	4	
Gross Tax	12,281,206			242,614	1,317,478	98,833	120,961	7,937,426	23,739	
Gross Sales	197,255,818			4,554,128	33,094,723	1,685,279	2,202,610	118,859,802	558,781	
<b>Jackson</b>										
Number of Taxpayers	3,039			8	257	135	185	1,274	13	19
Gross Tax	100,350,924			2,233,140	9,835,471	1,030,433	2,393,535	60,194,501	55,773	5,257,949
Gross Sales	1,590,819,835			34,213,725	252,163,823	14,941,320	36,090,200	900,117,724	796,760	75,113,557



# Sales and Tax by Industry Group and County

	Total for County	Agriculture, Forestry, Fishing, and Hunting	Mining, Quarrying, Oil & Gas Extraction	Utilities	Construction	Manufacturing	Wholesale Trade	Retail Trade	Transportation & Warehousing	Information
<b>Jasper</b>										
Number of Taxpayers	292	5	10	12	28	16	18	127		6
Gross Tax	6,639,119	2,949	199,317	157,647	647,565	333,553	259,114	3,773,527		620,231
Gross Sales	105,267,706	42,133	2,847,392	2,475,256	16,885,846	5,120,949	4,483,146	55,280,752		8,860,443
<b>Jefferson</b>										
Number of Taxpayers	136			5	7	5	8	60		
Gross Tax	2,107,977			506,919	241,686	843	3,871	1,055,646		
Gross Sales	35,677,429			9,275,569	6,543,334	12,037	55,303	15,511,106		
<b>Jefferson Davis</b>										
Number of Taxpayers	231			6	13	8	15	114		
Gross Tax	3,693,163			84,189	593,335	419	99,053	2,260,410		
Gross Sales	57,085,854			1,263,504	12,227,296	11,196	1,541,737	32,674,179		
<b>Jones</b>										
Number of Taxpayers	1,800		62	20	151	103	152	803	13	10
Gross Tax	66,403,581		1,971,237	1,990,398	3,336,768	1,809,059	5,169,911	38,240,207	200,514	2,355,723
Gross Sales	1,032,560,723		28,160,533	28,463,907	71,500,118	37,654,798	82,064,484	585,489,215	2,864,484	33,653,179
<b>Kemper</b>										
Number of Taxpayers	142			4	17	5	8	64		
Gross Tax	3,773,836			65,960	1,737,020	208,164	36,634	1,427,930		
Gross Sales	131,204,196			1,050,591	90,603,435	12,734,897	1,076,456	21,470,179		
<b>Lafayette</b>										
Number of Taxpayers	1,413	4		10	165	54	64	571		20
Gross Tax	75,039,116	6,292		1,618,745	14,534,634	430,338	1,247,567	35,618,270		3,985,642
Gross Sales	1,291,125,763	89,888		23,124,928	397,619,501	6,152,714	19,430,637	535,525,583		56,937,749
<b>Lamar</b>										
Number of Taxpayers	1,582	7	5	11	135	76	92	767		14
Gross Tax	84,099,042	21,307	85,053	278,248	3,732,374	871,972	948,771	62,844,293		1,356,018
Gross Sales	1,272,104,319	304,385	1,215,981	4,122,217	84,138,725	12,589,209	14,203,388	932,779,955		19,371,683
<b>Lauderdale</b>										
Number of Taxpayers	2,169			15	164	98	151	988	11	22
Gross Tax	92,299,857			2,593,272	4,859,520	1,142,536	6,325,792	55,943,231	133,618	3,350,526
Gross Sales	1,439,992,780			38,211,869	120,817,178	16,507,266	103,172,283	848,705,139	1,908,832	47,864,663
<b>Lawrence</b>										
Number of Taxpayers	252			6	17	13	13	124		
Gross Tax	4,159,779			91,685	334,647	24,277	80,353	2,614,489		
Gross Sales	64,736,255			1,392,677	9,604,191	418,716	1,147,897	37,628,383		
<b>Leake</b>										
Number of Taxpayers	383	4		10	40	14	31	187		
Gross Tax	11,616,318	1,306		592,123	778,967	125,890	706,699	7,475,698		
Gross Sales	185,581,540	18,651		8,588,170	18,393,153	3,114,243	15,878,225	111,917,609		
<b>Lee</b>										
Number of Taxpayers	3,664	7		13	221	212	298	1,595	22	61
Gross Tax	146,317,747	81,443		3,165,537	4,892,018	2,490,931	10,901,517	87,472,453	59,238	12,857,223
Gross Sales	2,287,405,750	1,163,478		54,932,417	112,813,477	56,830,724	182,505,859	1,338,107,675	846,256	183,674,610
<b>Leflore</b>										
Number of Taxpayers	960	4		7	51	45	66	471	11	
Gross Tax	30,861,867	1,883		1,015,927	1,476,495	481,307	2,510,651	18,340,616	213,836	
Gross Sales	522,249,360	53,795		15,189,742	38,595,525	11,467,058	58,139,604	291,749,523	3,054,797	
<b>Lincoln</b>										
Number of Taxpayers	942		10	5	81	46	59	441		4
Gross Tax	38,881,965		432,527	481,510	1,392,889	431,063	1,692,076	26,061,514		1,369,033
Gross Sales	616,847,267		6,231,914	7,326,878	30,656,714	10,594,225	38,067,926	402,302,324		19,557,613
<b>Lowndes</b>										
Number of Taxpayers	1,863	4	5	10	167	82	122	823	12	18
Gross Tax	69,286,511	10,779	24,649	2,117,015	6,040,812	1,173,493	3,171,199	42,278,499	47,410	2,324,146
Gross Sales	1,129,536,847	153,987	352,126	34,920,830	158,324,663	16,829,325	57,774,674	652,361,847	677,291	33,202,090
<b>Madison</b>										
Number of Taxpayers	3,453	12	12	10	295	163	351	1,570	10	39
Gross Tax	151,191,889	50,926	809,196	2,211,401	8,613,009	1,692,619	6,934,833	90,880,009	11,359	7,295,323
Gross Sales	2,308,970,428	727,509	11,761,807	33,231,264	208,068,359	26,111,539	109,401,256	1,346,403,244	162,278	104,218,903



# Sales and Tax by Industry Group and County

Finance & Insurance	Real Estate, Rental & Leasing	Professional, Scientific, & Technical Services	Management of Companies & Enterprises	Administrative Support, Waste Management, & Remediation Services	Educational Services	Health Care & Social Assistance	Arts, Entertainment, & Recreation	Accommodations & Food Services	Other Services	Public Administration	
				6			5	26	21		Number of Taxpayers
				61,077			1,134	410,944	104,951		Gross Tax
				872,523			16,205	5,870,632	1,553,730		Gross Sales
								32	12		Jefferson
								85,631	12,898		Number of Taxpayers
								1,223,295	184,255		Gross Tax
											Gross Sales
								35	29		Jefferson Davis
								320,250	54,000		Number of Taxpayers
								4,575,001	771,433		Gross Tax
											Gross Sales
8	32	28		32		15	28	197	134	6	Jones
4,444	536,125	49,894		351,638		1,506	125,164	6,553,299	3,515,251	8,836	Number of Taxpayers
63,493	8,205,186	712,772		5,024,092		21,519	1,791,047	93,612,875	50,529,852	126,223	Gross Tax
											Gross Sales
								24	15		Kemper
								112,959	55,358		Number of Taxpayers
								1,613,703	800,511		Gross Tax
											Gross Sales
8	28	78		32	8	11	38	226	90		Lafayette
7,511	249,930	2,190,993		341,777	0	146	236,777	12,360,464	1,826,107		Number of Taxpayers
107,303	4,420,518	31,299,906		4,882,523	0	2,087	3,382,536	176,578,055	26,087,246		Gross Tax
											Gross Sales
8	34	45		41		26	18	200	96		Lamar
21,420	644,626	140,921		407,499		23,906	268,335	10,645,720	1,806,642		Number of Taxpayers
306,000	13,096,177	2,013,164		5,821,418		341,507	3,833,359	152,081,715	25,857,771		Gross Tax
											Gross Sales
12	42	29		43	8	35	73	286	190		Lauderdale
7	1,524,453	162,629		575,140	0	13,762	142,651	12,006,184	3,505,663		Number of Taxpayers
100	28,114,685	2,323,274		8,216,280	0	196,604	2,037,871	171,517,742	50,100,812		Gross Tax
											Gross Sales
				5			5	36	22		Lawrence
				36,146			5,298	446,091	176,594		Number of Taxpayers
				516,376			75,681	6,372,728	2,576,754		Gross Tax
											Gross Sales
	5	5					4	36	34		Leake
	80,951	437					3,918	1,166,663	298,121		Number of Taxpayers
	1,156,439	6,241					55,967	16,666,614	4,278,444		Gross Tax
											Gross Sales
19	130	68		73	7	50	121	554	208		Lee
523,877	2,420,823	663,483		502,701	0	18,450	163,590	15,624,129	4,469,146		Number of Taxpayers
7,484,279	39,845,705	9,478,334		7,181,446	0	263,577	2,336,995	223,201,848	66,579,271		Gross Tax
											Gross Sales
6	11	6		12		4	57	136	69		Leflore
6,000	670,693	31,070		73,778		0	15,893	2,844,052	1,157,462		Number of Taxpayers
85,719	15,250,684	443,854		1,053,974		0	227,045	40,629,312	16,560,307		Gross Tax
											Gross Sales
	28	20		14		8	9	100	109		Lincoln
	418,114	79,808		218,449		0	7,663	3,680,254	2,609,079		Number of Taxpayers
	6,363,688	1,140,119		3,136,563		0	109,474	52,577,834	38,667,866		Gross Tax
											Gross Sales
5	38	36		33	7	16	78	254	150		Lowndes
182	999,702	244,752		447,461	0	0	115,189	7,752,718	2,538,505		Number of Taxpayers
2,594	16,373,948	3,496,457		6,392,298	0	0	1,645,554	110,753,112	36,276,049		Gross Tax
											Gross Sales
15	62	120		75	17	34	52	393	218		Madison
58,719	4,393,211	995,603		1,208,998	372	18,868	260,241	20,623,208	4,863,261		Number of Taxpayers
838,849	64,509,867	14,223,352		17,271,399	5,310	269,549	3,717,734	294,617,263	69,493,634		Gross Tax
											Gross Sales

# Sales and Tax by Industry Group and County

	Total for County	Agriculture, Forestry, Fishing, and Hunting	Mining, Quarrying, Oil & Gas Extraction	Utilities	Construction	Manufacturing	Wholesale Trade	Retail Trade	Transportation & Warehousing	Information
<b>Marion</b>										
Number of Taxpayers	676		27	16	41	48	44	308		
Gross Tax	21,360,460		577,769	1,339,969	1,106,493	869,268	1,477,507	11,943,591		
Gross Sales	337,392,144		8,331,633	25,111,310	26,172,765	14,205,806	27,051,165	178,613,980		
<b>Marshall</b>										
Number of Taxpayers	725	6			71	38	59	366	5	
Gross Tax	16,845,981	19,824			3,177,811	257,469	328,394	9,423,457	30,508	
Gross Sales	284,758,860	283,204			85,025,260	5,798,481	5,283,769	136,264,361	435,835	
<b>Monroe</b>										
Number of Taxpayers	858		7	11	81	50	42	390	5	6
Gross Tax	20,863,026		71,194	235,519	1,963,385	263,351	604,130	13,099,893	2,590	802,652
Gross Sales	334,323,294		1,017,056	3,373,616	46,854,387	4,283,864	12,909,034	197,615,347	36,993	11,466,462
<b>Montgomery</b>										
Number of Taxpayers	277			10	22	15	14	128		
Gross Tax	6,972,739			147,514	549,136	121,472	287,466	4,157,026		
Gross Sales	108,315,116			2,268,021	12,156,185	1,735,310	7,283,476	60,108,804		
<b>Neshoba</b>										
Number of Taxpayers	624	4			56	23	36	318	4	4
Gross Tax	25,743,651	2,072			1,809,551	70,479	1,644,847	17,154,115	4,941	958,492
Gross Sales	424,877,488	37,388			41,789,617	1,363,749	35,944,681	270,777,011	70,591	13,692,749
<b>Newton</b>										
Number of Taxpayers	442			8	37	27	22	222		
Gross Tax	10,035,804			280,968	1,192,332	74,023	143,251	6,467,885		
Gross Sales	161,568,615			4,507,854	31,445,515	1,064,337	2,557,573	95,173,674		
<b>Noxubee</b>										
Number of Taxpayers	299	5		6	29	23	10	143		
Gross Tax	4,713,393	4,911		102,951	458,927	133,466	67,630	2,867,878		
Gross Sales	75,217,745	152,503		1,647,306	10,555,268	3,962,741	1,478,113	41,510,592		
<b>Oktibbeha</b>										
Number of Taxpayers	1,043			13	86	44	48	447		11
Gross Tax	47,195,802			903,614	4,710,259	532,532	1,509,637	25,953,488		2,294,748
Gross Sales	740,610,467			13,713,824	122,410,649	7,612,937	21,736,693	380,076,564		32,782,109
<b>Panola</b>										
Number of Taxpayers	877	4	4	9	71	42	66	428	4	
Gross Tax	32,706,425	2,214	31,237	819,156	1,668,840	273,651	3,024,578	20,736,612	17,054	
Gross Sales	518,530,185	31,626	468,296	12,055,169	39,253,736	3,911,840	59,577,779	315,324,947	243,626	
<b>Pearl River</b>										
Number of Taxpayers	1,296	5	13	8	105	72	118	603	8	11
Gross Tax	36,058,887	1,505	51,741	710,030	1,203,268	196,010	1,542,096	24,528,597	9,002	1,547,463
Gross Sales	559,899,109	21,506	739,157	10,502,728	27,070,775	2,802,161	34,347,949	372,163,086	128,603	22,106,612
<b>Perry</b>										
Number of Taxpayers	177	4		4	16	13	10	95		
Gross Tax	4,011,032	156,492		111,304	561,855	38,254	35,864	2,452,916		
Gross Sales	64,523,634	2,240,670		1,590,098	14,494,799	600,699	512,346	35,650,954		
<b>Pike</b>										
Number of Taxpayers	1,158	4	8	12	75	35	55	592		6
Gross Tax	44,642,639	3,088	176,782	1,032,202	2,199,379	338,573	4,195,399	27,456,374		1,784,109
Gross Sales	710,802,304	44,120	3,632,617	17,667,099	56,104,758	8,649,997	78,107,960	414,059,659		25,487,266
<b>Pontotoc</b>										
Number of Taxpayers	656			14	51	45	33	336	4	
Gross Tax	19,824,811			580,364	1,053,299	150,351	865,242	12,526,171	21,374	
Gross Sales	310,556,715			9,766,830	26,509,858	2,520,111	22,050,968	182,286,031	305,349	
<b>Prentiss</b>										
Number of Taxpayers	584			12	40	27	21	324	5	
Gross Tax	13,478,315			340,380	668,600	175,264	36,233	8,857,440	8,314	
Gross Sales	204,361,810			5,562,859	14,786,239	2,530,673	631,472	131,783,434	118,777	
<b>Quitman</b>										
Number of Taxpayers	167			8	7	5	8	83		
Gross Tax	2,660,880			66,869	1,148,415	337	9,018	987,132		
Gross Sales	55,719,909			1,116,699	32,577,970	19,933	134,035	14,961,571		

# Sales and Tax by Industry Group and County

Finance & Insurance	Real Estate, Rental & Leasing	Professional, Scientific, & Technical Services	Management of Companies & Enterprises	Administrative Support, Waste Management, & Remediation Services	Educational Services	Health Care & Social Assistance	Arts, Entertainment, & Recreation	Accommodations & Food Services	Other Services	Public Administration	
											Marion
	5	12						84	54		Number of Taxpayers
	0	170,605	64,715				8	1,868,582	1,045,915		Gross Tax
	0	2,437,218	925,411				0	26,694,025	15,047,572		Gross Sales
											Marshall
								85	55		Number of Taxpayers
							5	1,365,076	367,152		Gross Tax
							1,852	19,501,088	5,245,035		Gross Sales
							26,453				Monroe
	4	15						101	81	9	Number of Taxpayers
	3,285	105,994	52,103				11	2,073,591	1,157,991	306,484	Gross Tax
	46,931	1,514,204	744,332				0	30,211,229	17,135,586	5,356,627	Gross Sales
											Montgomery
								41	23		Number of Taxpayers
							5	790,516	335,069		Gross Tax
							0	11,293,089	4,788,475		Gross Sales
											Neshoba
								69	56	5	Number of Taxpayers
							7	2,410,089	716,452	0	Gross Tax
							0	34,429,843	10,361,004	0	Gross Sales
											Newton
								43	44		Number of Taxpayers
								990,799	330,912		Gross Tax
								14,154,272	4,727,780		Gross Sales
											Noxubee
								40	25		Number of Taxpayers
								423,391	278,481		Gross Tax
								6,048,450	4,494,806		Gross Sales
											Oktibbeha
								163	93		Number of Taxpayers
								8,863,053	1,229,684		Gross Tax
								126,613,953	17,639,878		Gross Sales
											Panola
								116	73	5	Number of Taxpayers
								3,325,427	736,259	144,592	Gross Tax
								47,506,093	10,517,991	2,113,281	Gross Sales
											Pearl River
								150	111		Number of Taxpayers
								3,889,310	1,827,734		Gross Tax
								55,561,568	26,230,441		Gross Sales
											Perry
								11	12		Number of Taxpayers
								258,017	79,573		Gross Tax
								3,685,957	1,136,760		Gross Sales
											Pike
								157	106	6	Number of Taxpayers
								5,018,182	1,709,223	8,228	Gross Tax
								71,688,316	24,539,747	117,537	Gross Sales
											Pontotoc
								60	69		Number of Taxpayers
								1,831,985	1,028,128		Gross Tax
								26,171,207	14,794,975		Gross Sales
											Prentiss
								59	53		Number of Taxpayers
								1,764,783	790,317		Gross Tax
								25,211,183	11,491,977		Gross Sales
											Quitman
								34	12		Number of Taxpayers
								164,133	14,837		Gross Tax
								2,344,761	211,957		Gross Sales

# Sales and Tax by Industry Group and County

	Total for County	Agriculture, Forestry, Fishing, and Hunting	Mining, Quarrying, Oil & Gas Extraction	Utilities	Construction	Manufacturing	Wholesale Trade	Retail Trade	Transportation & Warehousing	Information
<b>Rankin</b>										
Number of Taxpayers	4,349	6	16	34	428	233	463	1,793	22	34
Gross Tax	228,890,515	17,269	297,474	3,375,825	12,518,658	4,345,312	21,958,267	132,034,688	263,820	8,793,566
Gross Sales	3,558,528,173	246,704	4,249,626	54,017,482	285,383,186	62,678,976	352,641,653	2,011,262,280	3,920,114	125,622,366
<b>Scott</b>										
Number of Taxpayers	621			10	52	23	35	312	5	
Gross Tax	18,250,213			409,067	877,683	292,572	343,082	12,667,078	30,604	
Gross Sales	295,014,972			6,565,258	20,880,858	7,396,368	6,546,811	201,219,315	437,195	
<b>Sharkey</b>										
Number of Taxpayers	135				11		16	64		
Gross Tax	2,364,453				126,124		273,034	1,391,386		
Gross Sales	46,670,021				3,357,333		14,219,348	20,337,056		
<b>Simpson</b>										
Number of Taxpayers	651		7	11	51	19	41	323		4
Gross Tax	16,964,668		52,935	300,985	1,294,904	90,079	866,442	10,541,884		845,198
Gross Sales	264,235,322		756,218	5,144,895	31,418,051	2,818,930	16,777,724	152,754,018		12,074,262
<b>Smith</b>										
Number of Taxpayers	250	5	8	15	34	18	10	99		
Gross Tax	4,999,262	14,424	124,482	1,005,523	629,203	28,018	18,087	2,176,807		
Gross Sales	96,888,937	206,057	1,791,670	21,790,567	15,891,652	407,885	555,323	32,292,373		
<b>Stone</b>										
Number of Taxpayers	399			6	41	22	26	168		
Gross Tax	11,774,608			224,222	705,987	149,963	226,936	8,159,991		
Gross Sales	188,207,965			3,444,316	17,950,905	3,994,017	6,362,692	123,489,496		
<b>Sunflower</b>										
Number of Taxpayers	581			5	30	17	61	285	4	
Gross Tax	13,606,992			408,467	696,593	155,217	916,827	8,246,889	70,593	
Gross Sales	224,913,663			6,140,644	17,134,939	5,288,090	26,405,884	123,682,746	1,008,469	
<b>Tallahatchie</b>										
Number of Taxpayers	266			9	23	5	9	138		
Gross Tax	3,588,732			120,133	406,465	75,780	281,598	1,961,997		
Gross Sales	62,864,838			1,777,628	11,339,280	4,426,492	5,602,062	28,719,803		
<b>Tate</b>										
Number of Taxpayers	576			5	54	29	54	265		
Gross Tax	15,716,040			296,457	1,382,928	260,205	155,303	10,373,549		
Gross Sales	248,676,286			4,700,168	35,908,657	3,721,212	2,797,814	154,905,247		
<b>Tippah</b>										
Number of Taxpayers	507			12	33	23	23	275		
Gross Tax	11,181,065			382,642	554,169	27,936	159,631	7,651,273		
Gross Sales	174,206,062			5,468,064	13,681,294	553,916	3,537,804	116,458,799		
<b>Tishomingo</b>										
Number of Taxpayers	529			10	23	30	33	285	6	4
Gross Tax	10,356,636			393,489	420,248	491,131	407,255	6,200,449	10,750	497,960
Gross Sales	162,413,121			5,880,690	11,166,818	12,359,453	8,718,081	89,187,679	153,565	7,113,720
<b>Tunica</b>										
Number of Taxpayers	343				13	7	15	164		
Gross Tax	10,550,034				288,145	95,268	396,205	2,696,300		
Gross Sales	173,578,750				7,024,161	5,933,299	19,243,708	40,135,259		
<b>Union</b>										
Number of Taxpayers	679			7	67	37	29	325	5	4
Gross Tax	20,737,991			11,044	1,017,787	90,635	894,980	13,591,334	32,667	637,409
Gross Sales	317,771,475			163,768	22,496,046	1,667,750	13,628,329	203,702,819	466,676	9,105,847
<b>Walthall</b>										
Number of Taxpayers	298		4		22	20	15	145		
Gross Tax	4,601,310		59,165		365,831	48,569	369,517	2,573,295		
Gross Sales	69,330,265		1,071,315		7,198,508	807,469	5,429,830	37,680,366		
<b>Warren</b>										
Number of Taxpayers	1,225	4	8	6	107	58	78	560	7	13
Gross Tax	49,934,895	52	10,045	1,332,039	4,990,311	331,732	1,661,024	29,195,915	20,107	2,058,710
Gross Sales	805,930,444	742	143,506	19,932,274	131,887,641	4,966,731	29,770,581	441,071,450	287,245	29,410,140

# Sales and Tax by Industry Group and County

Finance & Insurance	Real Estate, Rental & Leasing	Professional, Scientific, & Technical Services	Management of Companies & Enterprises	Administrative Support, Waste Management, & Remediation Services	Educational Services	Health Care & Social Assistance	Arts, Entertainment, & Recreation	Accommodations & Food Services	Other Services	Public Administration	
	13	104	113		144	18	49	53	480	339	7
193,706	3,830,615	611,454		5,811,674	0	52,562	517,642	23,951,335	10,290,680	25,970	Gross Tax
2,767,227	65,684,619	8,735,859		83,071,596	0	750,884	7,394,880	342,161,935	147,567,790	370,997	Gross Sales
5	9	7		6			7	74	66	4	Scott Number of Taxpayers
0	148,438	9,948		41,904			19,480	2,067,413	652,844	13,582	Gross Tax
0	2,120,548	142,110		598,628			278,279	29,534,475	9,436,541	194,030	Gross Sales
								19	10		Sharkey Number of Taxpayers
								131,219	85,382		Gross Tax
								1,874,553	1,462,790		Gross Sales
	21	5		12		4	4	77	64		Simpson Number of Taxpayers
	235,657	35,472		44,314		0	580	2,183,088	462,894		Gross Tax
	3,377,458	506,743		633,059		0	8,279	31,186,975	6,632,495		Gross Sales
				4				21	26		Smith Number of Taxpayers
				23,652				243,415	398,542		Gross Tax
				337,890				3,477,361	15,322,337		Gross Sales
	11	9		10		5	13	41	39		Stone Number of Taxpayers
	66,198	11,844		54,537		0	27,115	1,374,526	300,500		Gross Tax
	945,682	169,205		781,213		0	387,358	19,636,089	4,292,856		Gross Sales
	6			6			21	88	43		Sunflower Number of Taxpayers
	109,529			62,945			31,926	1,401,780	421,155		Gross Tax
	1,577,434			899,215			456,079	20,025,434	6,218,161		Gross Sales
				6			4	43	26		Tallahatchie Number of Taxpayers
				106,207			700	200,889	77,850		Gross Tax
				1,525,267			9,998	2,869,849	1,112,150		Gross Sales
	7	4		9	5		8	55	62	5	Tate Number of Taxpayers
	161,154	145		90,717	0		4,910	1,721,854	468,447	0	Gross Tax
	2,483,286	2,066		1,295,955	0		70,143	24,597,921	6,732,920	0	Gross Sales
	10			9		4	8	51	42		Tippah Number of Taxpayers
	132,284			102,109		0	6,990	1,135,879	341,230		Gross Tax
	1,898,852			1,458,696		0	99,861	16,226,837	4,896,877		Gross Sales
	9	5		5			9	62	38		Tishomingo Number of Taxpayers
	32,370	14,455		32,046			393,955	1,159,336	268,945		Gross Tax
	462,431	206,506		457,803			5,627,924	16,561,937	3,980,539		Gross Sales
	6						6	87	28		Tunica Number of Taxpayers
	4,802						95,173	6,570,068	30,293		Gross Tax
	68,602						1,359,620	93,858,119	583,183		Gross Sales
	7	8		5		6	14	78	59	5	Union Number of Taxpayers
	36,481	173,509		166,419		0	5,148	2,889,871	586,160	540,934	Gross Tax
	521,160	2,705,669		2,377,418		0	73,545	41,283,872	8,465,585	10,204,256	Gross Sales
	7						4	34	30		Walthall Number of Taxpayers
	42,710	4,025					1,080	532,305	116,199		Gross Tax
	610,142	57,507					15,433	7,604,363	1,665,519		Gross Sales
	6	22		13		8	27	200	91		Warren Number of Taxpayers
	98,711	787,329		268,976		0	173,604	7,483,274	1,497,748		Gross Tax
	1,410,150	11,983,516		3,842,511		0	2,480,052	106,903,913	21,478,295		Gross Sales

## Sales and Tax by Industry Group and County

Total for County	Agriculture, Forestry, Fishing, and Hunting	Mining, Quarrying, Oil & Gas Extraction	Utilities	Construction	Manufacturing	Wholesale Trade	Retail Trade	Transportation & Warehousing	Information
	Washington								
Number of Taxpayers	1,586	8	8	82	57	165	713	8	9
Gross Tax	43,621,287	38,368	1,162,980	1,879,707	564,983	3,193,754	26,468,151	101,041	2,218,703
Gross Sales	687,431,864	621,551	18,285,956	45,853,586	10,470,297	64,449,871	396,719,680	1,443,444	31,695,754
Wayne									
Number of Taxpayers	518	5	10	6	36	19	44	255	
Gross Tax	13,476,252	44,217	281,951	259,620	617,036	205,542	491,024	8,624,881	
Gross Sales	207,365,523	631,666	4,092,536	4,237,979	14,851,030	3,465,838	11,840,097	125,889,156	
Webster									
Number of Taxpayers	257			5	23	10	14	135	
Gross Tax	3,867,553			92,282	212,983	80,420	195,190	2,297,814	
Gross Sales	56,989,911			1,320,841	4,038,604	1,187,173	2,993,396	32,961,076	
Wilkinson									
Number of Taxpayers	216		4	6	14	11	4	105	4
Gross Tax	3,528,660		3,857	68,063	268,153	12,472	205,167	2,312,939	13,915
Gross Sales	58,231,690		55,100	1,014,284	5,651,340	178,178	6,322,378	35,123,342	198,791
Winston									
Number of Taxpayers	411	4		9	36	26	20	209	
Gross Tax	13,246,610	2,165		18,483	1,844,012	264,390	290,400	8,033,008	
Gross Sales	222,160,930	30,929		285,641	46,348,742	5,281,397	5,572,736	124,554,266	
Yalobusha									
Number of Taxpayers	297			8	25	11	16	145	
Gross Tax	4,501,566			144,098	457,167	5,329	42,702	2,923,588	
Gross Sales	70,166,457			2,183,631	11,713,654	76,130	677,069	42,001,915	
Yazoo									
Number of Taxpayers	644	6	6	10	62	30	42	305	6
Gross Tax	13,349,065	3,784	2,066	503,784	1,515,912	142,848	1,351,726	6,975,542	41,178
Gross Sales	227,928,261	130,258	29,517	7,904,500	37,275,743	2,111,441	33,799,353	104,966,117	588,251
Total For Counties									
Number of Taxpayers	78,214	267	410	696	6,066	3,609	6,308	35,116	411
Gross Tax	\$2,887,626,825	\$1,082,562	\$8,315,854	\$72,808,652	\$202,359,801	\$37,297,558	\$171,073,414	\$1,682,364,756	\$3,158,854
Gross Sales	\$45,727,956,470	\$17,217,509	\$128,224,506	\$1,124,387,498	\$5,106,777,133	\$639,615,975	\$2,972,103,894	\$25,457,971,336	\$47,118,735
Out Of State									
Number of Taxpayers	15,086	14	287	74	4,514	1,174	2,686	3,348	42
Gross Tax	\$225,990,973	\$90,714	\$2,002,237	\$173,460	\$11,097,335	\$10,563,232	\$50,021,670	\$73,086,112	\$419,856
Gross Sales	\$3,401,278,747	\$1,295,917	\$28,606,703	\$2,527,359	\$164,456,644	\$166,916,192	\$800,046,611	\$1,096,202,724	\$6,083,882
Total For State									
Number of Taxpayers	93,300	281	697	770	10,580	4,783	8,994	38,464	453
Gross Tax	\$3,113,617,798	\$1,173,276	\$10,318,091	\$72,982,112	\$213,457,136	\$47,860,790	\$221,095,084	\$1,755,450,868	\$3,578,710
Gross Sales	\$49,129,235,217	\$18,513,426	\$156,831,209	\$1,126,914,857	\$5,271,233,777	\$806,532,167	\$3,772,150,505	\$26,554,174,060	\$53,202,618

# Sales and Tax by Industry Group and County

Finance & Insurance	Real Estate, Rental & Leasing	Professional, Scientific, & Technical Services	Management of Companies & Enterprises	Administrative Support, Waste Management, & Remediation Services	Educational Services	Health Care & Social Assistance	Arts, Entertainment, & Recreation	Accommodations & Food Services	Other Services	Public Administration		
		16	13		20		10	90	215	159	8	Washington
	339,443	13,944		499,351		0	435,556	4,672,989	1,831,793	114,910	Number of Taxpayers	
	5,301,252	199,206		7,133,592		0	6,222,232	66,756,984	28,577,965	1,641,573	Gross Tax	
											Gross Sales	
	10	5		10			4	53	51		Wayne	
	124,382	34,890		95,341			9,496	1,312,219	327,712		Number of Taxpayers	
	1,886,627	498,433		1,362,019			135,663	18,745,989	4,757,907		Gross Tax	
											Gross Sales	
											Webster	
		4		6				22	23		Number of Taxpayers	
		11,318		45,649				419,692	175,184		Gross Tax	
		161,689		652,136				5,995,607	2,570,941		Gross Sales	
											Wilkinson	
								41	16		Number of Taxpayers	
								269,533	189,658		Gross Tax	
								3,850,465	3,196,351		Gross Sales	
											Winston	
	6	5					4	43	37		Number of Taxpayers	
	262,766	8,977					946	1,189,589	578,841		Gross Tax	
	3,924,564	128,236					13,511	16,994,129	8,269,161		Gross Sales	
											Yalobusha	
	5			5			4	33	30	4	Number of Taxpayers	
	16,037			61,199			238	360,484	78,903	0	Gross Tax	
	229,101			874,269			3,399	5,149,766	1,127,182	0	Gross Sales	
											Yazoo	
	7	5		10			19	88	43		Number of Taxpayers	
	110,799	19,048		55,213			6,885	1,489,394	286,621		Gross Tax	
	1,582,846	365,937		788,754			98,362	21,277,059	4,949,210		Gross Sales	
											Total For Counties	
	278	1,588	1,336	11	1,393	249	704	2,153	10,473	6,317	222	Number of Taxpayers
	\$1,922,788	\$38,611,868	\$8,406,708	\$58,261	\$22,187,008	\$5,738	\$222,823	\$8,537,187	\$366,535,725	\$101,475,513	\$3,822,729	Gross Tax
	\$27,468,715	\$617,663,892	\$120,839,259	\$834,991	\$318,190,134	\$81,971	\$3,183,184	\$121,962,797	\$5,237,039,138	\$1,478,074,971	\$60,923,623	Gross Sales
												Out Of State
	146	810	524	4	468	30	78	65	35	316	13	Number of Taxpayers
	\$2,704,957	\$32,221,601	\$4,558,435	\$538	\$6,517,783	\$415	\$0	\$155,447	\$834,997	\$2,281,244	\$456	Gross Tax
	\$39,414,005	\$471,459,304	\$65,139,943	\$7,679	\$93,150,754	\$5,930	\$0	\$2,220,672	\$11,928,530	\$33,792,538	\$13,021	Gross Sales
												Total For State
	424	2,398	1,860	15	1,861	279	782	2,218	10,508	6,633	235	Number of Taxpayers
	\$4,627,745	\$70,833,470	\$12,965,143	\$58,798	\$28,704,791	\$6,153	\$222,823	\$8,692,634	\$367,370,722	\$103,756,756	\$3,823,185	Gross Tax
	\$66,882,720	\$1,089,123,196	\$185,979,202	\$842,670	\$411,340,888	\$87,901	\$3,183,184	\$124,183,469	\$5,248,967,668	\$1,511,867,508	\$60,936,644	Gross Sales






# Income Tax

Income Tax Summary	page 95
Who Pays Income Tax?	page 96
Individual Check-Offs & Offsets	page 97
Individual Income by County	page 98
Corporate & Franchise by Industry	page 99
Corporate Tax Credits	page 99
Corporate & Franchise by County	page 100

A call center employee assisting taxpayers.



A cluster of small magnolia trees



## Income Taxes Support the State General Fund

Mississippi enacted the state's first income tax in 1912. At that time, the tax rate was ½ of 1% imposed on all net income in excess of \$2,500. Over 100 years later, the laws have been amended numerous times providing exemptions, deductions, exclusions, inclusions and various filing status classifications. Income tax is imposed on the net taxable income of individuals, corporations, estates and trusts.

The chart below provides the amounts transferred to the State's General Fund and which revenues are utilized by other agencies to provide services to the citizens of Mississippi, such as education and public safety.

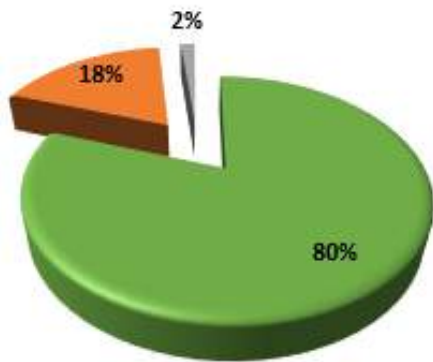
Individual Income Tax	FY 2017	FY 2016	Change
General Fund	\$1,781,661,110	\$1,769,430,613	0.69%
Job Incentive Withholding Rebate	\$28,856,117	\$27,306,242	5.68%
Income Tax Production Company Rebate	\$12,559,869	\$4,981,409	152.13%
SMART Business Incentive	\$0	\$62,225	-100.00%
Tax Refunds	\$397,658,967	\$371,778,371	6.96%
Income Tax Withheld Collection Fee	\$757,836	\$793,629	-4.51%

<b>Total Individual Income Tax Transfers</b>	<b>\$2,221,493,898</b>	<b>\$2,174,352,488</b>	<b>2.17%</b>
--	------------------------	------------------------	--------------

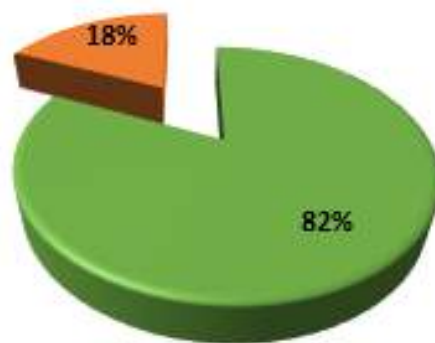
Corporate and Franchise Tax	FY 2017	FY 2016	
General Fund	\$563,983,230	\$596,260,201	-5.41%
Tax Refunds	\$125,157,089	\$75,745,684	65.23%

<b>Total Corporate Tax Transfers</b>	<b>\$689,140,319</b>	<b>\$672,005,885</b>	<b>2.55%</b>
--------------------------------------	----------------------	----------------------	--------------

Individual Income Transfers



Corporate and Franchise Transfers



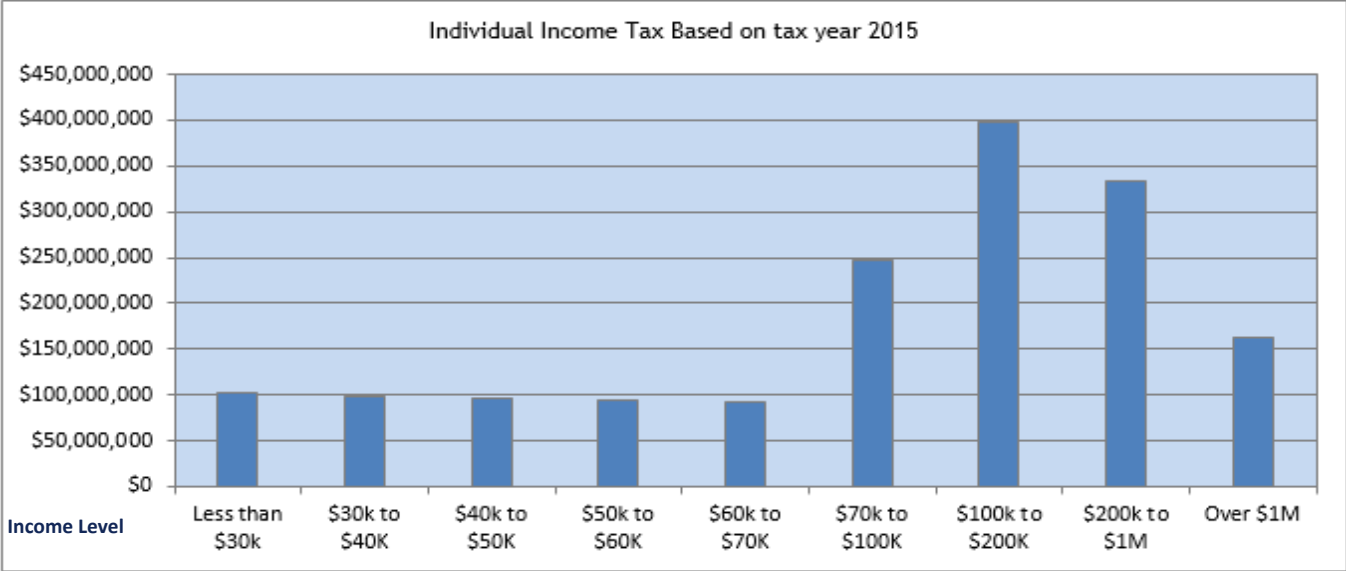
■ State General Fund   
 ■ Tax Refunds   
 ■ Other Transfers

“There is hereby assessed and levied...upon the entire net income of every resident individual, corporation, association, trust or estate...a tax at the following rates:

- On the first Five Thousand Dollars (\$ 5,000.00) of taxable income, or any part thereof, at the rate of three percent (3%);
- On the next Five Thousand Dollars (\$ 5,000.00) of taxable income, or any part thereof, at the rate of four percent (4%); and
- On all taxable income in excess of Ten Thousand Dollars (\$ 10,000.00), at the rate of five percent (5%).”

MCA §27-7-5

# Who Pays Income Tax?



Income Level of Taxpayers	Tax Paid	%	Number of Taxpayers	%
Less than \$30k	\$102,338,921	6.29%	448,370	36.61%
\$30k to \$40K	\$97,990,374	6.02%	151,187	12.34%
\$40k to \$50K	\$97,205,718	5.97%	111,259	9.08%
\$50k to \$60K	\$94,685,266	5.82%	88,307	7.21%
\$60k to \$70K	\$92,262,909	5.67%	73,882	6.03%
\$70k to \$100K	\$247,304,257	15.20%	156,544	12.78%
\$100k to \$200K	\$398,775,103	24.51%	150,738	12.31%
\$200k to \$1M	\$332,668,941	20.45%	41,838	3.42%
Over \$1M	\$163,650,262	10.06%	2,611	0.21%
	<b>\$1,626,881,751</b>	<b>100%</b>	<b>1,224,736</b>	<b>100%</b>

81.7% of Individual Income tax is paid by those making over \$50,000 annually. They represent 42% of the total number of taxpayers.

55% of the tax is paid by those making over \$100,000 annually. They represent 16% of the total number of taxpayers.

448,370 taxpayers (37%) reported income of less than \$30,000 annually. Together they paid 6.29% of the total tax.

## Corporate Income Tax based on tax year 2015

Number of Corporate Taxpayers	Total Income Tax Liability	Tax Due
38,896	Zero	\$0
15,251	Less than \$150	\$318,239
1,578	From \$150 to \$350	\$378,083
12,117	Over \$350	\$304,457,831
<b>Total</b>	<b>67,842</b>	<b>\$305,154,153</b>

18% of taxpayers pay 99% of the Corporate Income Tax.



# Individual Income

## Voluntary Check Offs

An Individual Income Taxpayer may designate a portion of an income tax refund to authorized organizations.

Organization	FY 2017	FY 2016
Wildlife Heritage Fund	\$10,121	\$8,383
Educational Trust Fund	\$17,982	\$10,724
Commission for Volunteer Service Fund	\$4,580	\$3,542
MS Burn Care Fund	\$20,020	\$16,113
Military Family Relief Fund	\$0	\$11,128
MS Wildlife, Fisheries and Parks Foundation	\$22,453	\$15,557
MS Bicentennial Celebration Fund	\$3,029	\$2,777
<b>Total Checkoffs</b>	<b>\$78,185</b>	<b>\$68,224</b>

## Offsets

An Individual Income Tax refund may be offset or reduced by a taxpayer's delinquent debt due to state agencies or universities.

Organization	FY 2017	FY 2016
Institute of Higher Learning	\$77,247	\$76,610
University of Mississippi	\$156,239	\$149,666
Jackson State University	\$6,783	\$5,325
Department of Human Services	\$706,444	\$78,696
Medicaid	\$0	\$0
MS Dept of Employment Security	\$1,501,542	\$1,915,804
Collection Fee (DOR)	\$239,840	\$249,503
<b>Total Offsets</b>	<b>\$2,688,095</b>	<b>\$2,475,604</b>

814,144 Individual Tax Refunds Issued

\$393,277,257 Returned to MS Taxpayers

(Tax Year 2015 filed in Calendar 2016)

## Individual Income Tax by County

County	Returns			County	Returns		
	Filed	Gross Income Tax	Net Taxable Income		Filed	Gross Income Tax	Net Taxable Income
Adams	11,036	\$15,964,640	\$342,791,145	Marshall	12,608	\$11,478,456	\$257,304,513
Alcorn	11,928	\$14,420,436	\$317,028,726	Monroe	12,299	\$13,573,898	\$301,964,408
Amite	3,648	\$4,760,786	\$103,658,871	Montgomery	3,783	\$3,509,819	\$78,588,673
Attala	6,408	\$6,825,291	\$151,002,204	Neshoba	9,095	\$11,171,308	\$245,257,097
Benton	2,324	\$1,951,937	\$44,301,601	Newton	7,289	\$8,381,887	\$185,614,989
Bolivar	11,624	\$13,410,230	\$293,574,849	Noxubee	3,486	\$2,775,939	\$62,547,451
Calhoun	5,124	\$4,719,731	\$106,636,154	Oktibbeha	15,154	\$20,313,162	\$442,168,291
Carroll	3,036	\$4,157,407	\$90,556,193	Panola	12,284	\$12,520,321	\$276,926,995
Chickasaw	6,636	\$5,763,242	\$130,094,538	Pearl River	17,251	\$22,197,359	\$484,870,297
Choctaw	3,496	\$3,451,393	\$77,319,320	Perry	3,903	\$4,277,256	\$94,534,003
Claiborne	2,914	\$2,353,854	\$52,676,379	Pike	14,159	\$15,163,583	\$332,820,176
Clarke	5,470	\$6,855,112	\$150,289,397	Pontotoc	10,742	\$11,252,652	\$253,377,061
Clay	7,087	\$8,262,005	\$180,342,094	Prentiss	9,141	\$8,919,440	\$200,281,333
Coahoma	7,977	\$8,688,641	\$189,331,558	Quitman	2,284	\$2,031,633	\$45,061,568
Copiah	9,606	\$9,936,513	\$220,617,520	Rankin	54,641	\$98,283,067	\$2,122,996,618
Covington	6,770	\$7,416,767	\$163,496,463	Scott	9,482	\$9,418,411	\$210,840,875
Desoto	63,856	\$100,078,435	\$2,173,587,103	Sharkey	1,374	\$1,425,524	\$31,318,677
Forrest	28,923	\$43,408,486	\$934,300,830	Simpson	8,871	\$10,261,218	\$226,223,560
Franklin	2,776	\$3,386,929	\$74,318,228	Smith	4,969	\$6,235,881	\$137,234,711
George	7,885	\$11,266,940	\$245,656,489	Stone	5,665	\$6,473,575	\$143,438,952
Greene	3,298	\$4,137,885	\$90,851,888	Sunflower	7,507	\$7,119,327	\$156,870,328
Grenada	8,428	\$9,634,438	\$211,853,206	Tallahatchie	4,011	\$4,074,916	\$89,340,475
Hancock	14,596	\$19,861,638	\$431,816,503	Tate	9,392	\$10,759,083	\$237,939,504
Harrison	68,590	\$85,876,276	\$1,877,090,494	Tippah	7,959	\$7,776,053	\$174,903,453
Hinds	91,026	\$123,091,730	\$2,662,663,666	Tishomingo	6,790	\$6,995,633	\$157,078,462
Holmes	6,108	\$3,788,074	\$87,426,730	Tunica	3,738	\$4,354,126	\$94,212,066
Humphreys	2,712	\$2,759,949	\$60,361,095	Union	9,908	\$11,125,133	\$248,006,742
Issaquena	439	\$500,143	\$10,926,109	Walthall	4,613	\$4,920,380	\$107,926,988
Itawamba	7,579	\$8,157,635	\$183,430,492	Warren	17,401	\$23,406,498	\$509,534,578
Jackson	48,965	\$73,414,612	\$1,591,010,276	Washington	16,376	\$18,079,659	\$394,920,383
Jasper	5,949	\$6,661,792	\$147,047,808	Wayne	7,247	\$10,766,200	\$231,696,926
Jefferson	2,336	\$1,700,327	\$38,433,820	Webster	3,292	\$3,827,403	\$84,717,827
Jefferson Davis	4,121	\$3,668,700	\$81,551,573	Wilkinson	2,497	\$2,536,204	\$55,877,018
Jones	22,970	\$34,281,210	\$741,954,548	Winston	6,194	\$6,811,381	\$150,442,667
Kemper	2,803	\$2,129,812	\$48,587,143	Yalobusha	4,749	\$4,220,337	\$95,064,647
Lafayette	16,123	\$31,287,439	\$666,508,159	Yazoo	7,826	\$8,714,069	\$191,803,340
Lamar	19,296	\$40,024,788	\$852,318,115				
Lauderdale	27,639	\$40,356,861	\$871,898,948	<b>Total For Counties</b>	<b>1,035,988</b>	<b>\$1,433,597,196</b>	<b>\$31,151,478,877</b>
Lawrence	4,425	\$5,971,241	\$129,934,099				
Leake	7,108	\$7,976,544	\$176,199,627	<b>Total Out-Of-State</b>	<b>133,308</b>	<b>\$157,448,768</b>	<b>\$3,384,285,579</b>
Lee	34,120	\$52,271,082	\$1,130,765,751				
Leflore	9,652	\$11,798,347	\$255,652,255	<b>GRAND TOTAL</b>	<b>1,169,296</b>	<b>\$1,591,045,964</b>	<b>\$34,535,764,456</b>
Lincoln	11,987	\$17,549,342	\$380,658,739				
Lowndes	20,355	\$28,654,546	\$619,919,518				
Madison	40,024	\$113,948,332	\$2,390,664,484				
Marion	8,835	\$11,864,887	\$256,668,514				



# Corporate Income and Franchise

## By Industry Group

Industry Group	Number of Taxpayers	Taxes Before		Taxes After		
		Income Tax	Franchise Tax	Credits	Tax Credits	Credits
Agricultural	3,485	\$4,165,761	\$4,429,451	\$8,595,212	\$71,498	\$8,523,714
Mining	1,025	\$2,031,192	\$8,731,829	\$10,763,020	\$128,869	\$10,634,151
Construction	6,792	\$8,894,746	\$6,147,350	\$15,042,096	\$408,042	\$14,634,054
Manufacturing	6,222	\$141,523,744	\$92,673,460	\$234,197,174	\$23,509,998	\$210,687,176
Public Utilities	2,039	\$8,532,603	\$26,857,965	\$35,390,567	\$1,588,789	\$33,801,778
Wholesale & Retail Trade	8,410	\$82,771,318	\$43,897,129	\$126,668,447	\$33,604,813	\$93,063,634
Finance, Insurance & Real Estate	9,066	\$57,393,829	\$45,571,664	\$102,965,492	\$8,483,508	\$94,481,984
Services	18,827	\$70,501,433	\$44,753,834	\$115,255,267	\$18,672,639	\$96,582,628
Miscellaneous	11,976	\$8,127,573	\$8,099,014	\$16,226,586	\$13,465	\$16,213,121
<b>Totals</b>	<b>67,842</b>	<b>\$383,942,197</b>	<b>\$281,161,695</b>	<b>\$665,103,863</b>	<b>\$86,481,621</b>	<b>\$578,622,241</b>

## Corporate Income Tax Credits

Type of Credit	FY 2017	# Accounts	FY 2016	# Accounts	FY 2015	# Accounts
Finance Company Privilege	\$586,749	53	\$698,789	58	\$337,053	63
Jobs Tax	\$14,504,157	33	\$9,092,351	31	\$2,494,462	27
Ad Valorem	\$16,024,119	715	\$12,110,475	766	\$10,718,973	740
Gaming	\$12,676,433	12	\$8,816,199	9	\$7,715,567	9
Manufacturing Investment	\$3,737,110	29	\$11,234,110	24	\$11,704,859	21
Bank Share	\$373,020	11	\$382,785	11	\$516,676	11
Rural Economic Development (RED)	\$13,174,153	28	\$11,027,973	33	\$10,796,344	21
Broadband Technology	\$15,070,168	56	\$9,428,329	62	\$7,838,686	46
New Market	\$4,169,851	8	\$5,627,660	10	\$5,127,053	12
* All Other Credits	\$6,165,861	24	\$1,322,405	10	\$3,093,576	12
<b>Total Corporate Credits</b>	<b>\$86,481,621</b>	<b>969</b>	<b>\$69,741,076</b>	<b>1,014</b>	<b>\$60,343,249</b>	<b>962</b>

### \*All Other Credits

The amounts of credits taken by three or less taxpayers are grouped together in order to protect the confidentiality of each taxpayer's financial information. The below listing provides the remaining Corporate Tax Credits available of which nine have been utilized at least once in the past three years.

Airport Cargo Charges Credit	Historical Rehab Credit	Prekindergarten Credit
Brownfield	Import Credit	Premium Retaliatory Insurance Credit
Child Care Credit	Insurance Guaranty Fund	R & D Skills
Enterprise Tax Credit	Job Training Credit	Reforestation
Export Credit	Land Donation	TANF Credit
Financial Institution New Jobs Tax Credit	National Headquarters Credit	

The above statistics are based on the Tax Year as reported.

## Corporate Income and Franchise Tax by County

County	Number of Taxpayers	Taxes Before		Taxes After		
		Income Tax	Franchise Tax	Credits	Tax Credits	Credits
Adams	415	\$203,344	\$454,056	\$657,400	\$23,126	\$634,274
Alcorn	491	\$237,462	\$505,420	\$742,882	\$192,942	\$549,940
Amite	101	\$14,395	\$39,858	\$54,253	\$2,424	\$51,829
Attala	162	\$52,742	\$187,887	\$240,628	\$19,957	\$220,671
Benton	39	\$18,316	\$12,754	\$31,070	\$0	\$31,070
Bolivar	725	\$659,490	\$446,191	\$1,105,681	\$91,105	\$1,014,576
Calhoun	200	\$61,323	\$110,361	\$171,684	\$7,338	\$164,346
Carroll	65	\$1,596	\$44,487	\$46,083	\$9,935	\$36,148
Chickasaw	278	\$35,385	\$209,960	\$245,346	\$3,104	\$242,242
Choctaw	73	\$11,979	\$41,498	\$53,478	\$0	\$53,478
Claiborne	83	\$7,907	\$4,311,999	\$4,319,906	\$0	\$4,319,906
Clarke	94	\$34,809	\$33,377	\$68,186	\$0	\$68,186
Clay	154	\$117,040	\$231,791	\$348,832	\$6,623	\$342,209
Coahoma	649	\$701,911	\$710,673	\$1,412,583	\$9,387	\$1,403,196
Copiah	268	\$88,089	\$168,224	\$256,312	\$7,865	\$248,447
Covington	195	\$106,266	\$224,611	\$330,877	\$3,038	\$327,839
Desoto	1,097	\$1,131,479	\$871,628	\$2,003,107	\$13,630	\$1,989,477
Forrest	942	\$1,035,326	\$1,442,392	\$2,477,718	\$151,682	\$2,326,036
Franklin	74	\$20,654	\$64,406	\$85,060	\$6,140	\$78,920
George	176	\$117,146	\$123,951	\$241,097	\$0	\$241,097
Greene	93	\$12,818	\$31,290	\$44,108	\$0	\$44,108
Grenada	254	\$135,395	\$226,816	\$362,211	\$9,251	\$352,960
Hancock	362	\$742,063	\$383,920	\$1,125,984	\$559,093	\$566,891
Harrison	2,253	\$982,865	\$5,395,815	\$6,378,680	\$58,347	\$6,320,333
Hinds	3,742	\$4,481,924	\$12,754,969	\$17,236,893	\$3,562,996	\$13,673,897
Holmes	128	\$60,915	\$121,222	\$182,137	\$143	\$181,994
Humphreys	143	\$36,135	\$252,914	\$289,049	\$0	\$289,049
Issaquena	27	\$16,026	\$6,615	\$22,641	\$0	\$22,641
Itawamba	242	\$43,225	\$262,379	\$305,605	\$177	\$305,428
Jackson	1,325	\$732,879	\$1,635,077	\$2,367,956	\$48,411	\$2,319,545
Jasper	155	\$95,487	\$304,598	\$400,085	\$31,009	\$369,076
Jefferson	41	\$107,374	\$53,408	\$160,782	\$40,536	\$120,246
Jefferson Davis	74	\$28,107	\$58,483	\$86,590	\$1,917	\$84,673
Jones	635	\$12,657,166	\$3,601,964	\$16,259,130	\$2,507,984	\$13,751,146
Kemper	63	\$26,635	\$62,765	\$89,401	\$2,812	\$86,589
Lafayette	715	\$412,669	\$451,714	\$864,383	\$21,651	\$842,732
Lamar	733	\$133,960	\$371,649	\$505,610	\$11,007	\$494,603
Lauderdale	988	\$661,211	\$1,623,346	\$2,284,557	\$195,681	\$2,088,876
Lawrence	79	\$6,914	\$30,097	\$37,011	\$750	\$36,261
Leake	124	\$78,903	\$99,850	\$178,753	\$20,520	\$158,233
Lee	1,445	\$6,001,334	\$4,767,860	\$10,769,193	\$295,322	\$10,473,871
Leflore	563	\$616,784	\$966,649	\$1,583,434	\$87,240	\$1,496,194
Lincoln	504	\$1,515,125	\$687,738	\$2,202,864	\$1,198,409	\$1,004,455
Lowndes	727	\$801,691	\$949,904	\$1,751,595	\$41,455	\$1,710,140
Madison	2,621	\$3,485,938	\$3,885,959	\$7,371,897	\$789,678	\$6,582,219
Marion	371	\$7,299	\$527,665	\$534,964	\$990	\$533,974

## Corporate Income and Franchise Tax by County

County	Number of Taxpayers	Income Tax	Franchise Tax	Taxes Before		Taxes After
				Credits	Tax Credits	Credits
Marshall	163	\$84,637	\$388,566	\$473,204	\$5,391	\$467,813
Monroe	338	\$283,956	\$239,778	\$523,734	\$52,193	\$471,541
Montgomery	83	\$18,020	\$83,048	\$101,067	\$0	\$101,067
Neshoba	240	\$1,020,579	\$739,628	\$1,760,207	\$101,296	\$1,658,911
Newton	141	\$59,987	\$76,090	\$136,077	\$10,201	\$125,876
Noxubee	85	\$29,320	\$121,808	\$151,128	\$0	\$151,128
Oktibbeha	394	\$3,312,556	\$264,189	\$3,576,744	\$1,775,334	\$1,801,410
Panola	299	\$194,746	\$322,857	\$517,603	\$27,602	\$490,001
Pearl River	472	\$584,744	\$743,665	\$1,328,409	\$6,069	\$1,322,340
Perry	66	\$12,379	\$58,336	\$70,715	\$5,270	\$65,445
Pike	520	\$220,360	\$531,130	\$751,490	\$74,983	\$676,507
Pontotoc	280	\$935,690	\$375,141	\$1,310,831	\$603,127	\$707,704
Prentiss	297	\$151,050	\$84,392	\$235,441	\$88,217	\$147,224
Quitman	92	\$12,274	\$29,930	\$42,204	\$0	\$42,204
Rankin	3,048	\$2,578,474	\$2,866,242	\$5,444,715	\$118,010	\$5,326,705
Scott	328	\$135,946	\$339,928	\$475,873	\$8,258	\$467,615
Sharkey	250	\$78,664	\$133,847	\$212,511	\$0	\$212,511
Simpson	248	\$75,665	\$456,173	\$531,838	\$2,982	\$528,856
Smith	100	\$14,362	\$49,686	\$64,048	\$3,546	\$60,502
Stone	199	\$66,883	\$168,183	\$235,066	\$5,598	\$229,468
Sunflower	509	\$699,741	\$539,233	\$1,238,974	\$488,006	\$750,968
Tallahatchie	130	\$47,675	\$95,715	\$143,390	\$0	\$143,390
Tate	123	\$95,123	\$115,816	\$210,939	\$1,424	\$209,515
Tippah	228	\$233,991	\$457,822	\$691,813	\$113,007	\$578,806
Tishomingo	207	\$325,813	\$228,855	\$554,668	\$235,830	\$318,838
Tunica	304	\$968,430	\$458,067	\$1,426,497	\$987,769	\$438,728
Union	263	\$247,328	\$345,469	\$592,797	\$0	\$592,797
Walthall	147	\$5,709	\$76,234	\$81,943	\$1,371	\$80,572
Warren	704	\$988,210	\$1,038,946	\$2,027,156	\$26,749	\$2,000,407
Washington	962	\$1,148,044	\$665,177	\$1,813,221	\$58,673	\$1,754,548
Wayne	235	\$593,177	\$512,798	\$1,105,975	\$15,060	\$1,090,915
Webster	98	\$26,727	\$44,437	\$71,164	\$9,589	\$61,575
Wilkinson	79	\$44,153	\$46,473	\$90,626	\$0	\$90,626
Winston	192	\$164,230	\$506,633	\$670,863	\$6,839	\$664,024
Yalobusha	93	\$27,235	\$86,603	\$113,838	\$877	\$112,961
Yazoo	321	\$218,556	\$308,359	\$526,915	\$93,932	\$432,983
<hr/>						
Total For Counties	<b>36,926</b>	<b>\$54,241,935</b>	<b>\$63,349,443</b>	<b>\$117,591,379</b>	<b>\$14,960,878</b>	<b>\$102,630,501</b>
Total Out-Of-State	<b>30,916</b>	<b>\$329,700,262</b>	<b>\$217,812,222</b>	<b>\$547,512,484</b>	<b>\$71,520,743</b>	<b>\$475,991,741</b>
<hr/>						
<b>Grand Total</b>	<b>67,842</b>	<b>\$383,942,197</b>	<b>\$281,161,665</b>	<b>\$665,103,863</b>	<b>\$86,481,621</b>	<b>\$578,622,242</b>



# Gaming and Severance

Gaming Tax Collections and Transfers	page 105
Severance Tax Collections and Transfers	page 106
Severance Distributions to Counties	page 107



Here's a glimpse of hard work in the gaming department.



Magnolia tree forest



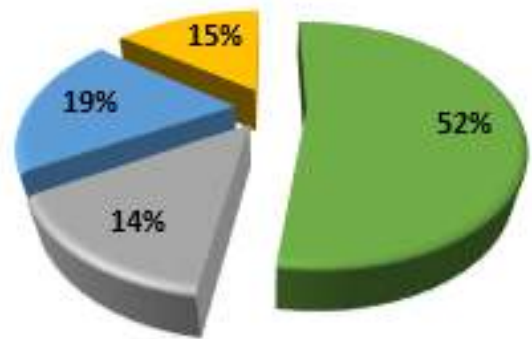
# Gaming Taxes

All legal gaming conducted in Mississippi is subject to taxation. All establishments where gaming is conducted and where gambling devices are operated, and manufacturers, sellers and distributors of certain gambling devices and equipment are subject to tax.

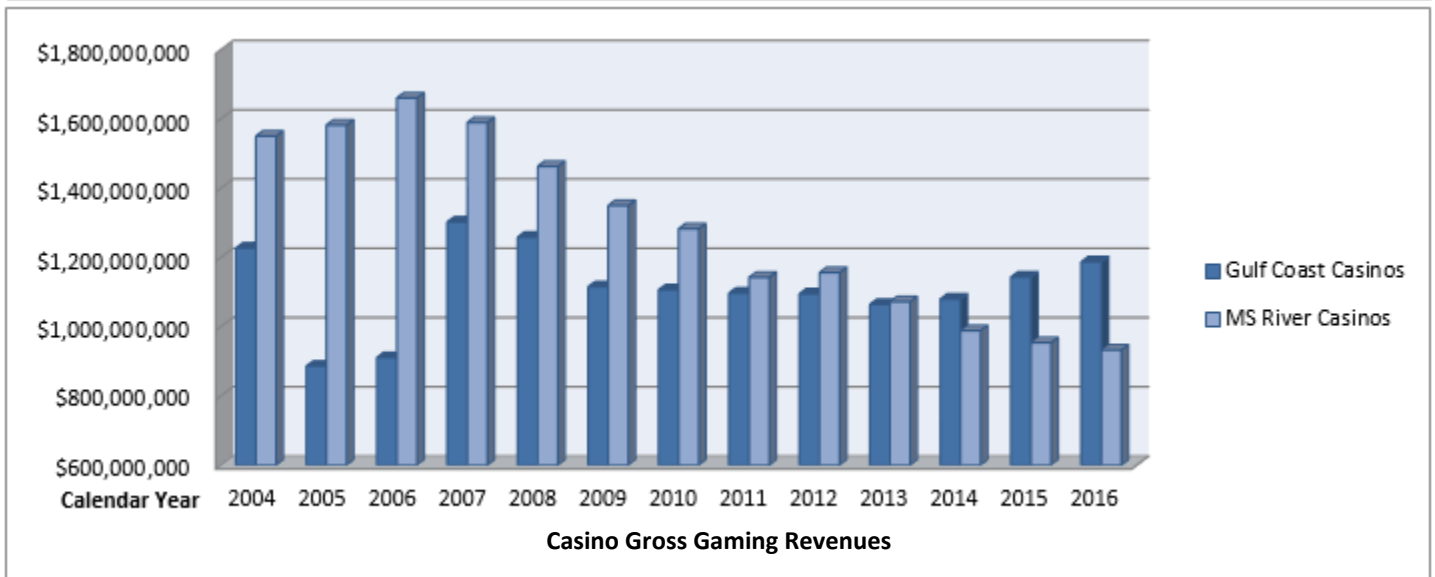
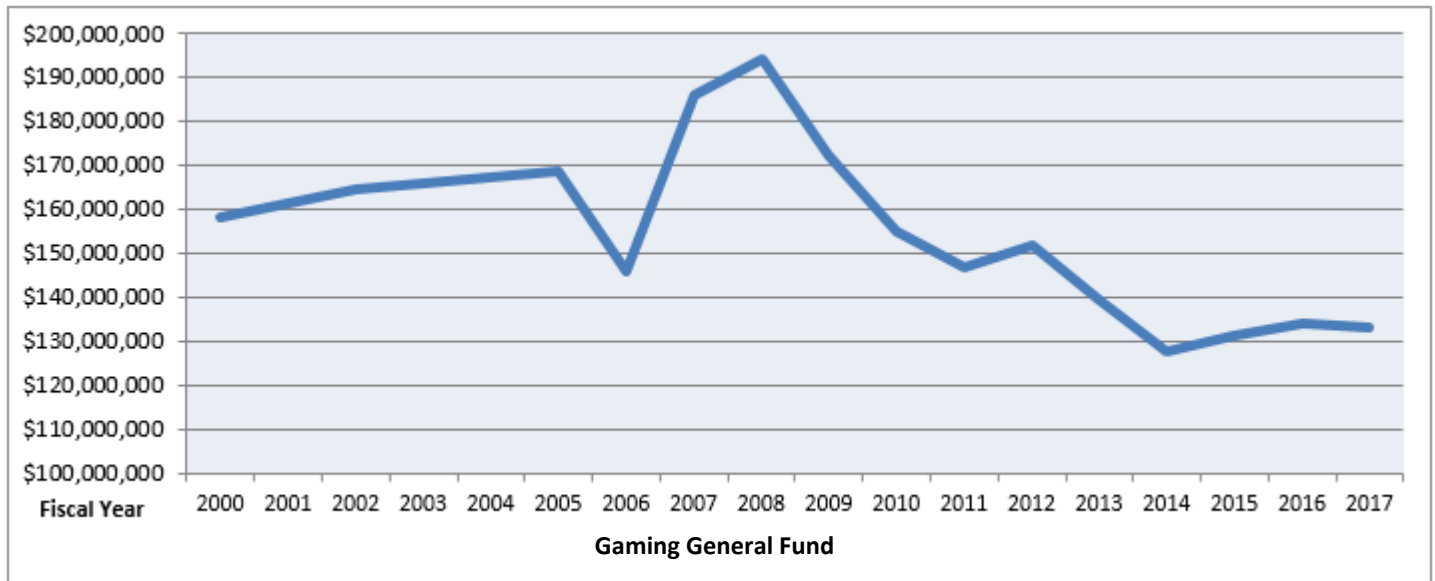
## Transfers from Gaming Tax Collections

Fiscal Year 2017

State General Fund	\$132,947,891
Highway Construction Bond Sinking Fund	\$29,250,000
Catfish Row Museum Construction Fund	\$249,978
EE Bass Cultural Arts Center Fund	\$500,004
Gulf Coast Aquarium Fund	\$6,000,000
Municipalities	\$48,185,398
Counties	\$36,717,976
<b>Total Transfers</b>	<b>\$253,851,248</b>



■ State General Fund ■ Highway Construction Bond and Other Funds ■ Municipalities ■ Counties



Hurricane Katrina, August 29, 2005 impacted all Coast casinos. The economic recession impacted 2008, 2009, and 2010. The Mississippi River Flood occurred during 2011 and impacted most river casinos.

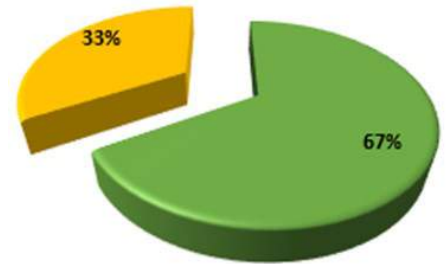
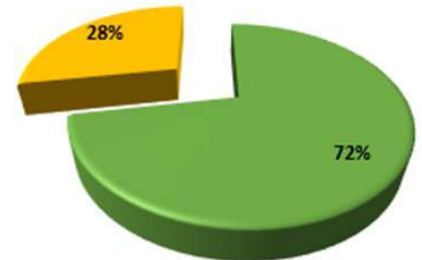
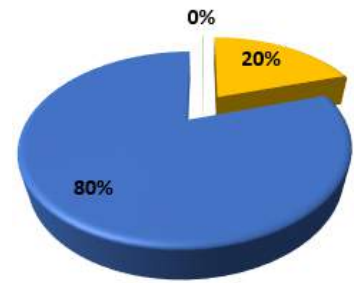


# Severance Taxes

Severance Taxes are imposed on persons who remove or extract certain natural resources from within the soil or waters of Mississippi. Oil and Gas are taxed at 6% of the value determined at the point of production. The tax rates for Timber Severance are determined upon type, quantity or weight of timber products produced and vary by the type of product.

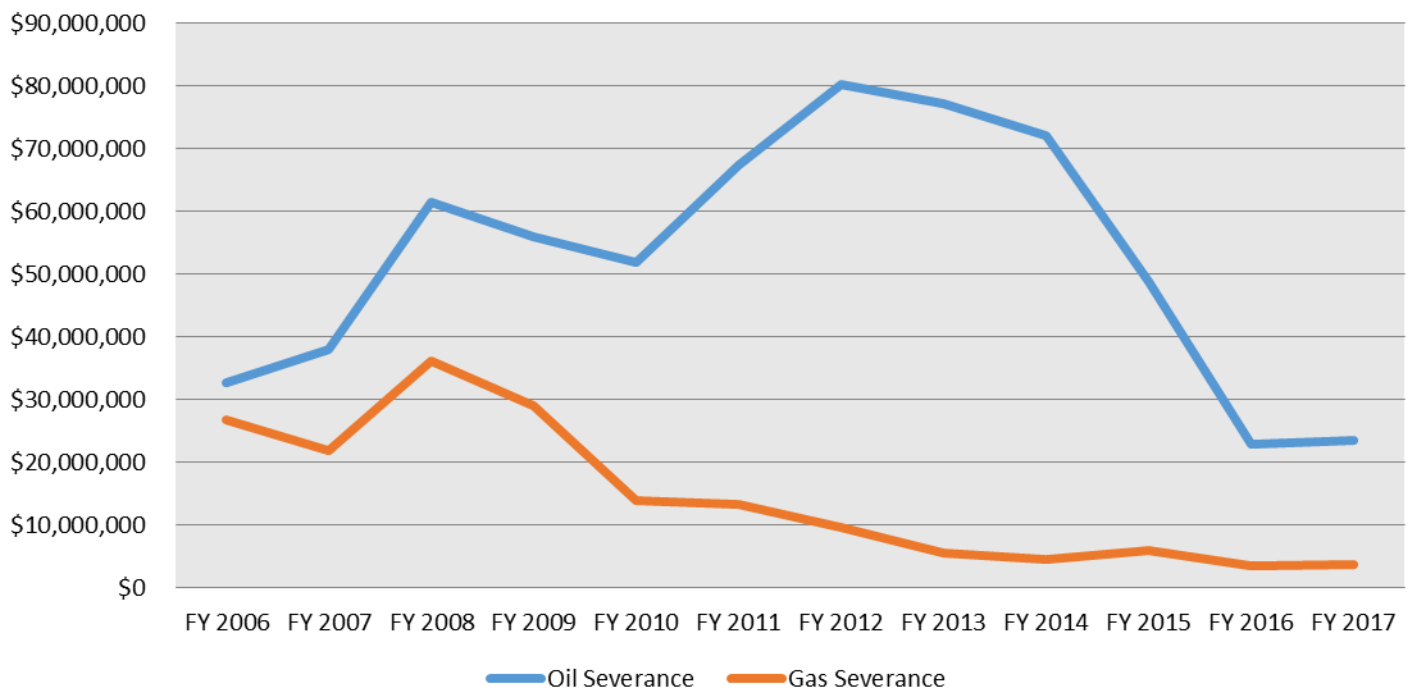
## FY 2017 Transfers with Comparison to Prior Year

	FY 2017	FY 2016	Change
<b>Timber Severance Tax</b>			
General Fund	\$5,606	\$5,675	-1.21%
Counties	\$777,265	\$797,632	-2.55%
Forest Resources	\$3,087,691	\$3,167,810	-2.53%
<b>Timber Severance Tax Transfers</b>	<b>\$3,870,562</b>	<b>\$3,971,117</b>	<b>-2.53%</b>
<b>Oil Severance Tax</b>			
General Fund	\$23,599,127	\$22,953,537	2.81%
Counties	\$9,091,513	\$9,101,871	-0.11%
<b>Oil Severance Tax Transfers</b>	<b>\$32,690,639</b>	<b>\$32,055,408</b>	<b>1.98%</b>
<b>Gas Severance Tax</b>			
General Fund	\$3,667,740	\$3,529,419	3.92%
Counties	\$1,830,734	\$1,996,150	-8.29%
<b>Gas Severance Tax Transfers</b>	<b>\$5,498,473</b>	<b>\$5,525,569</b>	<b>-0.49%</b>



■ State General Fund ■ Counties ■ Forest Resources

## Oil and Gas Severance Tax Contribution to the General Fund



# Severance Tax Distributions to Counties

County	Gas Severance	Oil Severance	Timber Severance	Total Payments	County	Gas Severance	Oil Severance	Timber Severance	Total Payments
Adams	\$18,977	\$514,584	\$3,529	\$537,089	Leflore		\$19,975	\$949	\$20,925
Alcorn			\$5,585	\$5,585	Lincoln	\$56	\$434,626	\$17,929	\$452,612
Amite	\$11,854	\$799,099	\$26,415	\$837,368	Lowndes	\$7,459	\$18,247	\$3,326	\$29,033
Attala			\$24,404	\$24,404	Madison			\$13,158	\$13,158
Benton			\$2,398	\$2,398	Marion	\$119,119	\$35,983	\$12,540	\$167,643
Bolivar			\$2,297	\$2,297	Marshall			\$2,122	\$2,122
Calhoun			\$12,531	\$12,531	Monroe	\$42,112	\$7,132	\$7,794	\$57,039
Carroll			\$8,506	\$8,506	Montgomery			\$10,143	\$10,143
Chickasaw	\$9,095	\$1,012	\$8,836	\$18,944	Neshoba			\$16,353	\$16,353
Choctaw			\$10,446	\$10,446	Newton			\$17,611	\$17,611
Claiborne	\$1,801		\$7,803	\$9,604	Noxubee			\$13,323	\$13,323
Clarke	\$2,816	\$283,043	\$28,118	\$313,977	Oktibbeha	\$124,724		\$5,943	\$130,667
Clay	\$10,450	\$1,091	\$4,668	\$16,209	Panola			\$2,431	\$2,431
Coahoma			\$644	\$644	Pearl River	\$26,366	\$19,463	\$13,607	\$59,437
Copiah			\$29,677	\$29,677	Perry	\$5,504	\$136,942	\$14,213	\$156,659
Covington	\$130,381	\$332,392	\$8,437	\$471,210	Pike	\$2,796	\$278,898	\$10,398	\$292,091
Desoto			\$360	\$360	Pontotoc	\$5,069	\$4,250	\$4,250	\$9,320
Forrest	\$30,891	\$19,205	\$8,845	\$58,941	Prentiss			\$5,435	\$5,435
Franklin	\$1,594	\$256,310	\$19,244	\$277,148	Quitman			\$143	\$143
George			\$4,816	\$4,816	Rankin	\$26,786	\$7,405	\$26,286	\$60,477
Greene	\$50,896	\$45,082	\$18,506	\$114,483	Scott			\$16,883	\$16,883
Grenada			\$6,279	\$6,279	Sharkey			\$443	\$443
Hancock			\$4,120	\$4,120	Simpson	\$10,256	\$176,587	\$13,262	\$200,105
Harrison			\$3,180	\$3,180	Smith	\$9,329	\$483,699	\$16,563	\$509,592
Hinds			\$10,070	\$83,869	Stone			\$5,389	\$5,389
Holmes		\$73,799	\$7,217	\$7,217	Sunflower			\$145	\$145
Humphreys			\$82	\$82	Tallahatchie			\$1,211	\$1,211
Issaquena			\$2,015	\$2,015	Tate			\$400	\$400
Itawamba	\$23		\$11,275	\$11,297	Tippah			\$4,579	\$4,579
Jackson			\$2,279	\$2,279	Tishomingo			\$5,508	\$5,508
Jasper	\$115,175	\$1,076,135	\$17,478	\$1,208,788	Tunica			\$105	\$105
Jefferson	\$11,047	\$53,116	\$16,432	\$80,595	Union			\$3,145	\$3,145
Jefferson Davis	\$382,789	\$110,561	\$9,458	\$502,808	Walthall	\$24,243	\$15,941	\$8,905	\$49,090
Jones	\$82,953	\$1,168,678	\$11,988	\$1,263,619	Warren	\$6,225	\$6,911	\$5,937	\$19,073
Kemper			\$22,388	\$22,388	Washington			\$581	\$581
Lafayette			\$5,066	\$5,066	Wayne	\$58,069	\$905,098	\$19,148	\$982,315
Lamar	\$336,888	\$227,919	\$10,754	\$575,560	Webster			\$10,815	\$10,815
Lauderdale			\$17,890	\$17,890	Wilkinson	\$10,984	\$514,534	\$14,725	\$540,243
Lawrence	\$21,640	\$22,019	\$15,474	\$59,133	Winston			\$14,937	\$14,937
Leake			\$16,625	\$16,625	Yalobusha			\$4,127	\$4,127
Lee	\$7,264		\$1,647	\$8,910	Yazoo	\$125,101	\$1,046,023	\$4,720	\$1,175,844
<b>Grand Totals</b>	<b>\$1,830,734</b>	<b>\$9,091,513</b>	<b>\$777,265</b>	<b>\$11,699,511</b>					



# Alcoholic Beverages

ABC Collections and Transfers	page 111
Breakdown of Cost on Average Purchase	page 112
Product Sales and Collections by County	page 113
Permit Fees Distributed to Counties and Municipalities	page 115
Collections and Volume Sales Since 1967	page 116
Wet Dry Map for Alcoholic Beverages	page 117



These ABC warehouse employees preparing inventory for shipping.



Magnolia tree during a mid day snow melt.



## ABC Collections and Transfers

The Mississippi Alcoholic Beverage Control was created for the purpose of enforcing the liquor laws and for the distribution of alcohol products in this state. Along with 17 other states, Mississippi is a control state meaning it exercises complete control over the wholesale distribution of alcoholic beverages. All legal alcohol entering Mississippi from manufacturers must be shipped directly to the ABC's Liquor Distribution Center from which ABC sells the products to licensed retailers for ultimate sale to the public.

An alcoholic beverage is either a distilled spirit or a wine product that contains more than 5% alcohol by weight. Beer and light wine products are not included and are not distributed by the ABC. The excise tax on sparkling wine and champagne is \$1.00 per gallon, other wines are 35 cents per gallon, and distilled spirits are \$2.50 per gallon. Additionally, all alcoholic beverage products are subject to an additional 27½% markup on the wholesale purchase of alcoholic beverages. A permit is required to sell alcohol in

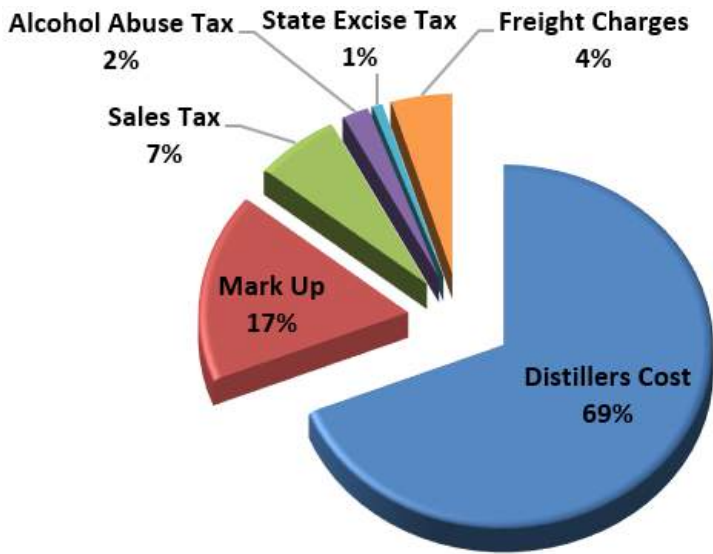
The below collections result from the operations of the Liquor Distribution Center and the licensing of retail businesses.

	Fiscal Year 2017	Fiscal Year 2016
<b>Collections and Source</b>		
Net Proceeds from Sales	\$62,054,742	\$58,758,806
Excise Tax	\$12,739,090	\$12,639,827
Permit Filing Fees	\$88,565	\$81,415
Permit License Fees	\$4,177,639	\$3,849,051
Alcohol Abuse Tax	\$7,599,823	\$7,371,914
Sales Tax	\$24,563,382	\$23,868,993
Interest Earned	\$0	\$0
Miscellaneous	\$0	\$1,193
Permit Fines	\$16,000	\$3,000
<b>Total Collections</b>	<b>\$111,239,242</b>	<b>\$106,574,200</b>
<b>Transfers</b>		
Profit	\$61,864,120	\$59,407,915
Excise Tax	\$12,708,518	\$12,587,042
Permit Fees	\$1,227,582	\$1,305,601
Other Interest	\$0	\$0
Miscellaneous	\$1,193	\$0
Permit Fines	\$14,500	\$3,000
<b>Transferred to General Fund</b>	<b>\$75,815,913</b>	<b>\$73,303,559</b>
Cities and Counties (Permit Fees)	\$3,025,486	\$2,818,905
Department of Mental Health (Alcohol Abuse)	\$7,576,339	\$7,327,875
Department of Revenue (Sales Tax)	\$24,488,884	\$23,729,579
<b>Total Transfers</b>	<b>\$110,906,622</b>	<b>\$107,179,918</b>

*Collections are transferred the month following collection. June 2016 collections were transferred in July 2016, which is the first month of Fiscal Year 2017.*

"...It shall specifically be the duty of the Commissioner of Revenue, and he shall have power and authority...to administer and enforce the "Local Option Alcoholic Beverage Control Law," being Section 67-1-1 et seq..." MCA § 27-3-31

## Breakdown of Cost Based on Average Purchases FY 2017



### WINE Average Cost for a 750 ml bottle of distilled spirits

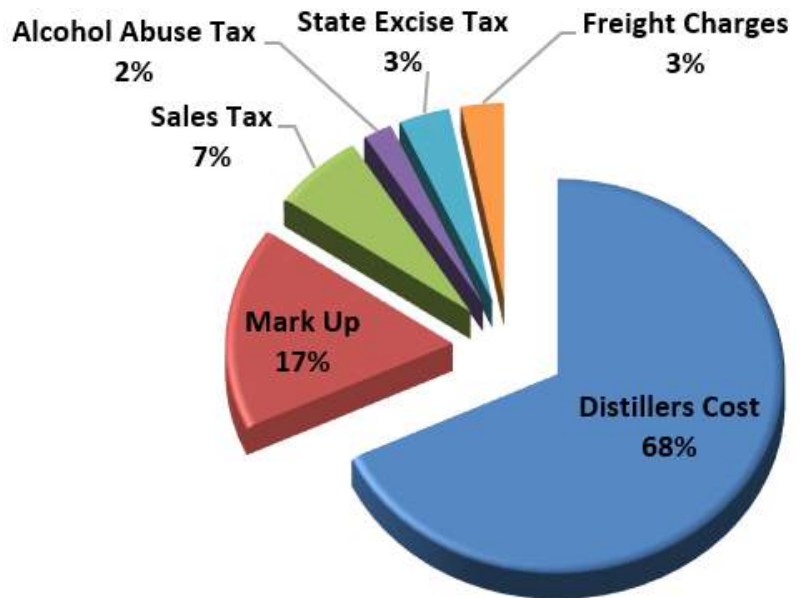
**\$9.39**

Distillers Cost	\$6.50
Mark Up	\$1.59
Sales Tax	\$0.61
Alcohol Abuse Tax	\$0.20
State Excise Tax	\$0.07
Freight Charges	\$0.42
<b>Average Cost</b>	<b>\$9.39</b>

### SPIRITS Average Cost for a 750 ml bottle of distilled spirits

**\$14.55**

Distillers Cost	\$9.94
Mark Up	\$2.44
Sales Tax	\$0.95
Alcohol Abuse Tax	\$0.30
State Excise Tax	\$0.50
Freight Charges	\$0.42
<b>Average Cost</b>	<b>\$14.55</b>



# ABC Product Sales and Tax Collections by County

*Taxes Collected by ABC from the Sale of Product*

County	Number of Permits	ABC Gross Sales	7% Sales Tax	Excise Tax	Alcohol Abuse Tax	Total Sales and Tax Collections	Retail Cost of Product
Adams	52	\$3,748,764	\$262,413	\$139,214	\$80,732	\$4,231,123	\$4,011,177
Alcorn	21	\$3,375,449	\$236,281	\$138,618	\$72,194	\$3,822,543	\$3,611,730
Amite	2	\$318,817	\$22,317	\$14,496	\$6,813	\$362,443	\$341,134
Attala	7	\$1,245,260	\$87,168	\$54,097	\$26,565	\$1,413,091	\$1,332,428
Bolivar	26	\$4,759,093	\$333,136	\$178,109	\$102,782	\$5,373,120	\$5,092,229
Calhoun	1	\$591,432	\$41,400	\$29,815	\$12,524	\$675,171	\$632,832
Carroll	3	\$471,391	\$32,997	\$21,139	\$10,075	\$535,602	\$504,388
Chickasaw	2	\$936,164	\$65,532	\$43,500	\$19,970	\$1,065,166	\$1,001,696
Claiborne	5	\$744,861	\$52,140	\$31,678	\$15,971	\$844,651	\$797,002
Clay	10	\$2,091,569	\$146,410	\$79,739	\$45,063	\$2,362,781	\$2,237,979
Coahoma	24	\$3,503,862	\$245,271	\$149,394	\$74,896	\$3,973,422	\$3,749,133
Copiah	10	\$2,563,639	\$179,455	\$111,035	\$54,750	\$2,908,879	\$2,743,094
Desoto	114	\$28,278,682	\$1,979,509	\$1,005,182	\$609,887	\$31,873,260	\$30,258,191
Forrest	79	\$13,038,819	\$910,582	\$459,343	\$281,856	\$14,690,600	\$13,949,401
Grenada	14	\$2,759,775	\$193,184	\$116,011	\$58,995	\$3,127,966	\$2,952,959
Hancock	63	\$6,415,972	\$439,904	\$231,705	\$137,464	\$7,225,044	\$6,855,876
Harrison	279	\$38,983,568	\$2,663,945	\$1,270,420	\$844,870	\$43,762,803	\$41,647,513
Hinds	183	\$49,376,508	\$3,448,678	\$1,657,621	\$1,074,094	\$55,556,901	\$52,825,186
Holmes	9	\$1,631,292	\$114,190	\$77,375	\$34,625	\$1,857,482	\$1,745,482
Humphreys	6	\$678,769	\$47,514	\$31,083	\$14,472	\$771,837	\$726,283
Issaquena	1	\$0	\$0	\$0	\$0	\$0	\$0
Itawamba	4	\$697,912	\$48,854	\$30,712	\$14,859	\$792,337	\$746,766
Jackson	141	\$17,361,170	\$1,215,282	\$621,335	\$374,051	\$19,571,840	\$18,576,453
Jasper	3	\$477,201	\$33,404	\$21,706	\$10,208	\$542,520	\$510,605
Jefferson	4	\$605,971	\$42,418	\$29,089	\$12,898	\$690,376	\$648,389
Jefferson Davis	5	\$1,385,806	\$97,007	\$64,831	\$29,537	\$1,577,181	\$1,482,812
Jones	22	\$6,348,209	\$444,375	\$276,715	\$135,435	\$7,204,734	\$6,792,584
Kemper	2	\$358,723	\$25,111	\$17,361	\$7,637	\$408,831	\$383,834
Lafayette	107	\$14,161,912	\$991,334	\$431,747	\$308,195	\$15,893,188	\$15,153,246
Lamar	49	\$6,333,152	\$443,321	\$198,222	\$137,099	\$7,111,794	\$6,776,473
Lauderdale	52	\$10,248,635	\$708,958	\$402,456	\$219,934	\$11,579,983	\$10,957,593
Lee	87	\$14,561,038	\$1,019,273	\$543,942	\$313,006	\$16,437,259	\$15,580,311
Leflore	24	\$4,265,871	\$298,611	\$173,908	\$91,326	\$4,829,716	\$4,564,482
Lincoln	16	\$2,883,721	\$201,861	\$114,879	\$61,824	\$3,262,284	\$3,085,582
Lowndes	40	\$6,834,887	\$467,906	\$252,111	\$147,055	\$7,701,959	\$7,302,793
Madison	125	\$31,806,039	\$2,226,423	\$898,245	\$693,375	\$35,624,083	\$34,032,463
Marion	7	\$1,841,175	\$128,882	\$78,719	\$39,359	\$2,088,135	\$1,970,057
Marshall	10	\$2,256,113	\$157,928	\$101,198	\$48,080	\$2,563,320	\$2,414,041
Monroe	7	\$1,330,950	\$93,166	\$59,182	\$28,384	\$1,511,683	\$1,424,117
Montgomery	5	\$809,473	\$56,663	\$35,003	\$17,308	\$918,448	\$866,136
Neshoba	17	\$3,670,755	\$256,953	\$157,579	\$78,700	\$4,163,987	\$3,927,708

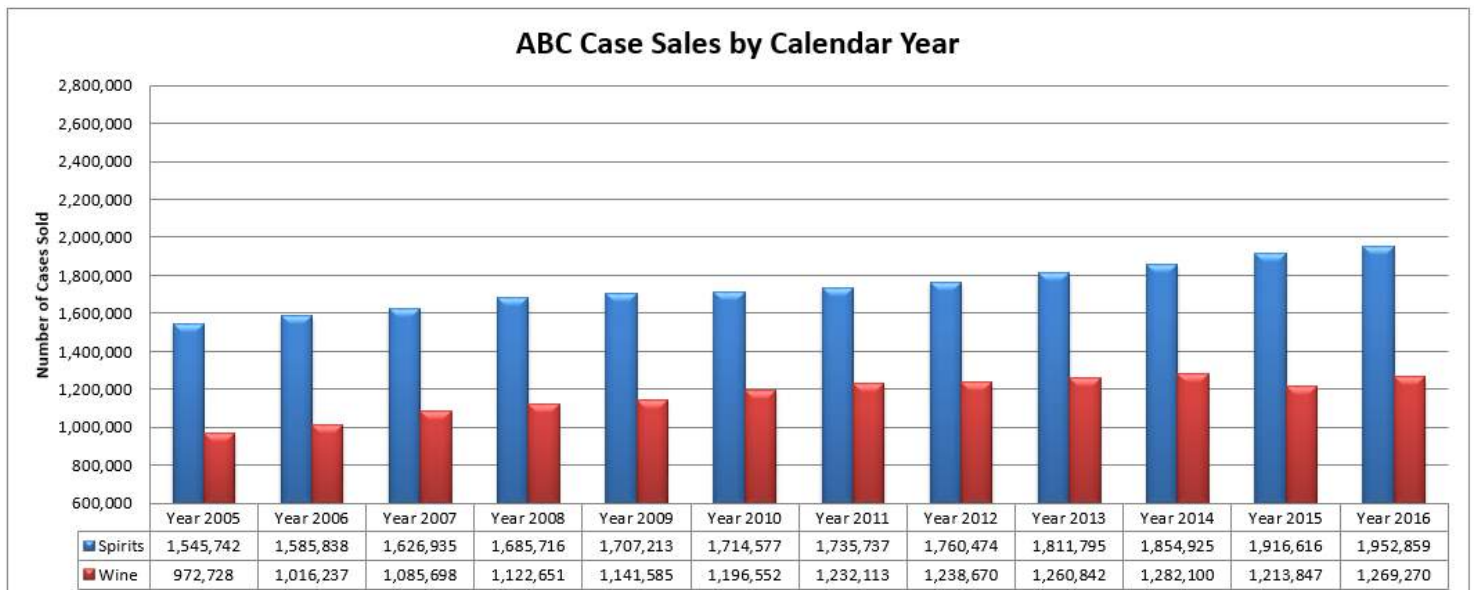


# ABC Product Sales and Tax Collections by County

## Taxes Collected by ABC from the Sale of Product

County	Number of Permits	ABC Gross Sales	7% Sales Tax	Excise Tax	Alcohol Abuse Tax	Total Sales and Tax Collections	Retail Cost of Product
Noxubee	5	\$977,040	\$68,393	\$43,651	\$20,895	\$1,109,979	\$1,045,433
Oktibbeha	48	\$7,959,006	\$557,131	\$296,709	\$171,310	\$8,984,155	\$8,516,137
Panola	27	\$3,462,409	\$242,369	\$151,534	\$73,912	\$3,930,225	\$3,704,778
Pearl River	11	\$105,798	\$7,406	\$3,877	\$2,279	\$119,360	\$113,204
Perry	2	\$414,377	\$29,006	\$17,930	\$8,846	\$470,159	\$443,383
Pike	33	\$4,566,322	\$319,643	\$182,960	\$98,020	\$5,166,945	\$4,885,965
Pontotoc	4	\$1,150,246	\$80,517	\$52,908	\$24,415	\$1,308,087	\$1,230,763
Quitman	4	\$466,908	\$32,684	\$21,243	\$9,983	\$530,817	\$499,591
Rankin	49	\$830,467	\$56,969	\$23,011	\$18,035	\$928,483	\$887,436
Sharkey	2	\$531,732	\$37,221	\$24,740	\$11,324	\$605,017	\$568,953
Stone	4	\$957,171	\$67,002	\$40,558	\$20,375	\$1,085,106	\$1,024,173
Sunflower	23	\$2,790,121	\$195,309	\$116,615	\$59,907	\$3,161,952	\$2,985,429
Tallahatchie	6	\$726,145	\$50,830	\$33,243	\$15,449	\$825,667	\$776,975
Tate	8	\$2,017,717	\$141,240	\$86,277	\$46,749	\$2,291,983	\$2,158,957
Tippah	7	\$1,013,783	\$70,965	\$48,666	\$21,479	\$1,154,893	\$1,084,748
Tishomingo	2	\$746,005	\$52,220	\$35,001	\$15,858	\$849,084	\$798,226
Tunica	32	\$4,165,229	\$291,566	\$152,062	\$90,099	\$4,698,955	\$4,456,795
Union	8	\$1,483,622	\$103,854	\$63,658	\$31,658	\$1,682,791	\$1,587,476
Warren	50	\$7,060,515	\$494,236	\$258,235	\$152,375	\$7,965,361	\$7,554,751
Washington	36	\$7,805,465	\$546,383	\$317,117	\$168,923	\$8,837,888	\$8,351,847
Wayne	7	\$1,334,466	\$93,413	\$62,617	\$28,417	\$1,518,913	\$1,427,878
Wilkinson	5	\$427,295	\$29,911	\$18,327	\$9,154	\$484,686	\$457,205
Winston	7	\$1,295,652	\$90,696	\$62,970	\$27,440	\$1,476,758	\$1,386,348
Yalobusha	7	\$870,156	\$60,911	\$38,940	\$18,487	\$988,493	\$931,067
Yazoo	16	\$2,624,424	\$183,710	\$117,159	\$56,065	\$2,981,357	\$2,808,134
<b>Totals</b>	<b>2,041</b>	<b>\$349,534,468</b>	<b>\$24,363,344</b>	<b>\$12,618,520</b>	<b>\$7,548,322</b>	<b>\$394,064,654</b>	<b>\$373,897,812</b>

Note: Common Carrier & Native Wineries are included in the county classifications.



# ABC Permit Fees Distributed to Counties and Municipalities

Counties		Municipalities	
Adams	\$3,375	Abbeville	\$900
Amite	\$0	Aberdeen	\$4,050
Bolivar	\$675	Alligator	\$900
Calhoun	\$0	Anguilla	\$0
Carroll	\$0	Baldwyn	\$2,925
Chickasaw	\$0	Bassfield	\$1,800
Claiborne	\$225	Batesville	\$10,350
Clay	\$450	Bay St. Louis	\$48,975
Coahoma	\$6,600	Beaumont	\$900
Copiah	\$0	Belzoni	\$2,025
Desoto	\$1,350	Benoit	\$0
Forrest	\$225	Benton	\$0
Grenada	\$0	Bentonla	\$900
Hancock	\$26,335	Biloxi	\$503,350
Harrison	\$13,060	Boyle	\$675
Hinds	\$2,925	Brandon	\$2,475
Holmes	\$0	Brookhaven	\$14,625
Humphreys	\$0	Brooksville	\$1,800
Issaquena	\$450	Burnsville	\$900
Itawamba	\$0	Byhalia	\$900
Jackson	\$17,100	Byram	\$7,650
Jasper	\$1,800	Caledonia	\$900
Jefferson	\$900	Canton	\$14,159
Jefferson Davis	\$0	Carrollton	\$900
Jones	\$0	Centreville	\$900
Kemper	\$0	Charleston	\$1,800
Lafayette	\$5,500	Clarksdale	\$17,550
Lamar	\$4,275	Cleveland	\$17,250
Lauderdale	\$0	Clinton	\$11,475
Lee	\$510	Coffeeville	\$900
Leflore	\$675	Columbia	\$5,850
Lowndes	\$1,800	Columbus	\$35,100
Madison	\$20,025	Como	\$5,400
Marion	\$0	Corinth	\$17,642
Marshall	\$0	Crawford	\$900
Monroe	\$60	Crenshaw	\$900
Montgomery	\$0	Crystal Springs	\$2,250
Neshoba	\$33,300	Dekalb	\$1,800
Noxubee	\$0	Diamondhead	\$15,075
Oktibbeha	\$3,600	D'Iberville	\$55,125
Panola	\$0	Drew	\$1,800
Pearl River	\$10	Durant	\$1,800
Perry	\$0	Fayette	\$2,700
Pike	\$1,125	Flora	\$2,250
Pontotoc	\$0	Flowood	\$49,628
Quitman	\$0	Friars Point	\$900
Rankin	\$5,175	Fulton	\$3,600
Sharkey	\$0	Gautier	\$13,609
Stone	\$0	Georgetown	\$900
Sunflower	\$900	Glendora	\$0
Tallahatchie	\$450	Gloster	\$900
Tate	\$225	Goodman	\$1,800
Tishomingo	\$0	Greenville	\$33,300
Tunica	\$145,850	Greenwood	\$21,810
Warren	\$0	Grenada	\$13,950
Washington	\$5,850	Gulfport	\$165,019
Wilkinson	\$900		
Winston	\$0		
Yalobusha	\$225		
Yazoo	\$0		
<b>Total Counties</b>	<b>\$305,925</b>		
		Guntown	\$2,250
		Hattiesburg	\$148,863
		Hazlehurst	\$4,500
		Heidelberg	\$900
		Hernando	\$15,075
		Hollandale	\$1,800
		Holly Springs	\$5,850
		Horn Lake	\$13,275
		Indianola	\$9,900
		Inverness	\$900
		Isola	\$0
		Itta Bena	\$900
		Iuka	\$900
		Jackson	\$302,224
		Jonestown	\$900
		Kilmichael	\$900
		Kosciusko	\$4,050
		Lambert	\$0
		Laurel	\$20,475
		Leland	\$4,275
		Lexington	\$1,800
		Liberty	\$0
		Long Beach	\$15,755
		Louise	\$0
		Louisville	\$5,400
		Lula	\$0
		Maben	\$900
		Macon	\$2,250
		Madison	\$34,150
		Magnolia	\$2,250
		Marion	\$2,700
		Marks	\$2,250
		Mccomb	\$26,550
		Meridian	\$52,150
		Merigold	\$1,800
		Moorehead	\$900
		Moss Point	\$19,350
		Mound Bayou	\$900
		Natchez	\$52,485
		Nesbit	\$0
		Nettleton	\$2,250
		New Albany	\$6,675
		North Carrollton	\$0
		Noxapater	\$0
		Oakland	\$900
		Ocean Springs	\$59,850
		Okolona	\$2,250
		Olive Branch	\$30,150
		Oxford	\$192,475
		Pascagoula	\$24,875
		Pass Christian	\$16,425
		Pearl	\$9,225
		Petal	\$5,625
		Philadelphia	\$9,900
		Picayune	\$7,425
		Pickens	\$900
		Pittsboro	\$900
		Plantersville	\$450
		Pontotoc	\$3,150
		Pope	\$900
		Port Gibson	\$2,700
		Potts Camp	\$900
		Prentiss	\$2,250
		Richton	\$900
		Ridgeland	\$132,150
		Ripley	\$4,200
		Rollingfork	\$1,350
		Rosedale	\$900
		Ruleville	\$2,025
		Saltillo	\$1,874
		Sardis	\$3,375
		Schlater	\$900
		Scooba	\$0
		Senatobia	\$5,400
		Shannon	\$900
		Shaw	\$900
		Shelby	\$1,800
		Shuqualak	\$0
		Silver City	\$225
		Soso	\$2,700
		Southaven	\$55,418
		Starkville	\$61,800
		Sturgis	\$900
		Summit	\$3,150
		Sumner	\$900
		Sunflower	\$1,800
		Taylor	\$1,525
		Tchula	\$2,700
		Terry	\$900
		Tunica	\$3,600
		Tupelo	\$68,925
		Tutwiler	\$900
		Vaiden	\$1,800
		Verona	\$1,800
		Vicksburg	\$46,650
		Water Valley	\$3,600
		Waveland	\$6,975
		Waynesboro	\$5,400
		Webb	\$0
		Wesson	\$900
		West	\$0
		West Point	\$7,800
		Wiggins	\$3,375
		Winona	\$3,375
		Woodville	\$1,800
		Yazoo City	\$8,325
		<b>Total Municipalities</b>	<b>\$2,719,561</b>

# ABC Gross Revenue Collections and Volume Sales Since 1967

Fiscal Year	Net Proceeds from Sales	Permit Fees	Excise Tax	Sales Tax	Alcohol Abuse Tax	Warehouse Surcharge	Permit ID Fees	Interest Earned	Misc.	Permit Fines	Refund of Prior Warrant	Total Revenue	Number of Cases Sold
1967	\$4,828,867	\$1,181,755	\$4,087,917	\$1,147,824								\$11,246,363	759,373
1968	\$5,567,423	\$1,130,530	\$4,830,794	\$1,417,298								\$12,946,045	898,832
1969	\$6,681,861	\$1,221,605	\$5,633,854	\$2,320,442								\$15,857,762	1,061,396
1970	\$7,520,372	\$1,218,174	\$6,191,212	\$2,620,758								\$17,550,516	1,191,768
1971	\$8,153,146	\$1,333,466	\$6,668,581	\$2,854,554								\$19,009,747	1,313,110
1972	\$9,267,250	\$1,464,780	\$7,347,164	\$3,193,897								\$21,273,091	1,534,748
1973	\$9,919,741	\$1,540,525	\$7,763,130	\$3,401,796								\$22,625,192	1,627,104
1974	\$10,423,278	\$1,526,625	\$7,954,870	\$3,505,894								\$23,410,667	1,640,151
1975	\$11,679,390	\$1,626,550	\$8,561,649	\$3,836,778								\$25,704,367	1,781,558
1976	\$12,160,826	\$1,742,350	\$9,134,882	\$4,153,929								\$27,191,987	1,955,566
1977	\$12,619,518	\$1,817,905	\$9,610,716	\$4,303,337	\$1,947,635							\$28,351,476	1,954,092
1978	\$13,479,476	\$1,936,290	\$9,826,062	\$4,758,703	\$2,348,279							\$31,948,166	2,059,957
1979	\$16,060,508	\$2,061,910	\$10,083,470	\$5,117,451	\$2,451,836							\$35,671,618	2,104,817
1980	\$15,720,582	\$2,184,465	\$10,459,404	\$5,550,878	\$2,564,859							\$36,367,165	2,185,019
1981	\$16,965,131	\$2,388,305	\$10,467,578	\$5,883,819	\$2,564,859	\$177,378						\$38,447,070	2,188,206
1982	\$17,539,451	\$2,486,980	\$10,329,876	\$6,120,166	\$2,672,414	\$1,224,341		\$11,074				\$40,373,228	2,193,343
1983	\$17,712,639	\$2,557,675	\$10,226,646	\$6,194,795	\$2,704,710	\$1,239,211		\$58,887				\$40,646,750	2,184,785
1984	\$17,194,627	\$2,575,197	\$9,882,331	\$6,716,105	\$2,642,476	\$1,210,797		\$53,089				\$40,280,420	2,125,978
1985	\$17,952,681	\$2,528,245	\$9,695,175	\$7,297,796	\$2,637,088	\$1,216,727		\$54,316				\$41,380,801	2,113,954
1986	\$23,203,708	\$2,518,270	\$9,097,333	\$7,514,385	\$2,636,743	\$1,252,836		\$21,660				\$46,277,591	2,015,335
1987	\$22,733,279	\$2,401,495	\$8,704,561	\$7,327,801	\$2,570,149	\$1,221,726		\$31,807				\$44,980,671	1,935,543
1988	\$22,502,020	\$2,293,890	\$8,540,257	\$7,264,074	\$2,540,811	\$723,144		\$29,250				\$43,896,003	1,864,543
1989	\$22,624,694	\$2,335,140	\$8,468,491	\$7,328,730	\$2,567,762			\$48,702				\$43,641,618	1,855,216
1990	\$22,624,694	\$2,296,915	\$8,305,621	\$7,352,475	\$2,585,537			\$35				\$43,213,944	1,797,456
1991	\$23,143,192	\$2,304,200	\$8,252,943	\$7,580,569	\$2,693,982							\$45,644,551	1,840,891
1992	\$23,961,678	\$2,284,835	\$8,415,656	\$8,105,931	\$2,876,451							\$47,582,371	1,813,367
1993	\$24,319,717	\$2,515,710	\$8,425,356	\$9,416,045	\$2,905,543							\$49,989,473	1,846,528
1994	\$25,405,327	\$3,075,220	\$8,656,031	\$9,822,289	\$3,030,606							\$50,665,256	1,859,154
1995	\$25,769,780	\$3,103,240	\$8,683,665	\$9,965,060	\$3,075,087		\$68,424					\$51,305,558	1,875,436
1996	\$26,275,852	\$3,121,990	\$8,551,722	\$10,170,602	\$3,151,923			\$87				\$54,142,440	1,924,249
1997	\$28,047,282	\$3,290,370	\$8,693,618	\$10,736,535	\$3,342,457			\$102				\$56,027,628	1,948,881
1998	\$29,146,204	\$3,443,800	\$8,740,911	\$11,177,977	\$3,485,748			\$5				\$58,896,903	2,003,085
1999	\$30,766,800	\$3,786,555	\$8,885,494	\$11,754,810	\$3,676,579			\$1				\$60,176,879	2,056,408
2000	\$30,899,501	\$3,996,505	\$9,053,704	\$12,342,673	\$3,884,495			\$3				\$62,038,085	2,039,630
2001	\$32,219,412	\$4,246,400	\$8,925,690	\$12,643,686	\$4,042,894			\$88				\$64,038,045	2,099,398
2002	\$33,495,664	\$4,272,785	\$9,052,179	\$13,178,532	\$4,038,797			\$3				\$66,740,535	2,187,477
2003	\$35,012,545	\$4,326,205	\$9,330,042	\$13,762,978	\$4,308,763			\$48				\$69,191,419	2,267,301
2004	\$36,073,189	\$4,580,100	\$9,596,379	\$14,420,033	\$4,521,670			\$365				\$72,626,526	2,328,683
2005	\$38,297,220	\$4,731,015	\$9,812,682	\$15,078,043	\$4,707,201			\$531				\$78,358,913	2,430,038
2006	\$41,870,269	\$4,673,904	\$10,242,680	\$16,441,442	\$5,130,088			\$0				\$82,853,009	2,519,164
2007	\$44,105,211	\$5,404,315	\$10,418,795	\$17,473,136	\$5,440,523			\$0				\$87,999,416	2,620,971
2008	\$47,247,985	\$5,696,650	\$10,797,084	\$18,524,541	\$5,728,320			\$0				\$91,658,411	2,698,421
2009	\$50,035,263	\$5,446,140	\$11,179,710	\$19,095,037	\$5,895,659			\$0			\$1,119	\$91,358,833	2,743,597
2010	\$49,633,831	\$5,453,000	\$11,273,564	\$19,101,630	\$5,889,787			\$0				\$92,448,229	2,815,972
2011	\$49,973,915	\$5,492,395	\$11,393,527	\$19,552,571	\$6,031,743			\$0				\$82,853,009	2,847,005
2012	\$51,892,197	\$5,645,335	\$11,502,405	\$20,119,713	\$6,194,862			\$0				\$95,362,438	2,888,914
2013	\$55,213,167	\$5,700,880	\$11,674,915	\$20,908,166	\$6,442,912			\$0				\$106,456,098	2,961,424
2014	\$60,319,567	\$5,711,625	\$11,965,220	\$21,756,871	\$6,619,056			\$0				\$105,519,375	3,089,226
2015	\$56,685,955	\$5,965,585	\$12,515,225	\$23,185,457	\$7,157,153			\$0				\$106,574,200	3,170,735
2016	\$58,758,806	\$3,930,466	\$12,639,827	\$23,868,993	\$7,371,914			\$0				\$111,240,435	3,197,406
2017	\$62,054,742	\$4,266,204	\$12,739,090	\$24,563,382	\$7,599,823			\$0				\$111,240,435	3,197,406
Totals	\$1,416,046,985	\$162,834,471	\$473,289,689	\$531,930,385	\$162,186,337	\$8,266,160	\$193,530	\$311,963	\$10,209	\$76,506	\$1,119	\$2,755,147,353	106,239,135

**Notes**

Sales Tax rate was 5% 1967 through November, 1983; 6% December, 1983 through May, 1992; and 7% June 1992 to present date.  
 Warehouse Surcharge was repealed February 1, 1988 when the loan for construction of the Liquor Distribution Center was paid in full.  
 Beginning March 3, 1999, ABC no longer required employee ID cards and discontinued permittee ID fees.  
 Prior to FY 2007, Miscellaneous and Permit Fines are included in the Net Proceeds of Sales.

# Wet Dry Map for Alcoholic Beverages

**Wet Counties:**

- Adams
- Amite
- Bolivar
- Carroll
- Claiborne
- Clarke
- Clay
- Coahoma
- Copiah
- Desoto
- Forrest
- Grenada
- Hancock
- Harrison
- Holmes
- Humphreys
- Issaquena
- Jackson
- Jefferson
- Jefferson Davis
- Kemper
- Lafayette
- Lauderdale
- Lee
- Leflore
- Lowndes
- Madison
- Marion
- Marshall
- Montgomery
- Noxubee
- Oktibbeha
- Panola
- Perry
- Pike
- Quitman
- Sharkey
- Stone
- Sunflower
- Tallahatchie
- Tishomingo
- Tunica
- Warren
- Washington
- Wilkinson
- Winston
- Yalobusha
- Yazoo

**Counties with 2 Judicial Districts**

**Wet Districts include:**

- Chickasaw 2nd Judicial District
- Hinds 1st Judicial District
- Jasper 1st Judicial District
- Jones 2nd Judicial District

**Dry Counties:**

- Alcorn
- Attala
- Benton
- Calhoun
- Choctaw
- Covington
- Franklin
- George
- Greene
- Itawamba
- Lamar
- Lawrence
- Leake
- Lincoln
- Monroe
- Neshoba
- Newton
- Pearl River
- Pontotoc
- Prentiss
- Rankin
- Scott
- Simpson
- Smith
- Tate
- Tippah
- Union
- Walthall
- Wayne
- Webster

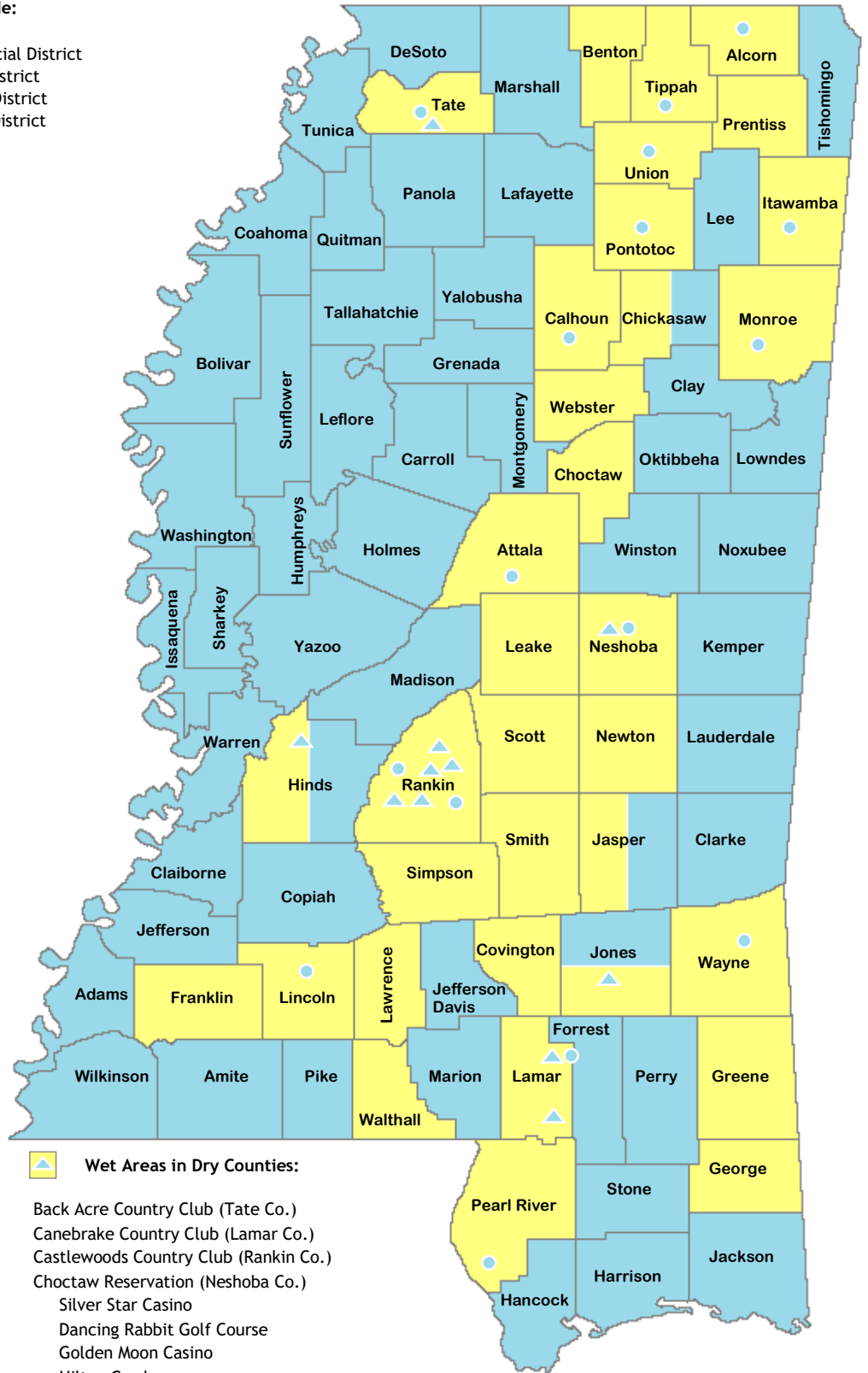


**Wet Municipalities in Dry Counties:**

- Aberdeen (Monroe Co.)
- Brandon (Rankin Co.)
- Brookhaven (Lincoln Co.)
- Corinth (Alcorn Co.)
- Flowood (Rankin Co.)
- Fulton (Itawamba Co.)
- Hattiesburg (Lamar Co.)
- Kosciusko (Attala Co.)
- New Albany (Union Co.)
- Philadelphia (Neshoba Co.)
- Picayune (Pearl River Co.)
- Pittsboro (Calhoun Co.)
- Pontotoc (Pontotoc Co.)
- Ripley (Tippah Co.)
- Senatobia (Tate Co.)
- Waynesboro (Wayne Co.)

**Wet Areas in Dry Counties:**

- Back Acre Country Club (Tate Co.)
- Canebrake Country Club (Lamar Co.)
- Castlewoods Country Club (Rankin Co.)
- Choctaw Reservation (Neshoba Co.)
- Silver Star Casino
- Dancing Rabbit Golf Course
- Golden Moon Casino
- Hilton Garden
- Jackson International Airport (Rankin Co.)
- Long Leaf Plantation (Lamar Co.)
- McClain Lodge (Rankin Co.)
- Pearl, Special District (Rankin Co.)
- Pearl River Valley Water Supply District (Rankin Co.)
- Pine Belt Airport (Jones Co.)
- Providence Hill (Hinds Co.)





# Petroleum Taxes

Collections and Transfers	page 121
Distributions to Municipalities	page 122
Distributions to Counties	page 124
Quantities and Collections by Fuel Type	page 126



Afternoon petroleum department meeting taking place.



Magnolia trees: under the canopy.





## Petroleum Transfers

Mississippi Department of Transportation (MDOT)		\$303,417,667
State Aid Road Program		\$55,454,113
Harrison County Road Protection	\$1,988,866	
Hancock County Road Protection	\$419,903	
Jackson County Road Protection	<u>\$1,808,829</u>	
Total Coastal Road Protection		\$4,217,598
Municipal Aid		\$1,591,714
County Distribution 5/14ths - Motor Fuel Tax		\$46,018,550
Harrison County Seawall	\$3,536,232	
Hancock County Seawall	\$746,595	
Jackson County Seawall	<u>\$3,216,068</u>	
Total Seawall Tax		\$7,498,896
Mississippi Aeronautics Commission		\$1,101,967
Department of Marine Resources		\$3,050,000
Department of Environmental Quality		\$8,401,591
MS Propane Education		\$283,979
Penalty Dyed-Diesel Fuel		\$19,435
Fire Marshall's Office		\$0
General Fund (Natural Gas)		\$746,129
Collection Fees Compressed Gas		\$0
Department of Wildlife, Fisheries and Parks		\$5,750,000
Locomotive Fuel Railroad Revitalization Fund		<u>\$179,038</u>
<b>Total Transfers</b>		<b>\$437,730,677</b>

*Collections are transferred the month following collection. June 2016 collections were transferred in July 2016, which is the first month of Fiscal Year 2017.*

# Petroleum Tax Distributions to Municipalities From The Municipal Aid Fund

The municipal aid fund receives gasoline and special fuel taxes from the 5/14ths and 9/14ths share.

Municipality	FY 2017	FY 2016	Municipality	FY 2017	FY 2016	Municipality	FY 2017	FY 2016
Abbeville	\$1,283	\$1,283	Coahoma	\$1,107	\$1,107	Golden	\$585	\$585
Aberdeen	\$4,873	\$4,873	Coffeetown	\$2,772	\$2,772	Goodman	\$4,158	\$4,158
Ackerman	\$4,624	\$4,624	Coldwater	\$5,136	\$5,136	Greenville	\$25,568	\$25,568
Algoma	\$1,770	\$1,770	Collins	\$7,920	\$7,920	Greenwood	\$13,202	\$13,202
Alligator	\$598	\$598	Columbia	\$6,538	\$6,538	Grenada	\$13,004	\$13,004
Amory	\$6,352	\$6,352	Columbus	\$22,003	\$22,003	Gulfport	\$41,948	\$41,948
Anguilla	\$2,223	\$2,223	Como	\$3,837	\$3,837	Gunnison	\$1,300	\$1,300
Arcola	\$1,015	\$1,015	Corinth	\$13,564	\$13,564	Guntown	\$6,119	\$6,119
Artesia	\$1,320	\$1,320	Courtland	\$1,533	\$1,533	Hatley	\$1,416	\$1,416
Ashland	\$1,743	\$1,743	Crawford	\$1,923	\$1,923	Hattiesburg	\$37,992	\$37,992
Baldwyn	\$3,102	\$3,102	Crenshaw	\$2,655	\$2,655	Hazlehurst	\$3,481	\$3,481
Bassfield	\$778	\$778	Crosby	\$974	\$974	Heidelberg	\$2,199	\$2,199
Batesville	\$6,946	\$6,946	Crowder	\$2,136	\$2,136	Hernando	\$13,995	\$13,995
Bay Springs	\$5,470	\$5,470	Cruger	\$1,158	\$1,158	Hickory	\$1,623	\$1,623
Bay St. Louis	\$9,198	\$9,198	Crystal Springs	\$4,380	\$4,380	Hickory Flat	\$1,841	\$1,841
Beaumont	\$2,912	\$2,912	D Iberville	\$6,458	\$6,458	Hollandale	\$7,599	\$7,599
Beauregard	\$958	\$958	D Lo	\$1,384	\$1,384	Holly Springs	\$7,647	\$7,647
Belmont	\$6,189	\$6,189	Decatur	\$5,638	\$5,638	Horn Lake	\$25,890	\$25,890
Belzoni	\$6,845	\$6,845	DeKalb	\$3,492	\$3,492	New Houlika	\$1,917	\$1,917
Benoit	\$1,371	\$1,371	Derma	\$3,075	\$3,075	Houston	\$3,599	\$3,599
Bentonla	\$1,293	\$1,293	Doddsville	\$288	\$288	Indianola	\$9,276	\$9,276
Beulah	\$1,001	\$1,001	Drew	\$5,661	\$5,661	Inverness	\$2,993	\$2,993
Big Creek	\$462	\$462	Duck Hill	\$2,242	\$2,242	Isola	\$2,184	\$2,184
Biloxi	\$29,990	\$29,990	Dumas	\$1,439	\$1,439	Itta Bena	\$6,019	\$6,019
Blue Mountain	\$2,818	\$2,818	Duncan	\$1,216	\$1,216	Iuka	\$3,008	\$3,008
Blue Springs	\$684	\$684	Durant	\$8,019	\$8,019	Jackson	\$43,661	\$43,661
Bolton	\$1,488	\$1,488	Ecru	\$2,685	\$2,685	Jonestown	\$3,813	\$3,813
Booneville	\$8,684	\$8,684	Eden	\$303	\$303	Jumpertown	\$1,470	\$1,470
Boyle	\$1,869	\$1,869	Edwards	\$2,714	\$2,714	Kilmichael	\$2,141	\$2,141
Brandon	\$18,846	\$18,846	Ellisville	\$3,306	\$3,306	Kosciusko	\$6,889	\$6,889
Braxton	\$560	\$560	Enterprise	\$1,611	\$1,611	Kossuth	\$627	\$627
Brookhaven	\$11,647	\$11,647	Ethel	\$1,254	\$1,254	Lake	\$992	\$992
Brooksville	\$3,669	\$3,669	Eupora	\$6,728	\$6,728	Lambert	\$4,914	\$4,914
Bruce	\$5,817	\$5,817	Falcon	\$501	\$501	Laurel	\$13,780	\$13,780
Bude	\$3,255	\$3,255	Falkner	\$1,574	\$1,574	Leakesville	\$2,750	\$2,750
Burnsville	\$2,867	\$2,867	Farmington	\$6,558	\$6,558	Learned	\$247	\$247
Byhalia	\$3,987	\$3,987	Fayette	\$4,943	\$4,943	Leland	\$3,331	\$3,331
Byram	\$6,385	\$6,385	Flora	\$5,540	\$5,540	Lena	\$444	\$444
Caledonia	\$3,123	\$3,123	Florence	\$3,595	\$3,595	Lexington	\$5,193	\$5,193
Calhoun City	\$5,322	\$5,322	Flowood	\$6,792	\$6,792	Liberty	\$2,230	\$2,230
Canton	\$11,451	\$11,451	Forest	\$5,646	\$5,646	Long Beach	\$10,070	\$10,070
Carrollton	\$582	\$582	French Camp	\$533	\$533	Louin	\$848	\$848
Carthage	\$4,724	\$4,724	Friars Point	\$3,525	\$3,525	Louise	\$609	\$609
Cary	\$959	\$959	Fulton	\$3,934	\$3,934	Louisville	\$6,586	\$6,586
Centreville	\$5,157	\$5,157	Gattman	\$264	\$264	Lucedale	\$8,952	\$8,952
Charleston	\$6,579	\$6,579	Gautier	\$14,965	\$14,965	Lula	\$875	\$875
Chunky	\$998	\$998	Georgetown	\$840	\$840	Lumberton	\$6,387	\$6,387
Clarksdale	\$15,596	\$15,596	Glen	\$1,236	\$1,236	Lyon	\$1,028	\$1,028
Cleveland	\$9,938	\$9,938	Glendora	\$453	\$453	Maben	\$2,667	\$2,667
Clinton	\$14,014	\$14,014	Gloster	\$2,940	\$2,940	Macon	\$8,304	\$8,304

# Petroleum Tax Distributions to Municipalities From The Municipal Aid Fund

The municipal aid fund receives gasoline and special fuel taxes from the 5/14ths and 9/14ths share.

Municipality	FY 2017	FY 2016	Municipality	FY 2017	FY 2016	Municipality	FY 2017	FY 2016
Madison	\$20,968	\$20,968	Philadelphia	\$7,427	\$7,427	Soso	\$1,148	\$1,148
Magee	\$4,378	\$4,378	Picayune	\$10,125	\$10,125	Southaven	\$24,363	\$42,731
Magnolia	\$7,260	\$7,260	Pickens	\$3,471	\$3,471	Starkville	\$23,727	\$23,727
Mantachie	\$3,504	\$3,504	Pittsboro	\$606	\$606	State Line	\$1,730	\$1,730
Mantee	\$711	\$711	Plantersville	\$3,393	\$3,393	Stonewall	\$3,332	\$3,332
Marietta	\$784	\$784	Polkville	\$2,499	\$2,499	Sturgis	\$778	\$778
Marion	\$4,160	\$4,160	Pontotoc	\$5,236	\$5,236	Summit	\$5,115	\$5,115
Marks	\$5,205	\$5,205	Pope	\$645	\$645	Sumner	\$948	\$948
Mathiston	\$2,138	\$2,138	Poplarville	\$8,682	\$8,682	Sumrall	\$4,352	\$4,352
Mayersville	\$1,675	\$1,675	Port Gibson	\$4,799	\$4,799	Sunflower	\$3,405	\$3,405
McComb	\$11,904	\$11,904	Potts Camp	\$1,602	\$1,602	Sylvarena	\$336	\$336
McCool	\$405	\$405	Prentiss	\$3,311	\$3,311	Taylor	\$986	\$986
McLain	\$1,351	\$1,351	Puckett	\$928	\$928	Taylorville	\$4,059	\$4,059
Meadville	\$1,375	\$1,375	Purvis	\$6,661	\$6,661	Tchula	\$6,288	\$6,288
Mendenhall	\$7,669	\$7,669	Quitman	\$7,114	\$7,114	Terry	\$2,790	\$2,790
Meridian	\$30,584	\$30,584	Raleigh	\$4,386	\$4,386	Thaxton	\$1,929	\$1,929
Merigold	\$1,262	\$1,262	Raymond	\$5,074	\$5,074	Tishomingo	\$1,038	\$1,038
Metcalfe	\$3,001	\$3,001	Renova	\$1,921	\$1,921	Toccopola	\$738	\$738
Mize	\$1,020	\$1,020	Richland	\$6,001	\$6,001	Tremont	\$1,424	\$1,424
Monticello	\$4,811	\$4,811	Richton	\$3,271	\$3,271	Tunica	\$3,154	\$3,154
Montrose	\$429	\$429	Ridgeland	\$20,879	\$20,879	Tupelo	\$29,995	\$29,995
Moorhead	\$7,065	\$7,065	Rienzi	\$951	\$951	Tutwiler	\$3,304	\$3,304
Morgan City	\$749	\$749	Ripley	\$5,359	\$5,359	Tylertown	\$4,928	\$4,928
Morton	\$3,439	\$3,439	Rolling Fork	\$6,563	\$6,563	Union	\$6,088	\$6,088
Moss Point	\$11,042	\$11,042	Rosedale	\$5,385	\$5,385	Utica	\$9,909	\$9,909
Mound Bayou	\$4,407	\$4,407	Roxie	\$1,522	\$1,522	Vaiden	\$2,248	\$2,248
Mt. Olive	\$3,007	\$3,007	Ruleville	\$2,611	\$2,611	Vardaman	\$3,948	\$3,948
Myrtle	\$1,470	\$1,470	Sallis	\$402	\$402	Verona	\$2,610	\$2,610
Natchez	\$13,712	\$13,712	Saltillo	\$4,126	\$4,126	Vicksburg	\$20,713	\$20,713
Nettleton	\$5,852	\$5,852	Sandersville	\$2,056	\$2,056	Walls	\$20,112	\$7,887
New Albany	\$7,478	\$7,478	Sardis	\$5,109	\$5,109	Walnut	\$2,361	\$2,361
New Augusta	\$1,972	\$1,972	Satartia	\$162	\$162	Walnut Grove	\$5,733	\$5,733
New Hebron	\$1,369	\$1,369	Schlater	\$911	\$911	Walthall	\$441	\$441
Newton	\$3,350	\$3,350	Scooba	\$2,196	\$2,196	Water Valley	\$3,369	\$3,369
No. Carrollton	\$1,449	\$1,449	Sebastopol	\$833	\$833	Waveland	\$6,392	\$6,392
Noxapater	\$1,446	\$1,446	Seminary	\$962	\$962	Waynesboro	\$5,009	\$5,009
Oakland	\$1,614	\$1,614	Senatobia	\$8,110	\$8,110	Webb	\$1,695	\$1,695
Ocean Springs	\$14,054	\$14,054	Shannon	\$5,149	\$5,149	Weir	\$1,406	\$1,406
Okolona	\$8,244	\$8,244	Shaw	\$5,612	\$5,612	Wesson	\$5,656	\$5,656
Olive Branch	\$29,311	\$33,258	Shelby	\$6,408	\$6,408	West	\$555	\$555
Osyka	\$1,320	\$1,320	Sherman	\$1,949	\$1,949	West Point	\$11,231	\$11,231
Oxford	\$18,789	\$18,789	Shubuta	\$1,351	\$1,351	Wiggins	\$4,360	\$4,360
Pace	\$788	\$788	Shuqualak	\$1,503	\$1,503	Winona	\$5,009	\$5,009
Pachuta	\$799	\$799	Sidon	\$1,495	\$1,495	Winstonville	\$549	\$549
Paden	\$355	\$355	Silver City	\$1,032	\$1,032	Woodland	\$383	\$383
Pascagoula	\$18,043	\$18,043	Silver Creek	\$643	\$643	Woodville	\$3,357	\$3,357
Pass Christian	\$3,140	\$3,140	Slate Springs	\$330	\$330	Yazoo City	\$9,901	\$9,901
Pearl	\$21,786	\$21,786	Sledge	\$1,635	\$1,635			
Pelahatchie	\$3,919	\$3,919	Smithville	\$2,767	\$2,767			
Petal	\$8,423	\$8,423	Snow Lake Shores	\$977	\$977	<b>Total</b>	<b>\$1,591,714</b>	<b>\$1,601,806</b>

# Petroleum Tax Distributions to Counties

## Fiscal Year 2017

## Fiscal Year 2016

County	County Share Percentage of \$190,000	Surplus	Total	County Share Percentage of \$190,000	Surplus	Total
Adams	\$183,091	\$340,733	\$523,824	\$183,091	\$340,733	\$523,824
Alcorn	\$181,152	\$343,577	\$524,729	\$181,152	\$343,577	\$524,729
Amite	\$188,865	\$332,930	\$521,795	\$188,865	\$332,930	\$521,795
Attala	\$185,956	\$356,433	\$542,389	\$185,956	\$356,433	\$542,389
Benton	\$189,162	\$246,269	\$435,432	\$189,162	\$246,269	\$435,432
Bolivar	\$180,984	\$438,482	\$619,465	\$180,984	\$438,482	\$619,465
Calhoun	\$186,740	\$307,671	\$494,411	\$186,740	\$307,671	\$494,411
Carroll	\$189,214	\$301,640	\$490,854	\$189,214	\$301,640	\$490,854
Chickasaw	\$186,025	\$297,450	\$483,475	\$186,025	\$297,450	\$483,475
Choctaw	\$188,763	\$248,183	\$436,946	\$188,763	\$248,183	\$436,946
Claiborne	\$189,119	\$267,131	\$456,249	\$189,119	\$267,131	\$456,249
Clarke	\$187,391	\$336,986	\$524,376	\$187,391	\$336,986	\$524,376
Clay	\$183,640	\$288,536	\$472,176	\$183,640	\$288,536	\$472,176
Coahoma	\$180,600	\$339,154	\$519,755	\$180,600	\$339,154	\$519,755
Copiah	\$184,942	\$400,212	\$585,153	\$184,942	\$400,212	\$585,153
Covington	\$187,816	\$285,637	\$473,454	\$187,816	\$285,637	\$473,454
Desoto	\$120,372	\$793,333	\$913,704	\$120,372	\$793,333	\$913,704
Forrest	\$170,705	\$490,236	\$660,941	\$170,705	\$490,236	\$660,941
Franklin	\$188,870	\$278,787	\$467,657	\$188,870	\$278,787	\$467,657
George	\$188,356	\$310,443	\$498,799	\$188,356	\$310,443	\$498,799
Greene	\$189,076	\$333,532	\$522,608	\$189,076	\$333,532	\$522,608
Grenada	\$182,636	\$295,623	\$478,258	\$182,636	\$295,623	\$478,258
Hancock	\$181,172	\$383,785	\$564,957	\$181,172	\$383,785	\$564,957
Harrison	\$154,816	\$905,033	\$1,059,848	\$154,816	\$905,033	\$1,059,848
Hinds	\$163,112	\$1,173,065	\$1,336,177	\$163,112	\$1,173,065	\$1,336,177
Holmes	\$185,193	\$359,946	\$545,139	\$185,193	\$359,946	\$545,139
Humphreys	\$188,040	\$251,138	\$439,178	\$188,040	\$251,138	\$439,178
Issaquena	\$189,692	\$222,157	\$411,849	\$189,692	\$222,157	\$411,849
Itawamba	\$186,867	\$325,235	\$512,102	\$186,867	\$325,235	\$512,102
Jackson	\$162,959	\$772,451	\$935,410	\$162,959	\$772,451	\$935,410
Jasper	\$188,357	\$334,761	\$523,118	\$188,357	\$334,761	\$523,118
Jefferson	\$189,092	\$267,753	\$456,845	\$189,092	\$267,753	\$456,845
Jefferson Davis	\$189,249	\$259,772	\$449,021	\$189,249	\$259,772	\$449,021
Jones	\$182,460	\$515,603	\$698,063	\$182,460	\$515,603	\$698,063
Kemper	\$189,052	\$331,559	\$520,611	\$189,052	\$331,559	\$520,611
Lafayette	\$178,943	\$430,539	\$609,482	\$178,943	\$430,539	\$609,482
Lamar	\$184,013	\$429,814	\$613,828	\$184,013	\$429,814	\$613,828
Lauderdale	\$176,679	\$561,128	\$737,807	\$176,679	\$561,128	\$737,807
Lawrence	\$188,747	\$266,214	\$454,960	\$188,747	\$266,214	\$454,960
Leake	\$186,433	\$337,713	\$524,146	\$186,433	\$337,713	\$524,146
Lee	\$168,328	\$514,436	\$682,764	\$168,328	\$514,436	\$682,764
Leflore	\$181,982	\$369,491	\$551,473	\$181,982	\$369,491	\$551,473
Lincoln	\$183,730	\$376,973	\$560,702	\$183,730	\$376,973	\$560,702
Lowndes	\$177,119	\$446,044	\$623,163	\$177,119	\$446,044	\$623,163
Madison	\$162,047	\$615,618	\$777,665	\$162,047	\$615,618	\$777,665
Marion	\$186,298	\$340,203	\$526,501	\$186,298	\$340,203	\$526,501
Marshall	\$184,643	\$411,375	\$596,018	\$184,643	\$411,375	\$596,018
Monroe	\$183,180	\$423,820	\$607,000	\$183,180	\$423,820	\$607,000
Montgomery	\$186,358	\$254,004	\$440,363	\$186,358	\$254,004	\$440,363
Neshoba	\$185,504	\$355,346	\$540,850	\$185,504	\$355,346	\$540,850
Newton	\$185,750	\$329,364	\$515,114	\$185,750	\$329,364	\$515,114
Noxubee	\$187,754	\$319,694	\$507,448	\$187,754	\$319,694	\$507,448
Oktibbeha	\$176,097	\$393,402	\$569,499	\$176,097	\$393,402	\$569,499
Panola	\$183,925	\$398,238	\$582,163	\$183,925	\$398,238	\$582,163
Pearl River	\$183,100	\$499,609	\$682,709	\$183,100	\$499,609	\$682,709
Perry	\$188,502	\$311,594	\$500,096	\$188,502	\$311,594	\$500,096
Pike	\$181,323	\$357,226	\$538,548	\$181,323	\$357,226	\$538,548

# Petroleum Tax Distributions to Counties

County	Fiscal Year 2017			Fiscal Year 2016		
	County Share Percentage of \$190,000	Surplus	Total	County Share Percentage of \$190,000	Surplus	Total
Pontotoc	\$185,765	\$340,353	\$526,117	\$185,765	\$340,353	\$526,117
Prentiss	\$183,593	\$305,799	\$489,392	\$183,593	\$305,799	\$489,392
Quitman	\$187,649	\$244,150	\$431,799	\$187,649	\$244,150	\$431,799
Rankin	\$160,546	\$790,873	\$951,419	\$160,546	\$790,873	\$951,419
Scott	\$184,527	\$359,032	\$543,560	\$184,527	\$359,032	\$543,560
Sharkey	\$188,210	\$238,510	\$426,720	\$188,210	\$238,510	\$426,720
Simpson	\$185,755	\$351,963	\$537,718	\$185,755	\$351,963	\$537,718
Smith	\$187,950	\$323,954	\$511,904	\$187,950	\$323,954	\$511,904
Stone	\$187,531	\$286,414	\$473,944	\$187,531	\$286,414	\$473,944
Sunflower	\$181,117	\$382,691	\$563,807	\$181,117	\$382,691	\$563,807
Tallahatchie	\$186,613	\$322,067	\$508,679	\$186,613	\$322,067	\$508,679
Tate	\$184,464	\$316,132	\$500,596	\$184,464	\$316,132	\$500,596
Tippah	\$185,461	\$304,632	\$490,092	\$185,461	\$304,632	\$490,092
Tishomingo	\$186,270	\$288,031	\$474,301	\$186,270	\$288,031	\$474,301
Tunica	\$189,421	\$264,006	\$453,426	\$189,421	\$264,006	\$453,426
Union	\$185,541	\$312,413	\$497,954	\$185,541	\$312,413	\$497,954
Walthall	\$189,095	\$269,085	\$458,180	\$189,095	\$269,085	\$458,180
Warren	\$179,563	\$425,970	\$605,533	\$179,563	\$425,970	\$605,533
Washington	\$176,559	\$464,248	\$640,807	\$176,559	\$464,248	\$640,807
Wayne	\$187,017	\$377,262	\$564,279	\$187,017	\$377,262	\$564,279
Webster	\$188,025	\$254,739	\$442,764	\$188,025	\$254,739	\$442,764
Wilkinson	\$188,443	\$310,128	\$498,571	\$188,443	\$310,128	\$498,571
Winston	\$186,005	\$326,998	\$513,003	\$186,005	\$326,998	\$513,003
Yalobusha	\$187,287	\$273,376	\$460,663	\$187,287	\$273,376	\$460,663
Yazoo	\$184,750	\$427,510	\$612,260	\$184,750	\$427,510	\$612,260
<b>Total</b>	<b>\$14,981,137</b>	<b>\$31,037,414</b>	<b>\$46,018,550</b>	<b>\$14,981,137</b>	<b>\$27,408,709</b>	<b>\$42,389,846</b>

*This schedule is based on month of collection.*

Section 27-5-101 sets forth the distribution of the taxes to the counties from gasoline and special fuels. The counties share is derived from the “base” rate of tax. For gasoline, the base tax is the first 7 cents per gallon, and for un-dyed diesel, the base rate is the first 10 cents per gallon. After specified transfers are made from the base tax collections, 5/14ths of the remainder is distributed to the counties. The law provides that a portion of the counties share is shared with the municipalities within that county.

The following is the distribution of 5/14ths between the counties:

1. Pay each county \$190,000 annually. The municipalities share is paid from the \$190,000 and is paid from the municipal aid fund.
2. Annually, the remainder is divided according to the following formula (This split is listed as “surplus” in the above chart):
  - 1/3 share split evenly among all the counties;
  - 1/3 share split based upon the population of each county;
  - 1/3 share split based on the square miles of each county.

The 9/14ths share provides a monthly transfer of \$83,333.33 to the Municipal Aid Fund; 50% of the tax on gasoline collected in the three coastal counties is returned to those counties for Road Protection; amounts specified to retire the bond sinking funds; and the remainder for the benefit of the State Highway Fund.

The additional tax is **11 cents** a gallon on gas and **8 cents a gallon** on diesel. The amount of tax collections from the first 2 cents per gallon of the additional tax is used exclusively for the construction, reconstruction and maintenance of highways or the payment of interest and principal on bonds. Of the remaining additional tax:

- 23 1/4% is for the State Aid Road Fund
- The remainder to the State Highway Fund

## Quantities and Taxes Collected by Fuel Type

All motor fuels including gasoline, diesel, kerosene, fuel oil, compressed gas, natural gas and lubricating oil, are subject to Petroleum Excise Taxes. These taxes are collected from petroleum product distributors, interstate motor carriers, and persons using petroleum products.

The Gross Gallons, Exempt Sales, 2% Allowance, Net Taxable Gallons, Government Exemptions, and Tax Due (Total Tax) will reflect the return totals for the return period. Collections will reflect the total collected during that period.

### Automotive Gasoline

Gross Gallons	4,395,711,572		
Exempt Sales	2,653,713,250	Government Exemption	\$1,825,453
2% Allowance	34,839,966		
<b>Net Taxable Gallons</b>	<b>1,741,998,322</b>	<b>Tax (including Penalty and Credit)</b>	<b>\$305,623,295</b>
<b>Total Collections</b>		<b>\$297,117,952</b>	

### Special Fuels

	Gallons	Tax	
Dyed Diesel & Kerosene	113,785,665	\$6,586,821	5.75 cents
Fuel Oil	3,610	\$208	5.75 cents
Undyed Diesel Fuel	618,566,138	\$111,370,333	18 cents (road use)
Jet Fuel	21,808,541	\$1,145,736	5.25 cents
<b>Subtotal</b>		<b>\$119,103,097</b>	
Government Exemptions		\$1,305,610	
Authorized Credits		\$370,269	
<b>Total Tax</b>		<b>\$117,427,218</b>	
<b>Total Collections</b>		<b>\$118,185,575</b>	

## Quantities and Taxes Collected by Fuel Type

### Special Fuel Contractor's Direct Pay Permits

	Gallons	Tax	
Dyed Diesel & Kerosene	1,005,759	\$57,831	5.75 cents
Fuel Oil	11,665	\$671	5.75 cents
Undyed Diesel Fuel	597,498	\$107,550	18 cents (road use)
Dyed Diesel Fuel	522,493	\$64,006	12.25 cents
<b>Total Tax</b>		<b>\$230,057</b>	
<b>Total Collections</b>		<b>\$245,015</b>	

### Aviation Gasoline

Gross Gallons	4,172,012		
Exempt Sales	2,347,544	Government Exemption	\$4,566
2% Allowance	36,491		
<b>Net Taxable Gallons</b>	<b>1,824,468</b>	<b>Tax (including Penalty and Credit)</b>	<b>\$109,864</b>
	<b>Total Collections</b>		<b>\$132,470</b>

### Environmental Protection Fee

Type of Fuel	Gallons	Fees	
Auto Gasoline Gallons	1,304,039,092	\$5,216,156	Section 49-17-4407 (2a) & (2b) imposes an additional fee of 4/10ths of 1 cent on gasoline and special fuel for the support of the Groundwater Trust Fund. The law provides that when the balance in the Trust Fund exceeds \$10 million, then the imposition of the fee is suspended until the balance falls below \$6 million.
Aviation Gasoline Gallons	7,606,907	\$30,428	
Diesel & Kerosene Gallons	537,745,689	\$2,150,983	
Fuel Oil Gallons	13,495,309	\$53,981	
Jet Fuel Gallons	16,204,401	\$64,818	
<b>Total Tax</b>		<b>\$7,516,366</b>	
<b>Total Collections</b>		<b>\$7,525,670</b>	



## Quantities and Taxes Collected by Fuel Type

### Compressed Gas

	Gallons	Tax	
Compressed Gas	96,699,834	\$338,450	.35 cents
Highway Use Compressed Gas	30,829	\$5,164	16.75 cents
Natural Gas	3,322,162	\$597,989	18 cents (road use)
<b>Subtotal</b>		<b>\$941,603</b>	
Government Exemptions		\$677	
<b>Total Tax</b>		<b>\$940,926</b>	
<b>Compressed Gas Decal Fees</b>		<b>\$40,326</b>	
<b>Total Collections</b>		<b>\$949,692</b>	

### Natural Gas, Compressed Gas & Locomotive Fuel Collections

	Quantity	Tax	
Natural Gas	15,583,568	\$467,507	3 cents per MCF
Natural Gas	1,362,518	\$163,502	12 cents per MCF
Compressed Gas	63,662	\$318	1/2 cents per MCF
Compressed Gas	197,377	\$3,948	2 cents per MCF
Locomotive Fuel	23,700,641	\$177,755	3/4 cents per gallon
<b>Total Tax</b>		<b>\$813,030</b>	
<b>Total Collections</b>		<b>\$927,835</b>	

### Crankcase Lubricating Oil (Motor Oil)

The tax on lubricating oil is 2 cents per quart, or 8 cents per gallon. The revenue is designated for the State Highway Fund to construct or reconstruct highways under the Four Lane Highway Program Section 27-57-1 & 37

<b>Net Taxable Gallons</b>	<b>10,545,197</b>
Tax	\$843,616
<b>Total Collections</b>	<b>\$927,835</b>

# Quantities and Taxes Collected by Fuel Type

## Seawall Tax Collections

Section 65-33-47 imposes an additional tax on gasoline in Harrison, Hancock and Jackson Counties for the support and maintenance of the Seawall. The tax is 3 cents per gallon and is only imposed on gasoline.

	Gallons	Tax
Harrison County	116,483,514	\$3,491,591
Jackson County	25,264,050	\$738,152
Hancock County	73,659,145	\$2,209,774
<b>Total Tax</b>		<b>\$6,439,518</b>
<b>Total Collections</b>		<b>\$6,502,133</b>

## International Fuel Tax Agreement (IFTA)

Mississippi Fuel Purchases by Mississippi Based Carriers	A - Taxable Fuel (Gallons used in MS)	B - Tax Paid Fuel (Gallons purchased in MS)	Net Tax Fuel Gallons (A - B)	*Excess MS Excise Tax (interest included)
Diesel / Gasoline / CNG	75,853,463	102,029,087	(26,267,471)	(\$4,733,756)

IFTA Non Clearinghouse payments	\$338,426
---------------------------------	-----------

IFTA Clearinghouse payments	\$9,337,081
-----------------------------	-------------

\* Excess MS Excise Tax is used to make IFTA Clearinghouse payments.

IFTA is a compact of the 48 contiguous States, the IRS, the 10 Canadian provinces, and the federal government of Canada.

A motor carrier licensed under IFTA reports to its home state all miles traveled in all jurisdictions, total fuel consumed, and the total fuel purchased. IFTA apportions tax collections among the states based on miles traveled and the fuel used by carriers within each state according to each state's tax rates.

THE DOR collects the taxes from Mississippi based licensees on behalf of all member jurisdictions and makes a payment to IFTA for taxes collected for those jurisdictions. Likewise, the DOR receives payments from other states who collect Mississippi taxes from their licensees.

Mississippi is a payout state. That means carriers purchase more fuel in the State than they consume and why the amount "collected" is a negative. The offset to the payout is the amounts collected in the other fuel categories: Automotive, Special Fuels, Compressed Gas, and Natural Gas, Compressed Gas & Locomotive Fuels.



# Privilege Taxes and Titles

Privilege Tax Receipts and Disbursements	page 133
Registrations Issued by the Counties	page 134
Vehicle Fees and Tax Receipts	page 135
Vehicle Registrations by County	page 136
Titles	page 137



Employees being trained on the new motor vehicle system known as MARVIN.

Magnolia tree captured on W. Capital Street in downtown Jackson.



# Privilege Tax Receipts and Disbursements

## Receipts and Collections

<b>Interstate Vehicles (Apportioned)</b>	<b>\$61,233,671</b>
<b>Intrastate Vehicles</b>	
Trucks, Trailers, & Buses (100% MS)	\$21,217,109
Government and Sheriff Offices	\$41,442
Dealers	\$872,649
Regular Tags	\$35,606,175
Special Fee Tags	\$10,840,947
<b>Total Intrastate Vehicles</b>	<b>\$68,578,322</b>
<b>Total Receipts</b>	<b>\$129,811,993</b>

## Disbursements

Department of Transportation	\$55,038,213
Four Lane Highway Project	\$14,244,786
Counties	\$27,055,178
General Fund	\$16,502,549
License Tag Acquisition Fund	\$0
Mississippi Department Of Revenue	\$116,507
Mississippi Burn Center	\$255,894
Mississippi Dept Of Archives And History	\$523,433
Mississippi Trauma Care Fund	\$10,002,417
Organizations For Specialty Plates	\$5,629,390
Mailing Expenses	\$443,627
<b>Total Disbursements</b>	<b>\$129,811,993</b>

## Organizations Receiving Payments from Specialty License Plates

**Total: \$5,629,390**

4-H Club Foundation, Inc.	\$4,128	Habitat for Humanity	\$28,104	Pearl Public School District	\$7,560
Adult Education Dept. of Rankin County	\$35,332	Hattiesburg School District	\$4,680	Pearl River Valley Water Supply District	\$17,832
Afghanistan Veterans	\$19,368	Heroines Of Jericho	\$7,992	Petal Education Foundation	\$15,720
Afterschool Alliance of MS	\$432	Honoring Veterans	\$19,392	Phi Beta Sigma	\$8,640
Alpha Kappa Alpha Sorority	\$8,904	Institute for Marine Mammal Studies	\$37,992	Profession of Pharmacy	\$7,872
Animal Care Fund	\$60,725	Jackson Co Animal Shelter	\$7,800	Professional Fire Fighters of MS	\$43,056
Alpha Phi Alpha Fraternity	\$35,808	Jackson Zoo	\$6,888	Professional Hair Designers Inc.	\$20,688
Autism Awareness in MS	\$34,680	Kappa Alpha Psi	\$12,768	Race Plates	\$74,048
Baptist Hosp & Healthcare Foundation	\$30,580	Knights of Columbus of Mississippi	\$4,872	Rankin County School District	\$4,224
Bayou Bengal Booster Club of MS	\$109,032	Lafayette County Schools	\$9,120	Ridgeland High School Athletic	\$2,496
Bicycle Advocacy Group of MS	\$16,680	Lanier High School Natl Alumni Assoc	\$12,240	Seafood Fund	\$20,640
Big Red Athletic Foundation	\$17,064	Law Enf Officers & Fire Fighter Death Ben	\$12,216	Sons of Confederate Veterans	\$15,864
Blair E. Batson Children's Hospital	\$286,304	LeBonheur Hospital	\$17,568	South Panola	\$6,312
Board of Contractors	\$6,912	Madison Central Jaguars Booster Club	\$6,072	St Martin High School Buzz Club	\$5,304
Blues Heritage Fund	\$17,472	MS Athletic Commission	\$3,624	St. Jude Children's Research Hospital	\$69,024
Boy Scouts of America	\$6,960	MS Academy of Family Physicians	\$9,600	Sunflower School	\$32,976
Breast Cancer Awareness	\$135,936	MS Blood Services, Inc.	\$3,936	Tupelo Elvis Presley Fan Club	\$36,576
Catch A Dream	\$9,240	MS Children's Museum	\$10,208	Tupelo Public School District	\$5,472
Cattleman's Association	\$41,401	MS Comm. Volunteer Service	\$1,488	Universities & Colleges	\$1,861,289
Choose Life	\$156,888	MS Department of Education	\$36,384	University of MS Medical Center	\$8,424
City of Natchez	\$8,688	MS Donate Life	\$11,712	Vancleave Home Run Club	\$6,432
Civil Air Patrol	\$1,272	MS Forestry Association	\$19,824	Veterans Nursing Home Fund	\$314,250
Conservation Education	\$7,650	MS Law Enforcement Assoc. Retired	\$21,648	Vietnam Veteran	\$34,530
Delta Sigma Theta	\$41,664	MS Loggers Association, Inc.	\$14,400	West Jones	\$5,064
Delta Waterfowl Foundation	\$18,960	Mississippi MOTO Steps	\$5,064	West Lauderdale Knights	\$3,384
Dental Hygienist Assn	\$8,808	MS Nurses Foundation	\$251,160	Wildlife Federation	\$19,176
Down Syndrome Society	\$6,576	MS State Equine Association	\$20,832	Wildlife Heritage	\$479,180
Diabetic Foundation of MS	\$7,440	MS Tennis Association	\$10,848	Wildlife Turkey Federation	\$19,296
Ducks Unlimited	\$70,584	MS Toughest Kids Foundation	\$8,160	Zeta Phi Beta, Inc	\$17,880
Dyslexia Awareness	\$8,880	MS Troopers Assoc, Inc.	\$6,744		
Electric Power Associations	\$51,096	MS Youth Soccer Association	\$5,112		
Emergency Management Systems	\$20,592	M W Stringer GL, F & A Mason, Prince Hall Affiliated	\$25,440		
Fannie Lou Hamer Cancer Foundation	\$26,208	NASCAR	\$8,646		
Farm Families	\$53,832	National Rifle Association	\$12,696		
Fire Fights Association	\$93,168	Navy Marine Corp Relief Society	\$14,040		
Friends of the Med, Coahoma County	\$192	New Orleans Saints	\$206,624		
Germantown High School	\$8,592	Oak Grove High School	\$8,448		
Gold Star	\$1,176	Ocean Springs Athletic Foundation Tag	\$22,128		
Grand Lodge	\$31,320	Olive Branch High School	\$1,872		
Gulfport Police PAL	\$912	Omega Psi Phi Fraternity	\$16,176		
Gulfport School District	\$7,200	Oxford School District	\$13,008		



# Registrations (License Plates and/or Decals) Issued by Mississippi Counties

Motorcycles	43,815
Regular Passenger	1,296,541
Pickups	490,692
Trailers	209,333
Specialty Plates	<u>726,245</u>
<b>Total County Issued Tags</b>	<b>2,766,626</b>

## Specialty, Military, University or Personalized Plates Issued Total: 726,245

Active Forces Reserves	898	Knights of Columbus MS	187	Retired Law Enforcement	517
Afghanistan Veteran	706	Lafayette County Schools	347	Retired Troopers	255
Afterschool Alliance of MS	17	Lanier High School	459	Ridgeland HS	97
Air Medal	252	Law Enforcement:		School Bus	1,417
AKA	1,378	Police	640	Silver Star	46
Alpha Phi Alpha	347	Sheriff	525	Soccer Association	189
Amateur Radio	808	State	267	Soil Conservation	266
Ambulance	444	LeBonheur Hospital	672	South Panola School District	236
American Legion	2	Legislative:		St. Jude Children's Research Hospital	2,658
Antique	183,455	House of Representatives-MS	33	St Martins Yellow Jackets	280
Autism Awareness	1,363	House of Representatives-US	4	Street Rod	1,003
Bicycle Advocacy	628	Senate-US	1	Sunflower Schools	1,257
Biloxi Indians	669	License Board of Contractors	257	Support Teachers	1,389
Blair E. Batson Children's Hospital	4,400	Living Healthy	365	Supporter of Marine Corps	524
Boy Scouts	269	Lt. Governor/Governor & Ex Gov/Lt. Gov		Taxi	443
Breast Cancer Awareness	5,231	Madison Jaguars	224	Toughest Kids	298
Bronze Star	839	Marine Mammal	1,459	Tupelo School District	211
Catch A Dream	320	M W Stringer Lodge	993	Universities and Colleges: In State	
Cattleman's Foundation	2,010	Medal of Honor	2	Alcorn State University	1,880
Choose Life	5,924	MS Blood Services	149	Belhaven College	185
Church Bus	5,626	MS Blues Foundation	685	Delta State University	724
Civil Air Patrol	47	MS Children's Museum	214	Jackson State University	3,232
Confederate Veteran	611	MS Law Enforcement Officers Association	318	Millsaps College	297
Delta Sigma Theta	1,583	MS Loggers Association	530	Mississippi College	349
Delta Waterfowl	708	MS MOTO Steps	204	Mississippi State University	20,336
Dental Hygienist	346	MS Nurses Foundation	9,421	Mississippi University for Women	289
Diabetics Foundation	1,159	MS State Equine Association	770	Mississippi Valley State University	1,015
Disabled	104,708	MS Tennis Association	394	Rust College	158
Disabled Veteran	9,111	NASCAR:		Tougaloo College	624
Dyslexia Awareness	325	Generic	1,536	University of Mississippi	17,406
Distinguished Flying Cross	79	Drivers	6,871	University of Southern Mississippi	5,367
Down Syndrome Awareness	244	Robert Burroughs	55	William Carey College	343
Ducks Unlimited	2,565	Natchez City of	328	Universities and Colleges: Out of State	
Electric Power Association	2,017	National Guard	5,073	Auburn University	729
Elvis Fan Club	1,384	National Rifle	452	Louisiana State University	2,185
Emergency Management	774	Navy Marine Corp	56	University of Alabama	3,470
4-H Club Foundation	148	Oak Grove	310	University of Memphis	621
Fannie Lou Hammer Fund	1,048	Ocean Springs Athletic Association	828	New Orleans Saints	4,225
Farm Families	2,040	Olive Branch School	69	Vancleave School District	243
Farm Property Carrier	9,966	Omega Psi Phi	604	Vanity	83,141
Fire Fighter	2,020	Organ Donor	443	Veteran	7,641
Fleet	2,597	Oxford School District	468	Veteran of Foreign Wars	1
Fleet Rental Trailer	2,317	Pearl Harbor	3	Vietnam Veteran	1,072
Forestry Association	737	Pearl River Valley (REZ)	680	Volunteer	66
Germantown School	314	Pearl School District	284	West Jones	188
Gold Star	93	Petal School District	595	West Lauderdale Knights	165
Governor		Phi Beta Sigma	327	Wildlife:	
Grand Lodge	1,203	Prisoner of War (EX)	261	Bass	2,221
Gulfport Police	29	Profession of Pharmacy	283	Butterfly	3,113
Gulfport School District	276	Professional Hair Designers, Inc.	748	Deer	6,255
Hattiesburg School District	204	Professional Fire Fighters	1,628	Eagle	224
Hearing Impaired	64	Property Carriers 10,000 LBS	81,738	Hummingbird	3,171
Hearse	494	Purple Heart	4,242	Lab	2,588
Heroines of Jericho	304	Rankin School District	142	Mallard	1,449
Historical	1,000	Realtor's Association	1,039	Rabbit	724
Honoring Fallen Officers	464	Rental	11,449	Speckled Trout	945
Honoring Veterans	732	Retired Armed Forces:		Turkey	2,150
I Care for Animals	2,205	Air Force	6,526	Wild Turkey Federation	739
Iraq Veteran	1,515	Army	7,189	Wildlife Federation	625
Jackson Zoo	264	Coast Guard	326	Zeta Phi Beta	684
Kappa Alpha Psi	478	Marine	939		
Kickboxing	137	Merchant Marine	4		
Killed in Action Surviving Spouse	23	Navy	4,539		
		National Guard	2,821		
		Retired Armed Forces Reserve	424		



# Vehicle Fees and Tax Receipts Collected by Department of Revenue

## Interstate Vehicle Fee and Tax Receipts for Apportioned Trucks, Trailers and Buses

Classification	Number of Decals and Plates	Decal and Plate Fees	Privilege Tax	Total Collections
<b>Carriers based in MS</b>				
Privilege Tax			\$11,717,253	\$11,717,253
Additional Privilege			\$3,820,651	\$3,820,651
Penalties			\$23,787	\$23,787
Trauma Care Fund		\$154,637		\$154,637
Fees: Decal / Plate / Permanent Trailer	48,653	\$770,838		\$770,838
Mailing Fees		\$101,923		\$101,923
<b>Total Carriers in MS</b>	<b>48,653</b>	<b>\$1,027,398</b>	<b>\$15,561,692</b>	<b>\$16,589,090</b>
<b>Carriers based outside MS</b>				
Privilege Tax			\$31,245,823	\$31,245,823
Additional Privilege			\$13,398,758	\$13,398,758
<b>Total Carriers outside MS</b>			<b>\$44,644,581</b>	<b>\$44,644,581</b>
<b>Total Interstate</b>	<b>48,653</b>	<b>\$1,027,398</b>	<b>\$60,206,273</b>	<b>\$61,233,671</b>

## Intrastate Vehicle Fee and Tax Receipts

Classification	Number of Decals and Plates	Decal and Plate Fees	Privilege Tax	Total Collections
<b>State Issued Tags</b>				
Privilege Tax	68,480	\$628,769	\$14,668,637	\$15,297,405
Additional Privilege			\$5,295,991	\$5,295,991
Trauma Care Fund		\$280,972		\$280,972
Mailing Fees		\$341,709		\$341,709
Miscellaneous Expense		\$1,031		\$1,031
<b>Sub Total</b>	<b>68,480</b>	<b>\$1,252,481</b>	<b>\$19,964,628</b>	<b>\$21,217,109</b>
Government Tags	4,062	\$39,076		\$39,076
Sheriff Office Tags	267	\$2,366		\$2,366
Dealer Tags	7,712	\$64,457	\$300,667	\$365,124
Dealer Permits	2,856		\$281,300	\$281,300
Temporary Tags	43,473		\$217,365	\$217,365
In Transit Tags	4,430		\$8,860	\$8,860
<b>Sub Total</b>	<b>62,800</b>	<b>\$105,900</b>	<b>\$808,192</b>	<b>\$914,092</b>
<b>Total State Issued Plates</b>	<b>131,280</b>	<b>\$1,358,380</b>	<b>\$20,772,820</b>	<b>\$22,131,200</b>
<b>County Issued Tags</b>				
Regular Tags	2,040,381	\$35,606,175		\$35,606,175
Special Fee Tags	726,245	\$10,840,947		\$10,840,947
<b>Total County Issued Plates</b>	<b>2,766,626</b>	<b>\$46,447,122</b>		<b>\$46,447,122</b>
<b>Total Intrastate</b>	<b>2,897,906</b>	<b>\$47,805,502</b>	<b>\$20,772,820</b>	<b>\$68,578,322</b>

## Motor Vehicle Registrations by County

County	Amount	County	Amount	County	Amount	County	Amount
Adams	29,162	Grenada	21,291	Leflore	23,920	Scott	26,602
Alcorn	33,476	Hancock	46,856	Lincoln	35,458	Sharkey	3,679
Amite	16,313	Harrison	183,565	Lowndes	56,836	Simpson	26,666
Attala	19,161	Hinds	194,407	Madison	105,260	Smith	16,931
Benton	8,608	Holmes	15,229	Marion	24,149	Stone	18,146
Bolivar	26,123	Humphreys	6,465	Marshall	36,924	Sunflower	18,505
Calhoun	13,825	Issaquena	1,573	Monroe	34,675	Tallahatchie	10,548
Carroll	11,876	Itawamba	22,915	Montgomery	10,683	Tate	26,531
Chickasaw	16,447	Jackson	139,137	Neshoba	26,798	Tippah	20,898
Choctaw	9,096	Jasper	17,453	Newton	20,672	Tishomingo	21,440
Claiborne	8,221	Jefferson	7,201	Noxubee	9,213	Tunica	8,502
Clarke	17,275	Jeff Davis	13,118	Oktibbeha	33,374	Union	26,319
Clay	18,779	Jones	63,423	Panola	31,242	Walthall	15,357
Coahoma	16,928	Kemper	9,400	Pearl River	56,568	Warren	44,139
Copiah	28,402	Lafayette	40,920	Perry	13,294	Washington	36,513
Covington	20,637	Lamar	53,723	Pike	38,064	Wayne	21,093
Desoto	169,054	Lauderdale	66,234	Pontotoc	30,223	Webster	10,479
Forrest	59,507	Lawrence	13,486	Prentiss	21,978	Wilkinson	8,472
Franklin	9,016	Leake	19,123	Quitman	6,020	Winston	17,841
George	23,916	Lee	78,739	Rankin	157,014	Yalobusha	12,735
Greene	11,273					Yazoo	21,481

**Total: 2,766,595**

## Additional Privilege Tax Collected on Vehicles in Excess of 10,000 Pounds

County	Amount	County	Amount	County	Amount	County	Amount
Adams	\$363,603	Grenada	\$110,035	Leflore	\$266,274	Scott	\$282,598
Alcorn	\$276,009	Hancock	\$114,032	Lincoln	\$271,823	Sharkey	\$53,934
Amite	\$128,343	Harrison	\$1,159,009	Lowndes	\$474,111	Simpson	\$141,152
Attala	\$152,064	Hinds	\$1,441,587	Madison	\$351,831	Smith	\$139,889
Benton	\$46,685	Holmes	\$82,580	Marion	\$675,528	Stone	\$167,037
Bolivar	\$335,426	Humphreys	\$75,666	Marshall	\$258,411	Sunflower	\$164,692
Calhoun	\$139,537	Issaquena	\$36,562	Monroe	\$204,033	Tallahatchie	\$108,242
Carroll	\$90,276	Itawamba	\$165,937	Montgomery	\$90,203	Tate	\$197,649
Chickasaw	\$131,414	Jackson	\$620,345	Neshoba	\$220,731	Tippah	\$315,946
Choctaw	\$39,271	Jasper	\$154,211	Newton	\$149,404	Tishomingo	\$178,838
Claiborne	\$33,938	Jefferson	\$27,564	Noxubee	\$86,723	Tunica	\$46,823
Clarke	\$116,615	Jeff Davis	\$87,847	Oktibbeha	\$100,434	Union	\$237,812
Clay	\$190,923	Jones	\$909,174	Panola	\$300,693	Walthall	\$157,544
Coahoma	\$129,302	Kemper	\$41,299	Pearl River	\$227,472	Warren	\$249,350
Copiah	\$143,042	Lafayette	\$176,751	Perry	\$74,511	Washington	\$293,642
Covington	\$241,489	Lamar	\$287,196	Pike	\$272,276	Wayne	\$194,344
Desoto	\$895,683	Lauderdale	\$403,446	Pontotoc	\$242,637	Webster	\$63,246
Forrest	\$688,598	Lawrence	\$59,379	Prentiss	\$190,008	Wilkinson	\$55,058
Franklin	\$73,285	Leake	\$207,604	Quitman	\$48,447	Winston	\$113,288
George	\$149,782	Lee	\$568,897	Rankin	\$3,463,096	Yalobusha	\$79,113
Greene	\$66,632					Yazoo	\$145,519

**Total: \$22,515,400**

# Titles

## Receipts and Transfers with Comparison to Prior Year

	Fiscal Year 2017	Fiscal Year 2016
Title Fees	\$7,757,948	\$7,955,735
Fast Track Title Fees	\$3,019,699	\$2,409,833
<b>Total Receipts</b>	<b>\$10,777,647</b>	<b>\$10,365,568</b>
Transferred to DOR Special Funds	\$10,779,099	\$10,364,116

Fiscal Year 2017: Issued 930,413 Motor Vehicle Titles



“...The Department of Revenue shall have charge of all the affairs of administering the laws of the state relative to vehicle registration and titling and manufactured housing titling...” MCA §63-21-3



# Property Tax

## Homestead Exemption

Applications by County & School Districts	page 141
Reimbursements by County & School Districts	page 142
Exempt Assessed Value by County & School Districts	page 143
Tax Loss County & Municipal Schools	page 144
Tax Loss Municipalities	page 145

## In Lieu

TVA Diversions to Counties & Municipalities	page 146
TVA Diversions to School Districts	page 147
Rail Car In Lieu Distributions by County	page 148
Grand Gulf Nuclear In Lieu Distributions	page 149

## Ad Valorem Assessments

2015 Ad Valorem Assessments, Total Mississippi	page 150
Public Utilities Assessments by Class	page 151
Assessment of Personal Property by Category	page 152
Assessment of Real Property by Category	page 154
Ad Valorem Assessments, All Counties	page 156
Public Service and Transportation Assessments	page 158
Total All Counties 2007 through 2015	page 164



Taking a moment to discuss weekly updates

Magnolias pictured near the Ross Barnett Reservoir after the snowfall.





# Homestead Exemption Applications

Number of applications filed for regular Homestead Exemption and the number of applications filed for those over 65 and/or disabled. Elderly and Disabled are NOT included in the Totals for Regular Applicants.

## By County

County	Regular Applicants	Elderly & Disabled	County	Regular Applicants	Elderly & Disabled
Adams	3,570	3,582	Lincoln	4,559	3,813
Alcorn	4,401	4,528	Lowndes	7,217	5,618
Amite	1,708	1,621	Madison	18,565	6,963
Attala	2,403	2,472	Marion	3,042	3,068
Benton	1,006	1,186	Marshall	4,732	3,961
Bolivar	3,466	3,049	Monroe	4,809	4,642
Calhoun	1,858	1,903	Montgomery	1,385	1,473
Carroll	1,527	1,484	Neshoba	3,381	2,772
Chickasaw	2,066	2,109	Newton	2,862	2,527
Choctaw	1,088	1,099	Noxubee	1,020	1,300
Claiborne	912	891	Oktibbeha	4,896	3,086
Clarke	2,256	2,140	Panola	3,978	3,778
Clay	2,161	2,254	Pearl River	6,943	6,674
Coahoma	2,198	2,095	Perry	1,475	1,347
Copiah	3,430	3,215	Pike	4,340	4,365
Covington	2,566	1,996	Pontotoc	4,356	3,156
Desoto	27,206	13,071	Prentiss	3,273	3,229
Forrest	7,869	6,190	Quitman	741	975
Franklin	1,051	1,020	Rankin	25,202	12,698
George	3,169	2,429	Scott	3,086	2,476
Greene	1,589	1,337	Sharkey	413	451
Grenada	2,632	2,628	Simpson	3,342	2,817
Hancock	6,216	5,227	Smith	2,260	1,902
Harrison	21,803	16,062	Stone	2,272	1,891
Hinds	32,552	14,521	Sunflower	2,373	2,198
Holmes	1,559	1,959	Tallahatchie	1,167	1,390
Humphreys	812	976	Tate	3,617	3,002
Issaquena	119	142	Tippah	2,914	2,824
Itawamba	3,353	2,974	Tishomingo	2,742	2,831
Jackson	18,571	13,964	Tunica	697	462
Jasper	2,197	2,106	Union	3,662	3,065
Jefferson	806	866	Walthall	1,857	2,040
Jefferson Davis	1,474	1,714	Warren	6,287	4,354
Jones	7,479	7,133	Washington	4,704	4,742
Kemper	1,001	1,188	Wayne	2,668	2,109
Lafayette	6,250	3,490	Webster	1,409	1,243
Lamar	8,630	4,341	Wilkinson	896	946
Lauderdale	9,565	7,159	Winston	2,235	2,325
Lawrence	1,717	1,657	Yalobusha	1,593	1,924
Leake	2,504	2,291	Yazoo	2,493	2,399
Lee	12,030	8,045			
Leflore	2,722	2,512	<b>Totals</b>	<b>380,955</b>	<b>283,462</b>

## By Separate School District

Separate School District	Regular Applicants	Elderly & Disabled
Aberdeen	951	1,178
Amory	1,259	1,254
Baldwyn	663	624
Bay St Louis	1,943	1,627
Biloxi	3,100	2,717
Booneville	596	619
Brookhaven	2,258	2,041
Canton	1,876	1,483
Clarksdale	1,187	1,241
Clinton	5,275	2,334
Columbia	1,098	1,132
Columbus	2,781	2,888
Corinth	1,441	1,650
Durant	194	256
Forest	776	698
Greenville	2,428	2,726
Greenwood	1,531	1,370
Grenada	2,632	2,628
Gulfport	3,196	3,143
Hattiesburg	2,508	2,328
Hazlehurst	1,178	1,183
Holly Spring	1,239	1,170
Houston	1,283	1,214
Jackson	18,350	8,806
Kosciusko	1,419	1,374
Laurel	1,340	1,624
Long Beach	2,112	1,645
Louisville	2,235	2,325
McComb	1,559	1,761
Meridian	3,735	3,318
Moss Point	2,051	3,003
New Albany	1,288	1,159
Ocean Spring	4,751	2,760
Okolona	525	639
Oxford	3,506	1,751
Pascagoula	4,469	3,528
Pass Christian	1,543	1,261
Pearl	2,750	1,951
Petal	3,172	1,878
Philadelphia	766	707
Picayune	2,506	2,658
Pontotoc	1,690	1,280
Richton	456	428
Senatobia	1,150	772
Tupelo	5,482	3,756
West Point	2,161	2,254
Winona	580	631
Yazoo City	968	1,025
<b>Totals</b>	<b>111,957</b>	<b>89,798</b>

## Calendar Year 2016

- \* Drew Separate School District was consolidated into Sunflower County School District July 1, 2012
- \* Indianola Separate School District was consolidated into Sunflower County Consolidated School District July 1, 2014
- \* Starkville Separate School District was consolidated into Oktibbeha Consolidated School District July 1, 2015
- \* Clay County School was consolidated into West Point Consolidated School District on July 1, 2015



# Homestead Exemption Reimbursements

## By County

## By Separate School District

County	County Regular Applicants	Municipality Elderly & Disabled	County	County Regular Applicants	Municipality Elderly & Disabled	Separate School District	Combined Regular, Elderly & Disabled
Adams	\$667,530	\$288,347	Lincoln	\$581,185	\$205,446	Aberdeen	\$99,175
Alcorn	\$689,460	\$289,850	Lowndes	\$933,889	\$378,115	Amory	\$117,005
Amite	\$310,654	\$34,308	Madison	\$2,226,394	\$205,601	Baldwyn	\$59,800
Attala	\$325,115	\$128,109	Marion	\$467,712	\$75,317	Bay St Louis	\$166,591
Benton	\$204,547	\$20,275	Marshall	\$699,041	\$115,207	Biloxi	\$292,967
Bolivar	\$608,057	\$365,560	Monroe	\$660,661	\$296,495	Booneville	\$61,437
Calhoun	\$351,100	\$95,275	Montgomery	\$210,338	\$131,567	Brookhaven	\$224,691
Carroll	\$280,952	\$26,344	Neshoba	\$505,451	\$60,949	Canton	\$156,637
Chickasaw	\$231,211	\$121,230	Newton	\$502,930	\$110,531	Clarksdale	\$148,087
Choctaw	\$211,400	\$36,635	Noxubee	\$216,570	\$79,159	Clinton	\$355,165
Claiborne	\$168,142	\$22,051	Oktibbeha	\$372,438	\$204,325	Columbia	\$103,707
Clarke	\$410,233	\$92,456	Panola	\$723,994	\$194,551	Columbus	\$326,128
Clay	\$206,027	\$168,227	Pearl River	\$1,035,909	\$223,880	Corinth	\$143,910
Coahoma	\$331,184	\$285,543	Perry	\$222,376	\$31,238	Durant	\$20,990
Copiah	\$510,439	\$169,864	Pike	\$658,430	\$256,917	Forest	\$77,843
Covington	\$425,699	\$37,042	Pontotoc	\$563,083	\$15,466	Greenville	\$304,360
Desoto	\$3,759,718	\$304,704	Prentiss	\$519,072	\$193,738	Greenwood	\$180,318
Forrest	\$863,681	\$595,835	Quitman	\$160,172	\$70,148	Grenada	\$245,486
Franklin	\$193,309	\$26,897	Rankin	\$3,318,518	\$362,531	Gulfport	\$363,584
George	\$522,410	\$26,627	Scott	\$450,487	\$70,479	Hattiesburg	\$264,069
Greene	\$273,069	\$23,153	Sharkey	\$80,633	\$48,473	Hazlehurst	\$109,689
Grenada	\$245,486	\$181,091	Simpson	\$574,621	\$88,303	Holly Springs	\$112,143
Hancock	\$896,094	\$431,716	Smith	\$388,260	\$37,870	Houston	\$116,138
Harrison	\$2,661,295	\$1,961,659	Stone	\$388,500	\$35,035	Jackson	\$2,027,499
Hinds	\$2,771,524	\$2,466,592	Sunflower	\$426,632	\$291,357	Kosciusko	\$129,919
Holmes	\$307,283	\$109,013	Tallahatchie	\$238,611	\$68,898	Laurel	\$184,492
Humphreys	\$166,821	\$63,693	Tate	\$527,975	\$79,033	Long Beach	\$208,285
Issaquena	\$24,341	\$2,262	Tippah	\$535,441	\$40,101	Louisville	\$212,388
Itawamba	\$590,585	\$60,088	Tishomingo	\$520,023	\$56,801	McComb	\$191,696
Jackson	\$2,077,578	\$956,967	Tunica	\$108,135	\$15,158	Meridian	\$432,144
Jasper	\$401,537	\$34,189	Union	\$514,390	\$35,012	Moss Point	\$316,429
Jefferson	\$155,984	\$23,643	Walthall	\$363,692	\$40,632	New Albany	\$113,607
Jefferson Davis	\$297,437	\$21,581	Warren	\$1,062,393	\$308,061	New Springs	\$350,607
Jones	\$1,225,810	\$325,454	Washington	\$641,307	\$614,664	Okolona	\$54,161
Kemper	\$204,233	\$21,447	Wayne	\$445,865	\$63,370	Oxford	\$245,139
Lafayette	\$664,062	\$169,578	Webster	\$247,454	\$44,374	Pascagoula	\$451,744
Lamar	\$1,197,902	\$116,506	Wilkinson	\$171,883	\$30,152	Pass Christian	\$130,639
Lauderdale	\$1,231,959	\$564,234	Winston	\$212,388	\$92,868	Pearl	\$245,774
Lawrence	\$314,876	\$38,804	Yalobusha	\$328,313	\$87,311	Petal	\$235,583
Leake	\$447,485	\$54,401	Yazoo	\$363,575	\$154,115	Philadelphia	\$68,682
Lee	\$1,414,612	\$636,429				Picayune	\$240,624
Leflore	\$370,308	\$241,001	<b>Totals</b>	<b>\$52,379,890</b>	<b>\$17,151,928</b>	Pontotoc	\$137,918
						Richton	\$40,229
						Senatobia	\$89,679
						Tupelo	\$430,746
						West Point	\$206,027
						Winona	\$59,339
						Yazoo City	\$92,894
						<b>Totals</b>	<b>\$10,946,164</b>

*Calendar Year 2016*

\* Drew Separate School District was consolidated into Sunflower County School District July 1, 2012

\* Indianola Separate School District was consolidated into Sunflower County Consolidated School District July 1, 2014

\* Starkville Separate School District was consolidated into Oktibbeha Consolidated School District July 1, 2015

\* Clay County School was consolidated into West Point Consolidated School District on July 1, 2015

# Exempt Assessed Values Homestead Exemption

## By County

## By Separate School District

County	Exempt Assessed Value	County	Exempt Assessed Value	Separate School District	Exempt Assessed Value
Adams	\$39,313,524	Lincoln	\$50,004,705	Aberdeen	\$11,270,197
Alcorn	\$48,946,201	Lowndes	\$79,305,257	Amory	\$14,589,351
Amite	\$19,293,247	Madison	\$181,263,272	Baldwyn	\$7,457,231
Attala	\$27,333,517	Marion	\$34,230,967	Bay St Louis	\$25,409,512
Benton	\$10,291,306	Marshall	\$52,391,539	Biloxi	\$41,302,257
Bolivar	\$38,322,284	Monroe	\$52,912,595	Booneville	\$6,795,036
Calhoun	\$20,716,708	Montgomery	\$15,069,901	Brookhaven	\$26,103,622
Carroll	\$16,882,370	Neshoba	\$36,757,281	Canton	\$19,837,595
Chickasaw	\$20,867,682	Newton	\$29,343,963	Clarksdale	\$11,671,126
Choctaw	\$12,402,447	Noxubee	\$10,965,949	Clinton	\$53,576,509
Claiborne	\$8,577,194	Oktibbeha	\$52,864,953	Columbia	\$13,024,030
Clarke	\$24,603,814	Panola	\$42,567,966	Columbus	\$33,453,211
Clay	\$27,779,570	Pearl River	\$86,438,947	Corinth	\$17,733,908
Coahoma	\$21,656,459	Perry	\$15,836,288	Durant	\$1,717,978
Copiah	\$35,424,969	Pike	\$49,092,392	Forest	\$7,897,636
Covington	\$25,676,923	Pontotoc	\$41,249,562	Greenville	\$25,796,237
Desoto	\$291,876,614	Prentiss	\$35,193,561	Greenwood	\$16,834,672
Forrest	\$88,025,703	Quitman	\$6,882,525	Grenada	\$31,739,582
Franklin	\$11,585,078	Rankin	\$261,920,099	Gulfport	\$41,910,468
George	\$34,052,139	Scott	\$29,039,742	Hattiesburg	\$29,134,863
Greene	\$16,316,486	Sharkey	\$4,462,256	Hazlehurst	\$11,950,353
Grenada	\$31,739,582	Simpson	\$33,609,418	Holly Springs	\$14,256,432
Hancock	\$80,566,392	Smith	\$23,938,270	Houston	\$12,897,012
Harrison	\$258,057,321	Stone	\$23,656,607	Jackson	\$159,373,836
Hinds	\$292,455,975	Sunflower	\$23,962,056	Kosciusko	\$16,622,793
Holmes	\$14,242,361	Tallahatchie	\$12,171,528	Laurel	\$16,989,862
Humphreys	\$9,003,896	Tate	\$41,348,705	Long Beach	\$26,170,648
Issaquena	\$1,392,718	Tippah	\$30,086,832	Louisville	\$25,959,131
Itawamba	\$33,748,514	Tishomingo	\$31,557,763	McComb	\$18,896,574
Jackson	\$211,600,409	Tunica	\$6,132,916	Meridian	\$40,672,274
Jasper	\$25,111,354	Union	\$37,876,399	Moss Point	\$28,131,730
Jefferson	\$7,949,575	Walthall	\$22,198,262	New Albany	\$14,257,938
Jefferson Davis	\$17,435,983	Warren	\$67,947,273	Ocean Springs	\$54,067,700
Jones	\$88,459,259	Washington	\$49,143,146	Okolona	\$5,635,148
Kemper	\$11,655,136	Wayne	\$28,276,405	Oxford	\$37,215,737
Lafayette	\$65,004,977	Webster	\$16,254,532	Pascagoula	\$49,145,014
Lamar	\$88,001,738	Wilkinson	\$9,268,033	Pass Christian	\$19,046,913
Lauderdale	\$104,273,682	Winston	\$25,959,131	Pearl	\$30,428,791
Lawrence	\$20,495,170	Yalobusha	\$17,656,084	Petal	\$33,216,087
Leake	\$26,669,744	Yazoo	\$26,677,352	Philadelphia	\$9,098,721
Lee	\$134,887,873			Picayune	\$32,511,698
Leflore	\$29,494,076	<b>Totals</b>	<b>\$4,087,704,402</b>	Pontotoc	\$16,963,471
				Richton	\$5,054,259
				Senatobia	\$13,588,873
				Tupelo	\$65,824,474
				West Point	\$27,779,570
				Winona	\$6,423,434
				Yazoo City	\$10,048,982
				<b>Totals</b>	<b>\$1,239,482,476</b>

## Calendar Year 2016

- \* Drew Separate School District was consolidated into Sunflower County School District July 1, 2012
- \* Indianola Separate School District was consolidated into Sunflower County Consolidated School District July 1, 2014
- \* Starkville Separate School District was consolidated into Oktibbeha Consolidated School District July 1, 2015
- \* Clay County School was consolidated into West Point Consolidated School District on July 1, 2015

# Homestead Exemption Actual Tax Loss Combined County and Municipal School Districts

## Calendar Year 2016

County	Regular	Elderly & Disabled	County	Regular	Elderly & Disabled
Adams	\$789,661	\$2,340,044	Lincoln	\$1,116,087	\$2,449,424
Alcorn	\$1,005,102	\$2,850,531	Lowndes	\$1,845,324	\$3,083,785
Amite	\$396,830	\$707,773	Madison	\$5,329,179	\$4,480,120
Attala	\$549,474	\$1,448,250	Marion	\$704,162	\$1,952,042
Benton	\$193,587	\$654,041	Marshall	\$1,162,894	\$2,904,251
Bolivar	\$847,304	\$2,046,197	Monroe	\$1,114,943	\$2,763,589
Calhoun	\$416,514	\$1,175,081	Montgomery	\$300,822	\$944,608
Carroll	\$348,756	\$853,031	Neshoba	\$818,146	\$1,848,554
Chickasaw	\$428,393	\$1,193,957	Newton	\$635,886	\$1,631,645
Choctaw	\$251,508	\$488,417	Noxubee	\$204,114	\$633,629
Claiborne	\$172,508	\$493,762	Oktibbeha	\$1,328,647	\$4,804,589
Clarke	\$517,364	\$1,196,705	Panola	\$896,970	\$2,634,778
Clay	\$553,812	\$1,233,403	Pearl River	\$1,797,021	\$4,885,738
Coahoma	\$463,164	\$1,078,511	Perry	\$340,929	\$829,526
Copiah	\$751,108	\$1,921,986	Pike	\$1,014,600	\$2,849,360
Covington	\$587,700	\$940,844	Pontotoc	\$981,537	\$2,179,654
Desoto	\$7,900,824	\$9,344,317	Prentiss	\$727,066	\$2,117,671
Forrest	\$2,021,982	\$4,834,781	Quitman	\$122,796	\$564,408
Franklin	\$240,072	\$578,840	Rankin	\$7,070,305	\$7,959,943
George	\$785,208	\$1,729,987	Scott	\$651,025	\$1,507,630
Greene	\$366,141	\$914,175	Sharkey	\$90,349	\$259,724
Grenada	\$665,676	\$1,500,509	Simpson	\$747,017	\$1,502,244
Hancock	\$1,752,288	\$3,470,624	Smith	\$523,651	\$1,077,509
Harrison	\$5,977,722	\$10,057,316	Stone	\$532,845	\$1,397,360
Hinds	\$7,353,648	\$12,661,735	Sunflower	\$516,270	\$1,315,065
Holmes	\$257,910	\$1,022,041	Tallahatchie	\$228,030	\$755,565
Humphreys	\$165,133	\$778,842	Tate	\$923,538	\$2,764,538
Issaquena	\$26,146	\$71,975	Tippah	\$629,603	\$1,741,748
Itawamba	\$734,694	\$1,968,242	Tishomingo	\$635,358	\$1,532,505
Jackson	\$4,906,746	\$10,548,305	Tunica	\$149,562	\$212,447
Jasper	\$519,000	\$1,226,612	Union	\$846,041	\$1,990,319
Jefferson	\$156,073	\$421,659	Walthall	\$422,322	\$2,067,810
Jefferson Davis	\$320,401	\$1,234,597	Warren	\$1,637,223	\$4,180,611
Jones	\$1,863,150	\$5,219,785	Washington	\$1,045,386	\$2,897,297
Kemper	\$213,562	\$389,226	Wayne	\$636,407	\$1,084,519
Lafayette	\$1,702,334	\$2,182,283	Webster	\$348,024	\$864,759
Lamar	\$2,376,482	\$5,348,095	Wilkinson	\$185,346	\$550,006
Lauderdale	\$2,429,801	\$4,919,743	Winston	\$518,118	\$1,327,122
Lawrence	\$423,183	\$1,154,761	Yalobusha	\$320,748	\$1,251,279
Leake	\$565,488	\$1,365,226	Yazoo	\$557,257	\$1,519,174
Lee	\$3,295,643	\$5,249,561			
Leflore	\$640,434	\$1,562,186	<b>Total</b>	<b>\$95,588,074</b>	<b>\$193,694,500</b>

# Homestead Exemption Actual Tax Loss Municipalities: \$32,124,900

Municipality	Amount	Municipality	Amount	Municipality	Amount	Municipality	Amount
Abbeville	\$2,135	Duncan	\$7,048	Macon	\$86,761	Roxie	\$5,518
Aberdeen	\$214,813	Durant	\$46,957	Madison	\$435,136	Ruleville	\$95,358
Ackerman	\$49,440	Ecru	\$13,687	Magee	\$45,125	Sallis	\$1,070
Alligator	\$657	Eden	\$0	Magnolia	\$42,346	Saltillo	\$70,400
Amory	\$218,160	Edwards	\$19,031	Mantachie	\$0	Sandersville	\$12,638
Anguilla	\$20,501	Ellisville	\$74,367	Mantee	\$0	Sardis	\$43,398
Arcola	\$7,418	Enterprise	\$19,457	Marietta	\$2,957	Sartartia	\$0
Artesia	\$4,311	Ethel	\$5,865	Marion	\$18,268	Schlater	\$0
Ashland	\$9,043	Eupora	\$34,857	Marks	\$49,331	Scooba	\$7,192
Baldwyn (Lee Cnty)	\$35,346	Falcon	\$882	Mathiston (Choctaw Cnty)	\$1,055	Sebastapol	\$2,156
Baldwyn (Prentiss Cnty)	\$36,662	Falkner	\$0	Mathiston (Webster Cnty)	\$9,992	Seminary	\$3,418
Bassfield	\$1,541	Farmington	\$55,934	Mayersville	\$7,842	Senatobia	\$105,994
Batesville	\$137,053	Fayette	\$43,146	Mccomb	\$247,168	Shannon	\$21,923
Bay Springs	\$30,753	Flora	\$28,808	Mccool	\$955	Shaw (Bolivar Cnty)	\$61,880
Bay St Louis	\$181,166	Florence	\$44,380	Mcclain	\$8,292	Shaw (Sunflower Cnty)	\$1,214
Beaumont	\$17,186	Flowood	\$68,368	Meadville	\$8,596	Shelby	\$63,446
Beauregard	\$1,278	Forest	\$29,361	Mendenhall	\$48,968	Sherman (Lee Cnty)	\$0
Belmont	\$28,253	Friars Point	\$30,809	Meridian	\$949,807	Sherman (Pontotoc Cnty)	\$7,460
Belzoni	\$121,607	Fulton	\$70,047	Merigold	\$27,844	Sherman (Union Cnty)	\$3,562
Benoit	\$7,190	Gattman	\$673	Metcalfe	\$12,359	Shubuta	\$13,132
Bentonla	\$3,190	Gautier	\$397,956	Mize	\$4,965	Shuqulak	\$15,858
Beulah	\$6,128	Georgetown	\$6,039	Monticello	\$60,273	Sidon	\$0
Big Creek	\$1,939	Glen	\$0	Montrose	\$1,064	Silver Creek	\$3,238
Biloxi	\$698,158	Glendora	\$1,864	Moorehead	\$62,473	Silver City	\$2,787
Blue Mountain	\$7,431	Gloster	\$23,027	Morgan City	\$0	Slate Springs	\$1,150
Blue Springs	\$2,146	Golden	\$2,316	Morton	\$54,030	Sledge	\$13,120
Bolton	\$9,358	Goodman	\$7,361	Moss Point	\$573,048	Smithville	\$19,782
Booneville	\$200,416	Greenville	\$884,659	Mound Bayou	\$47,536	Snow Lake Shores	\$7,903
Boyle	\$7,740	Greenwood	\$346,851	Mt. Olive	\$20,346	Soso	\$0
Brandon	\$495,002	Grenada	\$493,368	Myrtle	\$10,012	Southaven	\$1,208,896
Braxton	\$1,272	Gulfport	\$1,273,968	N Carrollton	\$11,393	Starkville	\$210,524
Brookhaven	\$276,910	Gunnison	\$9,273	Natchez	\$426,917	State line (Greene Cnty)	\$3,327
Brooksville	\$38,855	Guntown	\$22,628	Nettleton (Lee Cnty)	\$22,850	State line (Wayne Cnty)	\$3,147
Bruce	\$27,582	Hatley	\$11,884	Nettleton (Monroe Cnty)	\$22,938	Stonewall	\$33,270
Bude	\$15,937	Hattiesburg (Forrest Cnty)	\$807,094	New Albany	\$33,901	Sturgis	\$7,801
Burnsville	\$10,303	Hattiesburg (Lamar Cnty)	\$75,161	New Augusta	\$11,285	Summit	\$40,766
Byhalia	\$18,451	Hazlehurst	\$86,445	New Hebron	\$7,906	Summer	\$17,472
Byram	\$178,458	Heidelberg	\$9,229	Newton	\$69,933	Sumrall	\$27,444
Caledonia	\$3,594	Hernando	\$330,513	Noxapater	\$9,041	Sunflower	\$24,066
Calhoun City	\$43,446	Hickory	\$4,018	Oakland	\$8,269	Sylvarena	\$0
Canton	\$250,965	Hickory Flat	\$5,088	Ocean Springs	\$321,173	Taylor	\$2,418
Carrollton	\$9,259	Hollandale	\$84,714	Okolona	\$74,383	Taylorville	\$37,140
Carthage	\$55,496	Holly Springs	\$147,466	Olive Branch	\$845,100	Tchula	\$18,725
Cary	\$8,009	Horn Lake	\$442,188	Osyka	\$10,748	Terry	\$13,644
Centreville (Amite Cnty)	\$24,498	Houlka	\$9,535	Oxford	\$204,192	Thaxton	\$0
Centreville (Wilkinson Cnty)	\$2,865	Houston	\$78,212	Pace	\$13,430	Tishomingo	\$6,234
Charleston	\$83,315	Indianola	\$224,344	Pachuta	\$6,827	Toccopola	\$0
Chunky	\$3,233	Inverness	\$41,884	Paden	\$769	Tremont	\$0
Clarksdale	\$543,971	Isola	\$25,401	Pascagoula	\$488,615	Tunica	\$16,359
Cleveland	\$275,918	Itta Bena	\$42,010	Pass Christian	\$217,422	Tupelo	\$809,000
Clinton	\$695,817	Iuka	\$36,022	Paulding	\$0	Tutwiler	\$18,678
Coahoma	\$3,436	Jackson (Hinds Cnty)	\$4,019,303	Pearl	\$409,257	Tylertown	\$60,848
Coffeeville	\$26,166	Jackson (Madison Cnty)	\$1,002	Pelahatchie	\$18,277	Union (Neshoba Cnty)	\$8,905
Coldwater	\$30,265	Jonestown	\$31,471	Petal	\$299,417	Union (Newton Cnty)	\$28,013
Collins	\$18,414	Jumpertown	\$4,500	Philidelphia	\$80,953	Union (Pontotoc Cnty)	\$0
Columbia	\$80,965	Kilmichael	\$29,403	Picayune	\$287,523	Utica	\$8,269
Columbus	\$555,356	Kosciusko	\$143,936	Pickens	\$16,503	Vaiden	\$16,904
Como	\$29,455	Kossuth	\$0	Pittsboro	\$1,855	Vardaman	\$21,851
Corinth	\$851,905	Lake (Newton)	\$540	Plantersville	\$22,782	Verona	\$39,878
Courtland	\$2,414	Lake (Scott)	\$2,650	Polkville	\$0	Vicksburg	\$411,054
Crawford	\$6,929	Lambert	\$52,254	Pontotoc	\$0	Walls	\$9,939
Crenshaw (Panola Cnty)	\$10,019	Laurel	\$357,250	Pope	\$1,505	Walnut	\$3,112
Crenshaw (Quitman Cnty)	\$2,090	Leakesville	\$17,315	Poplarville	\$75,474	Walnut Grove	\$2,402
Crosby (Amite Cnty)	\$3,577	Learned	\$1,372	Port Gibson	\$31,076	Walthall	\$846
Crosby (Wilkinson Cnty)	\$2,857	Leland	\$92,476	Potts Camp	\$13,450	Water Valley	\$80,468
Crowder (Panola Cnty)	\$8,558	Lena	\$1,093	Prentiss	\$43,596	Waveland	\$159,045
Crowder (Quitman Cnty)	\$4,814	Lexington	\$48,390	Puckett	\$0	Waynesboro	\$75,493
Cruger	\$4,615	Liberty	\$13,713	Purvis	\$56,133	Webb	\$15,646
Crystal Springs	\$120,889	Long Beach	\$538,569	Quitman	\$65,902	Weir	\$5,276
D Lo	\$4,713	Louin	\$1,420	Raleigh	\$16,454	Wesson (Copiah Cnty)	\$27,458
Decatur	\$31,809	Louise	\$7,123	Raymond	\$17,386	Wesson (Lincoln Cnty)	\$905
Dekalb	\$20,404	Louisville	\$91,401	Renova	\$15,229	West	\$3,929
Derma	\$17,009	Lucedale	\$28,547	Richland	\$60,321	West Point	\$262,171
Diamondhead	\$384,584	Lula	\$4,197	Richton	\$26,049	Wiggins	\$43,187
D'Iberville	\$145,716	Lumberton (Lamar Cnty)	\$49,203	Ridgeland	\$191,714	Winona	\$141,819
Doddsville	\$3,926	Lumberton (Pearl River Cnty)	\$0	Rienzi	\$14,257	Winstonville	\$12,559
Drew	\$56,806	Lyon	\$15,456	Ripley	\$32,688	Woodland	\$0
Duck Hill	\$28,791	Maben (Oktibbeha Cnty)	\$11,329	Rolling Fork	\$72,424	Woodville	\$20,534
Dumas	\$0	Maben (Webster Cnty)	\$5,186	Rosedale	\$70,997	Yazoo	\$323,070

## Tennessee Valley Authority Payments to Counties and Municipalities

County		Municipality		Municipality	
Alcorn	\$331,600	Abbeville	\$3,611	Maben	\$5,377
Attalla	\$20,820	Aberdeen	\$157,112	Macon	\$30,457
Benton	\$63,504	Ackerman	\$11,416	Mantachie	\$10,211
Calhoun	\$0	Algoma	\$5,546	Mantee	\$1,206
Chickasaw	\$90,333	Amory	\$124,190	Marietta	\$4,834
Choctaw	\$0	Artesia	\$2,667	Mathiston	\$5,161
Clay	\$112,605	Ashland	\$12,817	Myrtle	\$3,941
Desoto	\$0	Baldwyn	\$48,242	Nettleton	\$17,699
Grenada	\$611,995	Batesville	\$211,817	New Albany	\$106,073
Itawamba	\$144,679	Belmont	\$24,821	Noxapater	\$5,015
Kemper	\$102,217	Big Creek	\$960	Oakland	\$330
Lafayette	\$377,184	Blue Mountain	\$8,911	Okolona	\$17,445
Leake	\$171,751	Blue Springs	\$3,495	Olive Branch	\$547,743
Lee	\$393,864	Booneville	\$145,594	Oxford	\$261,008
Lowndes	\$2,561,075	Brooksville	\$5,775	Paden	\$656
Marshall	\$223,662	Bruce	\$47,345	Philadelphia	\$142,180
Monroe	\$898,413	Burnsville	\$9,996	Pittsboro	\$1,921
Neshoba	\$222,088	Byhalia	\$29,666	Plantersville	\$8,025
Newton	\$41,926	Caledonia	\$11,700	Pontotoc	\$90,983
Noxubee	\$106,641	Calhoun City	\$16,651	Potts Camp	\$5,830
Oktibbeha	\$166,044	Carthage	\$2,257	Rienzi	\$2,458
Panola	\$146,708	Coffeeville	\$8,693	Ripley	\$67,289
Pontotoc	\$155,311	Columbus	\$341,474	Salttillo	\$50,516
Prentiss	\$94,801	Corinth	\$185,440	Scooba	\$7,444
Quitman	\$2,975	Crawford	\$2,057	Sebastopol	\$5,261
Rankin	\$144,355	Crowder	\$4,057	Shannon	\$16,097
Scott	\$98,547	Dekalb	\$13,563	Sherman	\$5,792
Tallahatchie	\$40,324	Derma	\$5,457	Shuqualak	\$2,614
Tate	\$57,327	Dumas	\$2,602	Slate Springs	\$856
Tippah	\$153,827	Ecru	\$27,698	Smithville	\$6,371
Tishomingo	\$2,231,839	Eupora	\$32,139	Snow Lake Shores	\$2,343
Tunica	\$168	Falkner	\$2,882	Southaven	\$13,265
Union	\$219,921	Farmington	\$14,247	Starkville	\$369,766
Webster	\$48,251	Flowood	\$6,845	Sturgis	\$1,949
Winston	\$82,342	Forest	\$5,720	Taylor	\$2,466
Yalobusha	\$79,955	French Camp	\$2,703	Thaxton	\$4,145
<b>Total</b>	<b>\$10,197,050</b>	Fulton	\$92,449	Tishomingo	\$4,124
		Gattman	\$735	Toccopola	\$1,313
		Glenn	\$3,041	Tremont	\$3,718
		Golden	\$3,966	Tupelo	\$723,660
		Grenada	\$10,394	Union	\$676
		Guntown	\$18,279	Vardaman	\$12,863
		Hatley	\$3,919	Verona	\$19,350
		Hickory Flat	\$5,139	Walnut	\$12,144
		Holly Springs	\$109,260	Walnut Grove	\$7,590
		Houlka	\$6,784	Walthall	\$1,082
		Houston	\$59,085	Water Valley	\$54,523
		Iuka	\$40,987	Weir	\$2,309
		Jumpertown	\$3,296	West Point	\$104,063
		Kosciusko	\$423	Woodland	\$1,349
		Kossuth	\$3,147		
		Lake	\$75		
		Louisville	\$73,990	<b>Total</b>	<b>\$4,748,625</b>

*Note: Beginning in fiscal year 2016 the Department of Revenue remits an annual payment in December from TVA collections instead of prior fiscal years bi-annual payments in June and December.*

## Tennessee Valley Authority Payments to School Districts

Alcorn CSD	\$107,789	Aberdeen SSD	\$89,729
Attalla CSD	\$2,362	Amory SSD	\$113,091
Benton CSD	\$6,766	Baldwyn SSD	\$19,402
Calhoun CSD	\$49,852	Booneville SSD	\$27,883
Chickasaw CSD	\$9,751	Coffeeville SPD	\$16,373
Choctaw CSD	\$7,029	Columbus SSD	\$446,064
Clay CSD	\$0	Corinth SSD	\$73,588
Desoto CSD	\$187,003	Forest SSD	\$10,248
Itawamba CSD	\$83,738	Grenada SSD	\$207,463
Kemper CSD	\$41,075	Holly Springs SSD	\$40,307
Lafayette CSD	\$87,591	Houston SSD	\$36,405
Leake CSD	\$60,533	Kosciusko SSD	\$4,719
Lee CSD	\$190,351	Louisville SSD	\$54,271
Lowndes CSD	\$544,893	Nettleton Line SPD	\$56,639
Marshall CSD	\$82,499	New Albany SSD	\$51,317
Monroe CSD	\$161,310	Newton SPD	\$4,261
Neshoba CSD	\$84,294	Okolona SSD	\$17,364
Newton CSD	\$7,457	Oxford SSD	\$127,166
Noxubee CSD	\$48,661	Panola North SPD	\$32,477
Oktibbeha CSD	\$0	Panola South SPD	\$87,403
Pontotoc CSD	\$59,529	Pearl SSD	\$8,985
Prentiss CSD	\$56,313	Philadelphia SSD	\$27,511
Quitman CSD	\$1,972	Pontotoc SSD	\$36,416
Rankin CSD	\$41,415	Senatobia SSD	\$7,606
Scott CSD	\$26,269	Starkville SSD	\$181,578
Tate CSD	\$11,503	Tallahatchie East SPD	\$8,430
Tishomingo CSD	\$772,952	Tallahatchie West SPD	\$5,012
Tunica CSD	\$56	Tippah North SPD	\$27,102
Union CSD	\$60,879	Tippah South SPD	\$55,593
Webster CSD	\$28,261	Tupelo SSD	\$194,842
Winston	\$0	Union SPD	\$12,452
Yalobusha	\$0	Water Valley SPD	\$31,461
		West Point SSD	\$73,542
<b>Total</b>	<b>\$2,822,102</b>	<b>Total</b>	<b>\$2,186,698</b>

CSD - County School District

SSD - Separate School District

SPD- Special School District

*Note: Beginning in fiscal year 2016 the Department of Revenue remits an annual payment in December from TVA collections instead of prior fiscal years bi-annual payments in June and December.*



## Rail Car In Lieu Distributions to Counties

County	Distribution	County	Distribution
Adams	\$41,325	Leflore	\$164,172
Alcorn	\$168,459	Lincoln	\$168,951
Amite	\$0	Lowndes	\$249,304
Attala	\$0	Madison	\$144,546
Benton	\$70,919	Marion	\$65,731
Bolivar	\$0	Marshall	\$188,291
Calhoun	\$0	Monroe	\$253,816
Carroll	\$73,790	Montgomery	\$100,144
Chickasaw	\$35,562	Neshoba	\$87,839
Choctaw	\$43,007	Newton	\$131,789
Claiborne	\$0	Noxubee	\$60,193
Clarke	\$113,249	Oktibbeha	\$64,479
Clay	\$90,382	Panola	\$80,845
Coahoma	\$93,725	Pearl River	\$103,036
Copiah	\$72,457	Perry	\$46,514
Covington	\$59,721	Pike	\$120,612
Desoto	\$109,168	Pontotoc	\$5,230
Forrest	\$194,956	Prentiss	\$40,587
Franklin	\$83,717	Quitman	\$71,227
George	\$97,478	Rankin	\$187,388
Greene	\$22,724	Scott	\$72,047
Grenada	\$67,515	Sharkey	\$0
Hancock	\$80,640	Simpson	\$75,534
Harrison	\$180,292	Smith	\$29,389
Hinds	\$277,483	Stone	\$38,085
Holmes	\$135,173	Sunflower	\$53,835
Humphreys	\$0	Tallahatchie	\$100,759
Issaquena	\$0	Tate	\$40,259
Itawamba	\$26,046	Tippah	\$37,818
Jackson	\$214,316	Tishomingo	\$131,728
Jasper	\$71,555	Tunica	\$38,926
Jefferson	\$0	Union	\$84,352
Jeff Davis	\$2,112	Walthall	\$0
Jones	\$112,490	Warren	\$144,730
Kemper	\$61,608	Washington	\$78,795
Lafayette	\$51,518	Wayne	\$31,789
Lamar	\$59,147	Webster	\$52,482
Lauderdale	\$331,708	Wilkinson	\$0
Lawrence	\$89,213	Winston	\$63,003
Leake	\$0	Yalobusha	\$49,324
Lee	\$148,483	Yazoo	\$119,771
Total County Disbursements		\$6,857,260	
3% Administration Fee		\$212,671	
Total Collections		\$7,069,931	



## Grand Gulf Nuclear In Lieu Disbursements

County	Amount	Municipality	Amount	Municipality	Amount
Adams	\$54,971	Alligator	\$1,051	Lula	\$1,981
Amite	\$42,714	Anguilla	\$4,553	Lyon	\$176
Attala	\$81,066	Arcola	\$2,933	Madison	\$261,848
Bolivar	\$101,948	Beauregard	\$1,681	Magee	\$42,747
Calhoun	\$92	Belzoni	\$20,505	Magnolia	\$67,195
Carroll	\$6,711	Benoit	\$3,142	Marks	\$13,283
Choctaw	\$706	Bentonla	\$2,612	McComb	\$155,914
Claiborne	\$7,852,485	Beulah	\$1,726	McCool	\$813
Coahoma	\$22,886	Bolton	\$5,534	Meadville	\$8,540
Copiah	\$120,572	Boyle	\$4,914	Mendenhall	\$26,087
Covington	\$1,403	Brandon	\$184,777	Merigold	\$4,713
Desoto	\$241,824	Braxton	\$1,065	Metcalfe	\$887
Franklin	\$15,536	Brookhaven	\$174,135	Mize	\$3,345
Grenada	\$86,447	Bude	\$12,775	Monticello	\$17,692
Hinds	\$265,694	Byram	\$77,313	Moorhead	\$15,568
Holmes	\$28,763	Canton	\$51,073	Morgan City	\$1,032
Humphreys	\$23,544	Carrollton	\$2,404	Morton	\$59,312
Issaquena	\$10,558	Carthage	\$45,536	Mound Bayou	\$11,137
Jefferson Davis	\$7,009	Cary	\$2,746	Mt. Olive	\$7,679
Jefferson	\$353	Centreville	\$16,030	Natchez	\$192,171
Lawrence	\$5,096	Charleston	\$21,536	New Hebron	\$4,224
Leake	\$9,511	Clarksdale	\$15,193	North Carrollton	\$4,677
Leflore	\$17,849	Cleveland	\$126,012	Oakland	\$2,889
Lincoln	\$139,210	Clinton	\$188,065	Osyka	\$4,371
Madison	\$622,938	Coahoma	\$1,681	Pace	\$2,474
Montgomery	\$14,599	Coldwater	\$13,810	Pearl	\$205,131
Panola	\$50,173	Como	\$9,497	Pelahatchie	\$27,201
Pike	\$173,319	Courtland	\$2,801	Pickens	\$21,490
Quitman	\$25,242	Crenshaw	\$5,688	Pope	\$2,450
Rankin	\$372,024	Crosby	\$1,860	Port Gibson	\$176,974
Scott	\$5,635	Cruger	\$1,983	Prentiss	\$15,287
Sharkey	\$6,039	Crystal Springs	\$45,877	Raleigh	\$12,820
Simpson	\$41,759	D'Lo	\$2,928	Raymond	\$17,844
Smith	\$5,626	Doddsville	\$1,002	Renova	\$3,226
Sunflower	\$64,393	Drew	\$11,689	Richland	\$123,063
Tallahatchie	\$32,262	Duck Hill	\$4,055	Ridgeland	\$360,242
Tate	\$96,050	Duncan	\$2,675	Rolling Fork	\$20,824
Tunica	\$209,139	Durant	\$2,093	Rosedale	\$12,351
Walthall	\$10,524	Eden	\$630	Roxie	\$2,400
Warren	\$233,424	Edwards	\$4,852	Ruleville	\$23,802
Washington	\$69,703	Ethel	\$2,540	Sallis	\$2,167
Webster	\$3,194	Falcon	\$640	Sardis	\$16,110
Wilkinson	\$26,814	Fayette	\$15,160	Schlater	\$1,968
Yalobusha	\$4,994	Flora	\$15,598	Senatobia	\$113,414
Yazoo	\$16,730	Florence	\$25,120	Shaw	\$10,241
		Flowood	\$358,512	Shelby	\$13,417
		Friars Point	\$7,694	Sidon	\$2,059
		Georgetown	\$2,579	Silver City	\$1,672
		Glendora	\$1,240	Silver Creek	\$1,790
		Gloster	\$41,316	Sledge	\$3,150
		Goodman	\$9,483	Southaven	\$537,256
		Greenville	\$348,323	Summit	\$19,222
		Greenwood	\$2,874	Sumner	\$3,424
		Grenada	\$163,863	Sunflower	\$4,400
		Gunnison	\$3,558	Tchula	\$11,249
		Hazlehurst	\$58,778	Terry	\$8,565
		Hernando	\$122,136	Tunica	\$14,837
		Hollandale	\$12,499	Tutwiler	\$6,188
		Horn Lake	\$177,025	Tylertown	\$20,505
		Indianola	\$88,293	Utica	\$3,825
		Inverness	\$6,828	Vaiden	\$4,856
		Isola	\$4,154	Vicksburg	\$532,499
		Jackson	\$1,607,876	Walls	\$8,249
		Jonestown	\$5,613	Webb	\$4,633
		Kilmichael	\$5,384	Wesson	\$17,870
		Kosciusko	\$9,634	West	\$1,899
		Lambert	\$6,886	Winona	\$31,090
		Learned	\$755	Winstonville	\$1,645
		Leland	\$1,780	Woodville	\$14,961
		Lexington	\$19,463	Yazoo City	\$11,650
		Liberty	\$9,674		
		Louise	\$2,093	<b>Total Municipalities</b>	<b>\$7,578,472</b>
<b>Total Payments To Counties</b>	<b>\$11,221,528</b>				
<b>Total Payments To Municipalities</b>	<b>\$7,578,472</b>				
<b>Total Payments To General Fund</b>	<b>\$1,200,000</b>				
<b>Total Disbursements</b>	<b>\$20,000,000</b>				

## Ad Valorem Assessment Calendar Year 2016

### Personal Property

Species	Assessed Value	Percentage of Assessed Value	Assessed Valuation Subject Only to § 27-65-13 & School Tax	Percentage of Assessed Value	Sum of Valuations Including § 27-65-13 & School Tax
A. Automobiles	\$3,776,810,715	47.44%			
B. Mobile Homes	\$120,505,931	1.51%			
1. Furniture & Fixtures	\$817,689,838	10.27%			
2. Machinery & Equipment	\$1,487,884,248	18.69%			
3. Leased Equipment	\$214,697,123	2.70%			
4. Inventories	\$1,021,021,036	12.83%			
5. Banks	\$1,514,539	0.02%			
6. In Lieu	\$475,723,585	5.98%			
7. Miscellaneous	\$44,622,036	0.56%			
<b>C: Total Value</b>	<b>\$7,960,469,051</b>	<b>100.00%</b>	<b>\$1,072,059,513</b>	<b>13.47%</b>	<b>\$9,032,528,564</b>
<b>D: Personal Property Valuation as a Percentage of Total Assessment:</b>				<b>28.08%</b>	

### Real Property

Species	Assessed Value	Percentage of Assessed Value	Assessed Valuation Subject Only to § 27-65-13 & School Tax	Percentage of Assessed Value	Sum of Valuations Including § 27-65-13 & School Tax
1. Class 1 Lands	\$1,218,971,394	7.52%			
2. Class 1 Improvements	\$5,867,807,578	35.55%			
3. Cultivable Land	\$1,069,040,554	6.33%			
4. Building & Improvements County Lands	\$1,766,603,776	10.50%			
5. Uncultivable Land	\$562,431,622	3.20%			
6. Real Estate In Cities, Towns & Villages	\$1,613,773,603	9.91%			
7. Building & Improvements thereon	\$4,312,573,864	25.53%			
8. In Lieu ( § 27-31-104)	\$251,322,465	1.47%			
<b>A. Total</b>	<b>\$16,662,524,856</b>	<b>100.00%</b>	<b>\$330,182,387</b>	<b>1.98%</b>	<b>\$16,992,707,243</b>
<b>B: Real Property Valuation as a Percentage of Total Assessment:</b>				<b>58.77%</b>	

### Public Utilities

Species	Assessed Value	Percentage of Assessed Value	Assessed Valuation Subject Only to § 27-65-13 & School Tax	Percentage of Assessed Value	Sum of Valuations Including § 27-65-13 & School Tax
1. Electric*	\$1,887,142,767	50.58%			
2. Oil & Gas	\$1,329,352,300	35.63%			
3. Telephone	\$256,810,000	6.88%			
4. Transportation**	\$257,473,188	6.90%			
<b>5. Total</b>	<b>\$3,730,778,255</b>	<b>100.00%</b>			<b>\$3,730,778,255</b>
<b>6. Public Utility Valuation as a Percentage of Total Assessment:</b>				<b>13.16%</b>	

### Summary

1. Total Assessment (Excluding 27-39-329 & School Taxes)	\$28,353,772,162
2. Total Assessment Subject To 27-39-329 And School Tax Only:	\$1,402,241,900
<b>3. Grand Total Assessment (Sum Of Valuations Subject To All Taxes)</b>	<b>\$29,756,014,062</b>

\* Includes \$504,000,000 assessed value subject to in-lieu tax only.

\*\* Includes \$55,061,458 assessed value subject to in-lieu tax only.

*The information provided above is a compilation of data from numerous outside sources and correct to extent of its source documents.*

## Assessment of Public Utilities by Class for Calendar Year 2016

County	Electric	Oil & Gas	Telephone	Transportation	Total
ADAMS	\$10,596,940	\$3,438,886	\$3,184,290	\$118,151	\$17,338,267
ALCORN	\$0	\$5,624,430	\$3,200,312	\$3,700,940	\$12,525,682
AMITE	\$3,984,889	\$6,126,057	\$1,189,224	\$0	\$11,300,170
ATTALA	\$37,011,279	\$38,623,085	\$2,042,312	\$0	\$77,676,676
BENTON	\$0	\$3,882,540	\$1,040,326	\$1,139,101	\$6,061,967
BOLIVAR	\$9,910,439	\$11,219,137	\$2,147,904	\$0	\$23,277,480
CALHOUN	\$9,607	\$3,648,662	\$15	\$0	\$3,658,284
CARROLL	\$937,303	\$1,346,421	\$1,202,879	\$372,960	\$3,859,563
CHICKASAW	\$0	\$1,421,674	\$1,284,174	\$667,383	\$3,373,231
CHOCTAW	\$1,851,188	\$3,853,769	\$1,099,144	\$913,569	\$7,717,670
CLAIBORNE	\$6,277,661	\$12,672,530	\$1,161,604	\$0	\$20,111,795
CLARKE	\$6,307,174	\$68,996,800	\$1,806,635	\$2,538,440	\$79,649,049
CLAY	\$868	\$6,931,521	\$1,328,905	\$1,231,240	\$9,492,534
COAHOMA	\$3,516,851	\$23,705,334	\$2,057,572	\$0	\$29,279,757
COPIAH	\$5,147,868	\$50,639,461	\$2,399,107	\$6,315,223	\$64,501,659
COVINGTON	\$2,710,256	\$81,223,734	\$1,918,772	\$3,844,818	\$89,697,580
DESOTO	\$28,798,987	\$10,769,753	\$3,415,026	\$2,290,404	\$45,274,170
FORREST	\$20,409,431	\$32,128,489	\$7,502,308	\$5,318,863	\$65,359,091
FRANKLIN	\$7,483,900	\$3,909,814	\$1,776,798	\$233,602	\$13,404,114
GEORGE	\$2,822,215	\$43,683,817	\$3,224,295	\$3,472,608	\$53,202,935
GREENE	\$1,440,493	\$28,850,058	\$274,884	\$1,284,058	\$31,849,493
GRENADA	\$8,996,577	\$4,789,413	\$1,780,161	\$243,246	\$15,809,397
HANCOCK	\$10,042,538	\$24,377,087	\$4,874,641	\$2,119,260	\$41,413,526
HARRISON	\$151,819,272	\$9,367,810	\$21,443,831	\$8,377,940	\$191,008,853
HINDS	\$135,063,420	\$76,663,663	\$37,864,987	\$11,150,621	\$260,742,691
HOLMES	\$6,295,821	\$17,568,878	\$1,840,142	\$6,607,571	\$32,312,412
HUMPHREYS	\$1,773,458	\$25,265,319	\$828,663	\$0	\$27,867,440
ISSAQUENA	\$157,787	\$5,563,423	\$214,888	\$0	\$5,936,098
ITAWAMBA	\$0	\$4,883,245	\$103,560	\$402	\$4,987,207
JACKSON	\$363,268,926	\$73,481,663	\$8,970,415	\$5,280,610	\$451,001,614
JASPER	\$6,688,874	\$58,769,648	\$481,320	\$2,413,254	\$68,353,096
JEFFERSON	\$2,289,521	\$3,482,061	\$720,608	\$0	\$6,492,190
JEFFERSON DAVIS	\$1,178,748	\$39,754,526	\$153,124	\$12,618	\$41,099,016
JONES	\$14,920,833	\$26,962,273	\$3,638,096	\$4,442,996	\$49,964,198
KEMPER	\$198,853,549	\$5,327,509	\$1,622,270	\$1,268,932	\$207,072,260
LAFAYETTE	\$0	\$4,403,378	\$4,342,433	\$34,238	\$8,780,049
LAMAR	\$7,370,176	\$12,310,373	\$2,844,303	\$2,725,030	\$25,249,882
LAUDERDALE	\$39,138,535	\$21,896,020	\$7,553,397	\$8,258,350	\$76,846,302
LAWRENCE	\$1,700,715	\$12,928,035	\$899,945	\$794,894	\$16,323,589
LEAKE	\$1,891,965	\$2,476,963	\$1,877,508	\$900	\$6,247,336
LEE	\$0	\$5,639,289	\$6,959,673	\$4,318,950	\$16,917,912
LEFLORE	\$3,054,700	\$6,373,812	\$4,336,369	\$8,950,180	\$22,715,061
LINCOLN	\$8,957,453	\$2,246,029	\$3,006,758	\$6,616,190	\$20,826,430
LOWNDES	\$0	\$15,720,098	\$5,126,700	\$5,580,417	\$26,427,215
MADISON	\$28,393,925	\$10,640,576	\$7,950,543	\$2,763,630	\$49,748,674
MARION	\$2,366,597	\$14,744,282	\$1,953,397	\$396,739	\$19,461,015
MARSHALL	\$0	\$6,379,808	\$2,906,131	\$3,854,283	\$13,140,222
MONROE	\$0	\$35,107,351	\$3,733,539	\$6,587,338	\$45,428,228
MONTGOMERY	\$2,608,328	\$444,249	\$1,603,058	\$507,614	\$5,163,249
NESHOBA	\$207,811	\$301,806	\$2,420,030	\$1,761,122	\$4,690,769
NEWTON	\$5,172,461	\$393,239	\$1,762,329	\$2,658,879	\$9,986,908
NOXUBEE	\$0	\$10,072,412	\$1,232,505	\$1,248,779	\$12,553,696
OKTIBBEHA	\$0	\$3,308,340	\$4,060,525	\$1,350,856	\$8,719,721
PANOLA	\$4,835,103	\$16,819,048	\$2,736,152	\$1,679,618	\$26,069,921
PEARL RIVER	\$8,198,407	\$12,936,541	\$5,272,571	\$4,782,055	\$31,189,574
PERRY	\$2,573,628	\$35,521,087	\$1,460,531	\$1,087,620	\$40,642,866
PIKE	\$7,932,154	\$10,359,001	\$3,233,083	\$6,303,701	\$27,827,939
PONTOTOC	\$0	\$901,111	\$2,065,438	\$248,074	\$3,214,623
PRENTISS	\$0	\$294,465	\$1,526,750	\$863,537	\$2,684,752
QUITMAN	\$1,806,491	\$18,873,992	\$520,533	\$6,696,228	\$27,897,244
RANKIN	\$23,829,225	\$29,005,736	\$10,263,145	\$10,877,941	\$73,976,047
SCOTT	\$5,401,309	\$544,223	\$2,216,952	\$1,401,592	\$9,564,076
SHARKEY	\$1,875,075	\$7,213,564	\$597,356	\$0	\$9,685,995
SIMPSON	\$4,095,410	\$45,807,034	\$2,563,213	\$3,807,518	\$56,273,175
SMITH	\$1,769,085	\$26,826,035	\$743,815	\$166,766	\$29,505,701
STONE	\$4,234,109	\$1,618,939	\$3,218,916	\$807,456	\$9,879,420
SUNFLOWER	\$7,759,849	\$8,567,479	\$1,451,158	\$646,127	\$18,424,613
TALLAHATCHIE	\$2,788,767	\$6,455,388	\$1,006,394	\$5,287,485	\$15,538,034
TATE	\$4,361,291	\$3,538,087	\$2,624,829	\$1,479,364	\$12,003,571
TIPPAH	\$0	\$2,142,057	\$1,942,680	\$57,239	\$4,141,976
TISHOMINGO	\$0	\$66,978	\$1,265,481	\$2,104,905	\$3,437,364
TUNICA	\$5,908,725	\$3,388,536	\$1,187,137	\$3,884,936	\$14,369,334
UNION	\$0	\$3,135,986	\$1,802,651	\$3,097,474	\$8,036,111
WALTHALL	\$3,621,433	\$18,086,866	\$1,169,428	\$0	\$22,877,727
WARREN	\$78,426,715	\$22,464,312	\$4,024,546	\$2,589,222	\$107,504,795
WASHINGTON	\$51,764,695	\$35,459,823	\$3,000,817	\$852,542	\$91,077,877
WAYNE	\$2,918,267	\$7,449,993	\$1,622,777	\$30,323	\$12,021,360
WEBSTER	\$141,886	\$736,118	\$882,499	\$331,624	\$2,092,127
WILKINSON	\$1,717,953	\$1,541,684	\$1,069,219	\$0	\$4,328,856
WINSTON	\$0	\$9,677,424	\$1,643,263	\$1,164,185	\$12,484,872
YALOBUSHA	\$2,091,272	\$3,058,338	\$1,075,250	\$171,478	\$6,396,338
YAZOO	\$3,662,579	\$12,523,905	\$2,261,081	\$8,225,521	\$26,673,086
Subject To In Lieu Tax*	\$504,000,000			\$55,061,458	\$559,061,458
Total	\$1,887,142,767	\$1,329,352,300	\$256,810,000	\$257,473,188	\$3,730,778,255

\*Grand Gulf & Private Railcar Assessments

# Assessment of Personal Property by Category Calendar Year 2016

County	Automobiles	Mobile Homes	Furniture & Fixtures	Machinery & Equipment	Leased Equipment	Inventories	Banks	In Lieu
Adams	\$39,519,081	\$1,305,912	\$14,634,535	\$12,241,950	\$5,847,876	\$9,673,576	\$0	\$2,013
Alcorn	\$35,940,808	\$589,953	\$9,460,498	\$10,753,180	\$1,489,294	\$17,220,928	\$7,951	\$0
Amite	\$21,915,647	\$1,984,211	\$888,026	\$1,835,733	\$1,372,540	\$1,674,731	\$0	\$0
Attala	\$24,043,213	\$832,033	\$2,939,436	\$3,065,165	\$462,961	\$3,457,991	\$0	\$0
Benton	\$6,563,861	\$374,091	\$951,997	\$248,549	\$36,105	\$750,527	\$0	\$0
Bolivar	\$41,292,071	\$438,201	\$10,144,514	\$5,669,281	\$1,682,123	\$12,961,027	\$606,341	\$0
Calhoun	\$16,973,245	\$460,025	\$2,426,076	\$2,447,418	\$408,804	\$3,439,147	\$0	\$0
Carroll	\$18,467,586	\$451,277	\$891,460	\$674,712	\$389,530	\$436,205	\$71,674	\$0
Chickasaw	\$16,203,633	\$1,000,634	\$1,627,630	\$4,155,176	\$1,136,747	\$7,344,013	\$0	\$0
Choctaw	\$11,518,695	\$660,796	\$440,992	\$154,019,533	\$544,870	\$6,153,917	\$0	\$0
Claiborne	\$9,971,279	\$1,043,581	\$688,098	\$1,390,699	\$366,205	\$8,137,029	\$0	\$0
Clarke	\$25,118,110	\$1,669,446	\$653,382	\$11,714,129	\$463,431	\$1,626,701	\$0	\$0
Clay	\$23,940,480	\$1,234,024	\$3,334,432	\$3,152,294	\$557,384	\$4,660,126	\$0	\$0
Coahoma	\$31,577,450	\$465,991	\$10,069,597	\$1,565,844	\$3,943,297	\$7,388,429	\$0	\$0
Copiah	\$33,719,819	\$2,410,697	\$5,382,382	\$9,337,229	\$906,802	\$6,044,932	\$0	\$0
Covington	\$27,354,440	\$2,091,629	\$2,140,339	\$19,692,104	\$1,387,617	\$11,602,305	\$0	\$0
Desoto	\$262,566,622	\$955,608	\$49,087,511	\$45,659,855	\$2,441	\$64,966,887	\$0	\$5,903,702
Forrest	\$74,197,150	\$2,688,131	\$25,553,929	\$18,080,132	\$7,358,927	\$43,453,431	\$11,126	\$0
Franklin	\$11,678,785	\$1,166,849	\$1,158,805	\$2,237,889	\$1,016,970	\$671,418	\$0	\$0
George	\$31,200,984	\$1,608,354	\$2,207,563	\$432,854	\$1,677,103	\$2,766,799	\$0	\$0
Greene	\$16,295,185	\$1,308,353	\$1,949,240	\$5,712,860	\$170,160	\$673,250	\$0	\$0
Grenada	\$30,910,564	\$427,230	\$4,191,125	\$11,354,894	\$2,578,507	\$6,869,782	\$0	\$0
Hancock	\$60,268,889	\$1,433,379	\$13,882,156	\$34,838,268	\$1,751,992	\$7,293,096	\$0	\$0
Harrison	\$241,557,246	\$5,117,640	\$108,214,346	\$45,010,293	\$17,594,401	\$59,402,388	\$0	\$0
Hinds	\$244,828,319	\$2,815,615	\$74,421,582	\$44,853,754	\$20,083,984	\$72,694,138	\$0	\$0
Holmes	\$18,042,041	\$1,540,261	\$3,182,091	\$1,334,701	\$750,694	\$2,925,172	\$0	\$0
Humphreys	\$8,287,718	\$274,468	\$1,301,931	\$848,165	\$224,725	\$875,507	\$0	\$0
Issaquena	\$2,098,169	\$170,909	\$20,254	\$376,301	\$109,364	\$5,655	\$0	\$0
Itawamba	\$27,935,077	\$662,179	\$1,957,673	\$6,719,596	\$414,427	\$3,081,427	\$0	\$0
Jackson	\$134,170,827	\$2,698,289	\$12,734,446	\$302,342,611	\$11,629,962	\$29,459,753	\$0	\$154,328
Jasper	\$22,327,248	\$2,214,708	\$1,418,852	\$12,048,161	\$6,979,763	\$3,341,203	\$0	\$0
Jefferson	\$6,834,591	\$980,130	\$252,250	\$829,710	\$280,530	\$984,170	\$28,180	\$0
Jefferson Davis	\$13,888,149	\$1,104,365	\$2,427,191	\$324,051	\$198,412	\$734,122	\$0	\$329
Jones	\$87,443,787	\$6,496,096	\$12,228,980	\$26,745,020	\$3,908,650	\$28,226,840	\$0	\$0
Kemper	\$7,102,500	\$93,368	\$570,282	\$12,849,923	\$1,189,757	\$1,448,065	\$0	\$0
Lafayette	\$71,481,403	\$1,555,189	\$10,302,657	\$20,091,694	\$6,223,212	\$13,304,318	\$0	\$0
Lamar	\$92,160,857	\$2,800,401	\$24,180,724	\$631,330	\$2,770,676	\$19,569,645	\$0	\$0
Lauderdale	\$87,742,033	\$2,999,091	\$32,388,484	\$6,518,106	\$3,211,080	\$28,775,609	\$0	\$0
Lawrence	\$18,465,033	\$963,661	\$1,926,803	\$35,458,038	\$1,514,056	\$3,572,757	\$0	\$0
Leake	\$26,099,099	\$1,170,081	\$2,607,744	\$3,609,900	\$1,601,231	\$2,516,471	\$120,714	\$0
Lee	\$110,773,325	\$2,323,589	\$25,255,468	\$36,879,655	\$19,897,901	\$58,390,167	\$0	\$20,739,790
Leflore	\$33,420,016	\$436,181	\$7,895,923	\$8,795,662	\$1,442,747	\$13,747,033	\$0	\$0
Lincoln	\$54,404,789	\$2,798,041	\$15,389,851	\$1,829,143	\$1,255,336	\$7,451,668	\$387	\$0
Lowndes	\$76,255,919	\$2,294,819	\$17,502,116	\$184,073,284	\$5,126,432	\$53,003,637	\$0	\$255,484,177
Madison	\$234,333,033	\$1,201,957	\$60,752,600	\$42,773,560	\$4,775,230	\$47,923,460	\$0	\$48,831,410
Marion	\$31,762,643	\$2,612,892	\$4,823,587	\$2,577,400	\$838,037	\$5,313,018	\$0	\$0
Marshall	\$33,373,010	\$1,527,804	\$5,279,251	\$7,900,174	\$1,053,758	\$5,178,809	\$0	\$19,691,709
Monroe	\$41,194,942	\$1,975,387	\$4,444,302	\$28,454,327	\$3,641,261	\$29,689,800	\$0	\$8,701,705
Montgomery	\$12,826,724	\$279,756	\$1,252,969	\$649,102	\$361,243	\$1,682,873	\$0	\$0
Neshoba	\$35,638,200	\$1,069,329	\$3,613,532	\$3,935,574	\$2,245,250	\$6,351,735	\$0	\$0
Newton	\$25,156,139	\$1,149,649	\$1,657,976	\$7,305,843	\$1,232,021	\$3,715,262	\$0	\$695,061
Noxubee	\$9,853,919	\$843,301	\$838,242	\$3,542,963	\$574,279	\$2,511,757	\$2	\$0
Oktibbeha	\$50,695,358	\$1,873,451	\$9,582,227	\$6,066,991	\$5,570,506	\$11,760,500	\$0	\$0
Panola	\$40,581,266	\$1,051,628	\$6,354,654	\$12,701,868	\$1,921,691	\$10,338,708	\$0	\$12,781,694
Pearl River	\$69,933,447	\$3,434,417	\$8,087,166	\$6,097,591	\$995,126	\$7,252,856	\$0	\$0
Perry	\$16,607,452	\$1,439,673	\$897,580	\$16,405,420	\$1,224,720	\$1,443,690	\$0	\$0
Pike	\$49,269,564	\$3,537,810	\$14,584,141	\$10,334,137	\$2,705,648	\$12,231,588	\$0	\$0
Pontotoc	\$35,270,010	\$1,658,209	\$2,143,781	\$5,439,597	\$3,258,966	\$5,266,633	\$0	\$0
Prentiss	\$21,857,266	\$999,418	\$3,305,616	\$6,678,766	\$840,066	\$11,247,014	\$0	\$0
Quitman	\$6,796,804	\$96,264	\$436,707	\$743,385	\$337,893	\$701,532	\$252,005	\$0
Rankin	\$269,992,575	\$5,286,493	\$41,863,438	\$38,901,122	\$10,876,904	\$68,288,883	\$0	\$0
Scott	\$30,530,965	\$2,410,239	\$10,231,900	\$8,648,720	\$2,820,610	\$5,917,170	\$0	\$0
Sharkey	\$5,624,813	\$324,962	\$704,159	\$164,797	\$112,225	\$1,923,864	\$0	\$0
Simpson	\$33,042,191	\$2,195,934	\$6,771,964	\$21,862	\$960,953	\$6,807,733	\$0	\$22,546,828
Smith	\$22,284,612	\$1,299,614	\$900,000	\$13,330,980	\$882,140	\$11,548,020	\$0	\$6,621,230
Stone	\$21,196,040	\$738,131	\$2,645,217	\$5,863,330	\$1,510,302	\$3,321,537	\$0	\$0
Sunflower	\$28,292,489	\$286,278	\$3,598,457	\$4,402,965	\$1,531,869	\$8,924,872	\$0	\$0
Tallahatchie	\$14,745,448	\$500,746	\$953,008	\$1,069,988	\$740,979	\$1,218,702	\$206,731	\$0
Tate	\$29,753,176	\$363,607	\$2,521,897	\$4,815,652	\$768,227	\$3,764,309	\$0	\$0
Tippah	\$20,021,791	\$843,735	\$3,732,126	\$6,614,295	\$708,831	\$5,526,612	\$0	\$88
Tishomingo	\$23,251,825	\$385,050	\$1,850,421	\$11,702,409	\$1,369,245	\$12,561,657	\$205,830	\$0
Tunica	\$13,422,507	\$459,727	\$38,331,726	\$2,938,294	\$1,221,261	\$11,702,701	\$0	\$17,904,516
Union	\$31,969,830	\$1,449,050	\$5,076,565	\$2,993,242	\$1,999,547	\$9,907,001	\$0	\$55,665,005
Walthall	\$18,515,529	\$1,521,500	\$1,755,847	\$695,772	\$538,989	\$1,617,374	\$0	\$0
Warren	\$65,664,624	\$1,752,806	\$28,549,144	\$67,426,758	\$5,095,222	\$24,419,125	\$0	\$0
Washington	\$48,655,678	\$853,656	\$6,143,732	\$16,595,582	\$3,225,126	\$25,471,853	\$0	\$0
Wayne	\$33,227,879	\$2,533,780	\$1,735,100	\$12,016,745	\$706,374	\$4,994,458	\$3,598	\$0
Webster	\$13,872,678	\$457,359	\$1,337,743	\$855,784	\$292,905	\$1,391,317	\$0	\$0
Wilkinson	\$11,105,008	\$1,668,506	\$878,047	\$1,150,746	\$1,097,663	\$1,537,414	\$0	\$0
Winston	\$29,150,943	\$836,547	\$1,976,648	\$3,390,413	\$1,638,433	\$7,284,251	\$0	\$0
Yalobusha	\$13,414,065	\$298,636	\$636,943	\$2,811,006	\$159,213	\$1,800,740	\$0	\$0
Yazoo	\$27,370,529	\$1,179,144	\$6,558,053	\$7,418,242	\$2,905,384	\$5,706,216	\$0	\$0
<b>Total</b>	<b>\$3,776,810,715</b>	<b>\$120,505,931</b>	<b>\$817,689,838</b>	<b>\$1,487,884,248</b>	<b>\$214,697,123</b>	<b>\$1,021,021,036</b>	<b>\$1,514,539</b>	<b>\$475,723,585</b>

# Assessment of Personal Property by Category Calendar Year 2016

Miscellaneous	Sec. §27-39-329 & School Tax	Total Assessed Value	Total True Value	Number of Parcels	Personal Excluding Auto & Mobile Home	Average Value Per Parcel	County
\$0	\$1,637,092	\$84,862,035	\$434,016,629	\$1,299	\$42,399,950	\$32,640	Adams
\$129,067	\$24,875,418	\$100,467,097	\$549,977,685	\$1,110	\$39,060,918	\$35,190	Alcorn
\$191	\$12,896,312	\$42,567,391	\$210,730,373	\$360	\$5,771,221	\$16,031	Amite
\$35,608	\$1,314,707	\$36,151,114	\$160,859,622	\$675	\$9,961,161	\$14,757	Attala
\$0	\$0	\$8,925,130	\$37,621,283	\$189	\$1,987,178	\$10,514	Benton
\$0	\$11,633,346	\$84,426,904	\$425,205,509	\$1,360	\$31,063,286	\$22,841	Bolivar
\$184,314	\$4,936,128	\$31,275,157	\$151,920,675	\$588	\$8,905,759	\$15,146	Calhoun
\$22,125	\$358,803	\$21,763,372	\$83,528,426	\$275	\$2,485,706	\$9,039	Carroll
\$0	\$1,742,680	\$33,210,513	\$83,391,185	\$834	\$14,263,566	\$17,103	Chickasaw
\$73,899	\$0	\$173,412,702	\$1,117,687,280	\$273	\$161,233,211	\$590,598	Choctaw
\$31	\$0	\$21,596,922	\$110,741,876	\$395	\$10,582,062	\$26,790	Claiborne
\$14,451	\$5,092,688	\$46,352,338	\$225,288,460	\$721	\$14,472,094	\$20,072	Clarke
\$186,262	\$145,524	\$37,210,526	\$168,264,857	\$663	\$11,890,498	\$17,934	Clay
\$486,788	\$2,189,703	\$57,687,099	\$27,931,899	\$951	\$23,453,955	\$24,662	Coahoma
\$0	\$4,718,247	\$62,520,108	\$304,401,173	\$895	\$21,671,345	\$24,214	Copiah
\$0	\$618,784	\$64,887,218	\$341,399,910	\$747	\$34,822,365	\$46,616	Covington
\$2,310,573	\$30,819,236	\$462,272,435	\$2,206,594,160	\$4,607	\$167,930,969	\$36,451	Desoto
\$24,275	\$40,385,484	\$211,752,585	\$1,164,359,491	\$2,521	\$94,481,820	\$37,478	Forrest
\$428	\$0	\$17,931,144	\$80,611,633	\$287	\$5,085,510	\$17,720	Franklin
\$559	\$0	\$39,894,216	\$161,956,513	\$599	\$7,084,878	\$11,828	George
\$60	\$14,123,620	\$40,232,728	\$213,899,536	\$332	\$8,505,570	\$25,619	Greene
\$15,082,888	\$13,663,510	\$85,078,500	\$409,878,274	\$955	\$40,077,196	\$41,966	Grenada
\$622,948	\$13,922,123	\$134,012,851	\$692,514,980	\$967	\$58,388,460	\$60,381	Hancock
\$0	\$56,451,142	\$533,347,456	\$2,411,791,623	\$6,579	\$230,221,428	\$34,993	Harrison
\$4,659,570	\$3,379,467	\$467,736,429	\$2,303,338,912	\$7,818	\$216,713,028	\$27,720	Hinds
\$277,161	\$9,570	\$28,061,691	\$126,934,533	\$539	\$8,469,819	\$15,714	Holmes
\$0	\$85,132	\$11,897,646	\$51,691,825	\$326	\$3,250,328	\$9,970	Humphreys
\$0	\$148,028	\$2,928,680	\$12,980,913	\$89	\$511,574	\$5,748	Issaquena
\$5,066,955	\$14,133,495	\$59,970,829	\$289,797,397	\$623	\$17,240,078	\$27,673	Itawamba
\$56,953	\$427,363,745	\$920,610,914	\$5,693,587,336	\$3,633	\$356,378,053	\$98,095	Jackson
\$0	\$16,502,616	\$64,832,551	\$357,792,779	\$596	\$23,787,979	\$39,913	Jasper
\$0	\$0	\$10,189,561	\$45,140,244	\$255	\$2,374,840	\$9,313	Jefferson
\$55,911	\$976,590	\$19,709,120	\$85,100,245	\$425	\$3,740,016	\$8,800	Jefferson Davis
\$311,270	\$23,581,430	\$188,942,073	\$968,122,377	\$2,325	\$71,420,760	\$30,719	Jones
\$0	\$0	\$23,253,895	\$131,350,934	\$340	\$16,058,027	\$47,229	Kemper
\$0	\$7,978,623	\$130,937,096	\$634,642,412	\$1,629	\$49,921,881	\$30,646	Lafayette
\$0	\$0	\$142,113,633	\$640,221,163	\$2,392	\$47,152,375	\$19,713	Lamar
\$0	\$4,077,952	\$165,712,355	\$812,275,590	\$3,501	\$70,893,279	\$20,249	Lauderdale
\$0	\$997,436	\$62,897,784	\$357,768,372	\$480	\$42,471,654	\$88,483	Lawrence
\$0	\$0	\$37,725,240	\$164,504,583	\$637	\$10,456,060	\$16,415	Leake
\$300,339	\$50,550,947	\$325,111,181	\$1,757,976,027	\$3,948	\$161,463,320	\$40,897	Lee
\$155,095	\$7,312,066	\$73,204,723	\$376,631,250	\$1,207	\$32,036,460	\$26,542	Leflore
\$0	\$19,285,368	\$102,414,583	\$501,414,588	\$1,127	\$25,926,385	\$23,005	Lincoln
\$4,643,480	\$22,156,374	\$620,540,238	\$3,882,748,522	\$2,164	\$519,833,126	\$240,219	Lowndes
\$17,420	\$17,143,850	\$457,752,520	\$2,283,883,978	\$4,352	\$205,073,680	\$47,122	Madison
\$1,543	\$1,022,655	\$48,951,775	\$220,469,583	\$814	\$13,553,585	\$16,651	Marion
\$1,471	\$8,432,529	\$82,438,515	\$426,412,286	\$895	\$39,105,172	\$43,693	Marshall
\$0	\$24,760,494	\$142,862,218	\$815,098,126	\$1,761	\$74,931,395	\$42,550	Monroe
\$157,289	\$0	\$17,209,956	\$71,975,174	\$473	\$4,103,476	\$8,675	Montgomery
\$48	\$5,222,989	\$58,076,657	\$268,383,655	\$857	\$16,146,139	\$18,840	Neshoba
\$96,519	\$0	\$41,008,470	\$189,455,947	\$659	\$14,702,682	\$22,311	Newton
\$2,630	\$1,109,617	\$19,276,710	\$95,664,983	\$529	\$7,469,873	\$14,121	Noxubee
\$0	\$466,869	\$86,015,902	\$404,454,605	\$1,647	\$32,980,224	\$20,024	Oktibbeha
\$163,660	\$2,486,177	\$88,381,346	\$453,931,752	\$1,084	\$44,262,275	\$40,832	Panola
\$51,033	\$0	\$95,851,636	\$405,899,231	\$1,290	\$22,483,772	\$17,429	Pearl River
\$61,770	\$0	\$38,080,305	\$198,508,930	\$368	\$20,033,180	\$54,438	Perry
\$59	\$2,658,211	\$95,321,159	\$471,242,340	\$1,725	\$39,855,574	\$23,105	Pike
\$7,573	\$14,581,066	\$67,625,835	\$327,030,982	\$836	\$16,116,550	\$19,278	Pontotoc
\$2,156,677	\$3,576,684	\$50,661,507	\$254,365,367	\$879	\$24,228,139	\$27,563	Prentiss
\$59,126	\$10,371	\$9,434,087	\$40,236,520	\$294	\$2,530,648	\$8,608	Quitman
\$0	\$24,265,776	\$459,475,191	\$2,168,109,063	\$5,095	\$159,930,347	\$31,390	Rankin
\$0	\$20,497,080	\$81,056,684	\$438,601,963	\$1,020	\$27,618,400	\$27,077	Scott
\$273,337	\$0	\$9,128,157	\$42,104,613	\$281	\$3,178,382	\$11,311	Sharkey
\$11,784	\$2,048,053	\$74,407,302	\$385,907,961	\$767	\$37,121,124	\$48,398	Simpson
\$0	\$0	\$56,866,596	\$3,047,826,841	\$405	\$33,282,370	\$82,179	Smith
\$1,715	\$1,990,616	\$37,266,888	\$177,792,409	\$553	\$13,342,101	\$24,127	Stone
\$633,201	\$4,729,327	\$52,399,458	\$255,017,620	\$960	\$19,091,364	\$19,887	Sunflower
\$138,748	\$0	\$19,574,350	\$81,342,118	\$463	\$4,328,156	\$9,348	Tallahatchie
\$428,552	\$5,229,092	\$47,644,512	\$218,447,640	\$547	\$12,298,637	\$22,484	Tate
\$236,586	\$12,988,949	\$50,673,013	\$271,080,501	\$1,085	\$16,818,538	\$15,501	Tippah
\$0	\$12,804,115	\$64,130,552	\$350,030,890	\$629	\$27,689,562	\$44,022	Tishomingo
\$132,931	\$789,416	\$86,903,079	\$534,610,373	\$481	\$72,231,429	\$150,169	Tunica
\$0	\$10,350,453	\$119,410,693	\$689,505,019	\$985	\$75,641,360	\$76,793	Union
\$13,606	\$0	\$24,658,617	\$102,672,349	\$387	\$4,621,588	\$11,942	Walthall
\$1,317,355	\$0	\$194,225,034	\$1,075,951,479	\$1,456	\$126,807,604	\$87,093	Warren
\$97,795	\$14,194,615	\$115,238,037	\$606,067,508	\$2,165	\$51,534,088	\$23,803	Washington
\$31,689	\$5,496,819	\$60,746,442	\$294,216,586	\$1,109	\$19,487,964	\$17,573	Wayne
\$129,616	\$949,853	\$19,287,255	\$82,337,431	\$358	\$4,007,365	\$11,194	Webster
\$3,618,560	\$0	\$21,055,944	\$91,294,414	\$358	\$8,282,430	\$23,135	Wilkinson
\$76,610	\$588,015	\$44,941,860	\$183,731,081	\$622	\$14,366,355	\$23,097	Winston
\$1,932	\$16,137,400	\$35,259,935	\$190,350,154	\$431	\$5,409,834	\$12,552	Yalobusha
\$0	\$17,465,036	\$68,602,604	\$366,115,501	\$793	\$22,587,895	\$28,484	Yazoo
<b>\$44,622,036</b>	<b>\$1,072,059,513</b>	<b>\$9,032,380,564</b>	<b>\$49,632,720,027</b>	<b>101,649</b>	<b>\$4,063,152,405</b>	<b>\$39,972</b>	<b>Total</b>



# Assessment of Real Property by Category Calendar Year 2016

County	Class 1		Cultivable Land	Building & Improvements		Uncultivable Lands	Urban	
	Class 1 Land	Improvements		on County Lands	Improvements		Real Estate	Improvements
Adams	\$9,477,800	\$55,444,292	\$7,611,318	\$30,058,401	\$5,455,644	\$12,062,184	\$49,150,854	
Alcorn	\$4,747,162	\$59,656,157	\$3,614,156	\$14,026,608	\$3,971,279	\$8,077,467	\$30,198,682	
Amite	\$2,299,425	\$23,265,688	\$5,303,424	\$14,685,413	\$12,480,379	\$859,286	\$5,013,677	
Attala	\$4,332,845	\$33,539,069	\$4,357,011	\$9,568,690	\$10,659,417	\$4,529,722	\$15,344,288	
Benton	\$993,715	\$10,422,052	\$3,708,101	\$5,737,192	\$3,693,406	\$911,952	\$2,974,164	
Bolivar	\$9,945,764	\$53,445,846	\$54,355,995	\$23,488,058	\$2,936,078	\$17,172,932	\$47,255,998	
Calhoun	\$2,047,677	\$24,753,950	\$4,334,295	\$9,774,738	\$7,173,868	\$2,090,032	\$13,146,369	
Carroll	\$2,773,444	\$21,920,789	\$10,914,515	\$9,945,619	\$8,447,083	\$402,698	\$2,118,772	
Chickasaw	\$2,439,479	\$23,179,816	\$6,082,587	\$6,047,225	\$4,050,594	\$2,526,964	\$14,325,783	
Choctaw	\$1,774,324	\$13,328,404	\$2,346,501	\$5,662,471	\$6,083,572	\$882,316	\$2,966,130	
Claiborne	\$1,127,686	\$9,033,800	\$3,392,643	\$5,735,042	\$8,239,547	\$723,149	\$4,093,691	
Clarke	\$3,554,108	\$29,262,869	\$3,712,754	\$10,062,206	\$10,624,224	\$2,571,477	\$9,113,917	
Clay	\$6,217,468	\$33,478,926	\$6,018,479	\$9,885,102	\$3,484,099	\$9,981,054	\$28,222,748	
Coahoma	\$4,446,714	\$26,064,753	\$41,819,852	\$16,150,667	\$1,489,762	\$8,414,817	\$32,366,690	
Copiah	\$5,353,192	\$40,535,880	\$4,841,403	\$16,724,766	\$12,106,264	\$3,907,964	\$17,137,981	
Covington	\$3,140,621	\$31,907,438	\$3,575,600	\$13,670,737	\$6,359,375	\$1,580,474	\$11,841,728	
Desoto	\$132,660,108	\$511,663,618	\$24,408,197	\$18,184,192	\$1,538,939	\$130,276,666	\$295,867,939	
Forrest	\$25,520,909	\$117,378,460	\$8,175,563	\$24,637,161	\$6,220,629	\$48,360,588	\$139,154,909	
Franklin	\$1,224,674	\$13,063,736	\$2,120,181	\$6,567,187	\$7,201,715	\$600,520	\$3,581,624	
George	\$5,037,323	\$42,933,082	\$5,202,299	\$16,856,965	\$6,376,759	\$2,237,910	\$7,798,914	
Greene	\$1,922,704	\$17,903,146	\$1,883,204	\$9,956,137	\$12,386,100	\$527,639	\$520,204	
Grenada	\$7,868,242	\$44,219,147	\$5,152,015	\$10,401,270	\$3,937,060	\$9,257,731	\$35,964,418	
Hancock	\$26,759,112	\$127,462,492	\$23,826,349	\$49,612,857	\$5,150,490	\$57,342,893	\$89,278,386	
Harrison	\$110,236,145	\$372,194,052	\$44,593,800	\$69,955,580	\$3,323,982	\$245,104,361	\$600,921,841	
Hinds	\$123,435,758	\$371,109,785	\$18,939,516	\$32,457,637	\$13,142,572	\$186,640,154	\$453,903,150	
Holmes	\$1,722,733	\$13,926,337	\$2,519,199	\$9,325,321	\$8,595,672	\$1,913,699	\$8,544,144	
Humphreys	\$1,281,786	\$9,933,063	\$15,709,776	\$8,133,714	\$1,211,926	\$1,055,109	\$4,407,621	
Issaquena	\$188,043	\$1,486,354	\$9,899,994	\$3,897,382	\$2,898,731	\$111,030	\$274,380	
Itawamba	\$3,976,213	\$37,728,031	\$5,223,889	\$9,430,965	\$5,675,391	\$2,345,903	\$15,749,139	
Jackson	\$68,914,575	\$303,969,362	\$29,934,465	\$94,216,208	\$36,418,245	\$80,092,553	\$191,914,530	
Jasper	\$2,887,891	\$29,943,290	\$4,534,958	\$15,358,484	\$10,062,659	\$1,959,756	\$9,697,876	
Jefferson	\$809,268	\$8,778,488	\$3,419,168	\$7,021,073	\$9,457,420	\$448,892	\$2,721,972	
Jefferson Davis	\$1,650,254	\$19,312,687	\$2,753,528	\$9,007,155	\$7,266,485	\$1,079,636	\$4,834,881	
Jones	\$13,768,765	\$119,031,411	\$8,859,589	\$43,688,041	\$9,625,663	\$16,756,622	\$66,955,941	
Kemper	\$733,887	\$12,091,442	\$2,054,157	\$6,032,787	\$11,614,915	\$337,486	\$2,622,912	
Lafayette	\$35,863,066	\$129,040,422	\$17,747,043	\$49,799,441	\$9,857,163	\$73,204,694	\$156,405,430	
Lamar	\$26,743,129	\$166,128,639	\$20,443,756	\$56,327,293	\$6,965,828	\$22,975,506	\$76,294,906	
Lauderdale	\$31,925,001	\$158,620,764	\$16,516,639	\$33,277,338	\$8,581,272	\$38,673,350	\$117,977,934	
Lawrence	\$1,818,375	\$23,586,842	\$3,256,007	\$15,468,197	\$7,041,259	\$1,101,454	\$5,252,383	
Leake	\$3,707,446	\$30,427,221	\$3,963,334	\$15,005,292	\$7,899,232	\$4,396,059	\$11,752,390	
Lee	\$50,199,320	\$213,388,192	\$11,893,570	\$44,408,171	\$5,149,424	\$76,900,112	\$193,805,138	
Leflore	\$7,713,738	\$38,548,284	\$43,659,645	\$21,267,392	\$1,647,604	\$11,335,100	\$39,792,188	
Lincoln	\$9,315,003	\$62,716,578	\$5,951,705	\$18,522,127	\$8,628,360	\$13,494,657	\$38,502,444	
Lowndes	\$20,593,522	\$113,474,063	\$15,033,741	\$59,436,145	\$3,603,553	\$27,439,469	\$71,832,270	
Madison	\$110,990,134	\$429,117,686	\$54,487,330	\$107,597,264	\$9,490,353	\$106,816,517	\$280,792,085	
Marion	\$4,531,416	\$42,496,536	\$5,030,375	\$16,102,770	\$8,046,899	\$6,910,354	\$17,571,209	
Marshall	\$12,183,855	\$66,515,213	\$20,650,205	\$28,980,864	\$5,641,750	\$6,427,327	\$27,947,373	
Monroe	\$10,032,597	\$64,524,745	\$8,367,321	\$15,360,287	\$8,279,238	\$7,584,815	\$30,579,332	
Montgomery	\$1,918,096	\$17,616,682	\$2,985,013	\$4,551,169	\$5,592,043	\$2,338,017	\$9,134,549	
Neshoba	\$5,930,863	\$48,086,291	\$3,909,863	\$17,590,542	\$6,894,520	\$7,798,077	\$25,739,355	
Newton	\$3,408,399	\$34,857,101	\$3,620,261	\$10,189,411	\$6,844,016	\$2,631,933	\$14,119,635	
Noxubee	\$1,368,077	\$11,478,846	\$6,402,221	\$8,392,558	\$7,213,889	\$1,384,167	\$4,762,752	
Oktibbeha	\$22,577,046	\$89,015,043	\$11,998,369	\$39,624,451	\$4,337,665	\$32,827,682	\$88,910,894	
Panola	\$11,085,875	\$52,870,445	\$19,507,223	\$16,457,676	\$5,629,256	\$9,905,030	\$37,665,935	
Pearl River	\$18,616,515	\$118,623,805	\$18,310,911	\$47,599,654	\$10,992,569	\$13,731,354	\$45,906,914	
Perry	\$1,798,554	\$18,615,361	\$1,921,302	\$6,265,380	\$6,294,505	\$1,476,023	\$3,827,378	
Pike	\$13,765,983	\$60,080,526	\$5,638,693	\$26,501,361	\$12,215,774	\$18,790,866	\$47,493,194	
Pontotoc	\$9,006,256	\$44,951,523	\$7,374,004	\$15,683,241	\$4,374,515	\$4,748,268	\$20,384,554	
Prentiss	\$3,534,986	\$39,127,892	\$3,339,592	\$7,112,234	\$4,963,252	\$4,819,445	\$24,659,140	
Quitman	\$990,702	\$6,585,771	\$21,076,368	\$3,618,349	\$1,272,920	\$1,032,591	\$3,365,641	
Rankin	\$104,156,379	\$415,917,760	\$44,426,516	\$73,259,072	\$7,889,438	\$138,630,016	\$260,917,628	
Scott	\$3,853,150	\$34,111,345	\$5,084,025	\$17,026,508	\$5,545,558	\$5,741,817	\$25,223,071	
Sharkey	\$618,455	\$4,961,578	\$15,593,909	\$3,591,243	\$1,058,436	\$806,586	\$3,581,877	
Simpson	\$4,927,272	\$38,922,696	\$4,622,761	\$23,291,929	\$8,995,949	\$6,063,271	\$19,212,541	
Smith	\$2,524,189	\$28,481,837	\$2,901,186	\$14,955,445	\$7,895,393	\$1,306,789	\$5,772,373	
Stone	\$4,195,103	\$27,616,620	\$3,675,652	\$10,169,030	\$5,304,714	\$4,285,094	\$12,719,905	
Sunflower	\$3,479,489	\$28,006,232	\$44,917,268	\$10,006,267	\$1,317,923	\$5,710,470	\$31,070,026	
Tallahatchie	\$1,416,073	\$12,647,176	\$37,225,610	\$8,461,477	\$3,746,926	\$1,263,318	\$21,526,416	
Tate	\$16,592,715	\$57,003,774	\$11,334,171	\$4,732,577	\$2,759,626	\$5,726,545	\$17,592,976	
Tippah	\$3,377,806	\$34,488,880	\$3,454,559	\$11,704,786	\$5,228,376	\$3,314,701	\$14,225,564	
Tishomingo	\$5,241,841	\$37,821,563	\$13,318,548	\$27,704,692	\$3,681,631	\$2,735,385	\$13,915,037	
Tunica	\$1,760,509	\$10,436,533	\$37,106,820	\$78,361,019	\$1,424,664	\$520,176	\$2,747,069	
Union	\$3,844,814	\$50,676,306	\$4,628,930	\$16,401,925	\$4,964,597	\$4,719,340	\$27,455,307	
Walthall	\$2,739,367	\$25,455,289	\$3,740,165	\$12,309,066	\$5,130,130	\$1,072,520	\$4,786,610	
Warren	\$17,482,806	\$102,087,569	\$15,386,882	\$44,630,964	\$9,131,297	\$34,125,371	\$96,192,569	
Washington	\$8,596,218	\$65,856,097	\$35,798,500	\$19,554,632	\$1,807,709	\$15,988,964	\$74,351,870	
Wayne	\$3,714,923	\$36,372,523	\$3,597,550	\$13,820,812	\$10,754,678	\$5,943,872	\$15,255,344	
Webster	\$2,173,542	\$19,749,709	\$3,162,929	\$5,643,915	\$5,774,628	\$1,315,982	\$8,669,629	
Wilkinson	\$1,380,491	\$10,658,793	\$3,903,508	\$9,641,300	\$10,967,907	\$1,120,320	\$3,974,687	
Winston	\$3,396,552	\$31,846,326	\$3,329,634	\$10,829,775	\$7,241,119	\$4,137,009	\$15,018,371	
Yalobusha	\$2,682,241	\$19,009,301	\$3,725,010	\$5,742,592	\$4,639,073	\$1,364,287	\$5,688,513	
Yazoo	\$5,929,691	\$31,817,488	\$30,823,449	\$13,663,092	\$10,355,047	\$5,995,267	\$15,905,205	
<b>Total</b>	<b>\$1,218,971,394</b>	<b>\$5,867,807,578</b>	<b>\$1,069,040,554</b>	<b>\$1,766,603,776</b>	<b>\$562,431,622</b>	<b>\$1,613,773,603</b>	<b>\$4,312,573,864</b>	

# Assessment of Real Property by Category Calendar Year 2016

In Lieu	Sec. §27-39-329 & School Tax	Total Assessed Value of Realty	True Value	Number of Parcels	Total Acreage Subject to Taxation	County
\$1,488,871	\$148,559	\$170,897,923	\$1,355,726,431	17,790	234,076	Adams
\$0	\$7,564,303	\$131,855,814	\$1,093,681,580	21,550	237,119	Alcorn
\$0	\$37,623	\$63,944,915	\$511,476,550	16,408	419,309	Amite
\$0	\$531,308	\$82,862,350	\$678,646,470	16,742	450,156	Attala
\$31,811,481	\$0	\$60,252,063	\$439,715,453	8,647	200,797	Benton
\$0	\$2,426,829	\$211,027,500	\$1,618,119,053	23,796	514,302	Bolivar
\$0	\$0	\$63,320,929	\$511,471,559	13,643	351,359	Calhoun
\$0	\$240,767	\$56,763,687	\$460,734,235	10,579	393,877	Carroll
\$0	\$290,924	\$58,943,372	\$478,332,400	13,262	280,639	Chickasaw
\$76,102,169	\$0	\$109,145,887	\$777,976,051	9,159	242,733	Choctaw
\$0	\$0	\$32,345,558	\$249,492,645	8,186	295,430	Claiborne
\$0	\$3,154,365	\$72,055,920	\$589,730,460	16,426	415,663	Clarke
\$0	\$392,921	\$97,680,797	\$783,520,386	12,924	251,917	Clay
\$0	\$920,909	\$131,674,164	\$979,527,092	15,965	326,381	Coahoma
\$0	\$0	\$100,607,450	\$823,640,400	21,429	460,356	Copiah
\$0	\$2,224,117	\$74,300,090	\$612,119,580	16,259	254,960	Covington
\$11,527,112	\$92,103,574	\$1,218,230,345	\$10,269,281,380	71,394	247,415	Desoto
\$0	\$16,808,461	\$386,256,680	\$3,051,300,876	40,935	204,220	Forrest
\$0	\$0	\$34,359,637	\$276,669,590	9,208	262,207	Franklin
\$0	\$0	\$86,443,252	\$736,148,050	18,187	263,510	George
\$0	\$200,468	\$47,609,602	\$383,457,183	12,698	409,180	Greene
\$0	\$2,046,455	\$118,846,338	\$965,926,368	15,777	205,095	Grenada
\$0	\$20,713,775	\$400,146,354	\$3,181,693,868	51,957	229,932	Hancock
\$0	\$22,561,926	\$1,468,891,687	\$11,400,649,311	104,997	216,853	Harrison
\$0	\$4,814,143	\$1,204,442,715	\$9,645,898,501	115,421	525,570	Hinds
\$0	\$17,330	\$65,564,435	\$489,250,430	15,498	448,235	Holmes
\$0	\$134,454	\$41,867,449	\$316,485,343	8,883	261,828	Humphreys
\$0	\$0	\$18,755,914	\$130,614,810	2,975	243,697	Issaquena
\$0	\$4,440,503	\$84,570,034	\$702,782,681	16,334	308,659	Itawamba
\$134,165	\$11,367,556	\$816,961,659	\$6,689,357,516	84,891	307,842	Jackson
\$0	\$320,229	\$74,765,143	\$607,829,595	19,005	402,138	Jasper
\$0	\$0	\$32,656,281	\$249,649,850	8,124	318,530	Jefferson
\$0	\$0	\$45,904,626	\$346,070,640	14,105	253,328	Jefferson Davis
\$0	\$16,572,708	\$295,258,740	\$2,410,977,980	39,860	377,183	Jones
\$0	\$117,127	\$35,604,713	\$280,111,385	11,984	462,588	Kemper
\$0	\$2,655,558	\$474,572,817	\$3,713,461,000	28,255	308,619	Lafayette
\$0	\$0	\$375,879,057	\$3,148,713,840	32,606	289,160	Lamar
\$0	\$8,330,596	\$413,902,894	\$3,394,505,177	45,883	393,206	Lauderdale
\$0	\$805,050	\$58,329,567	\$472,933,210	12,648	271,554	Lawrence
\$0	\$76,100	\$77,227,074	\$628,591,873	16,227	350,269	Leake
\$16,221,288	\$7,314,687	\$619,279,902	\$5,007,116,022	41,545	249,382	Lee
\$0	\$2,307,590	\$166,271,541	\$1,262,674,524	16,880	359,308	Leflore
\$0	\$1,311,911	\$158,442,785	\$1,297,057,159	24,838	352,495	Lincoln
\$30,362,502	\$14,193,213	\$355,968,478	\$2,820,015,136	30,827	276,029	Lowndes
\$10,373,402	\$3,575,159	\$1,113,239,930	\$9,221,904,932	52,371	405,900	Madison
\$0	\$195,541	\$100,885,100	\$829,276,450	19,763	326,035	Marion
\$9,450,000	\$22,405,725	\$200,202,312	\$1,596,971,078	24,852	392,481	Marshall
\$795,495	\$2,474,523	\$147,998,353	\$1,235,143,235	27,925	433,473	Monroe
\$0	\$28,596	\$44,164,165	\$359,538,974	10,521	251,533	Montgomery
\$0	\$748,006	\$116,697,517	\$957,993,856	19,170	318,867	Neshoba
\$2,837,547	\$0	\$78,508,303	\$650,907,503	17,075	346,832	Newton
\$0	\$594,124	\$41,596,634	\$320,110,086	9,895	420,199	Noxubee
\$0	\$2,346,508	\$291,637,658	\$2,316,196,950	22,623	240,841	Oktibbeha
\$1,869,519	\$1,146,662	\$156,137,621	\$1,254,090,383	23,888	397,663	Panola
\$0	\$197,378	\$273,979,100	\$2,283,907,662	43,787	469,133	Pearl River
\$0	\$0	\$40,198,503	\$336,011,400	10,979	233,217	Perry
\$0	\$198,578	\$184,684,975	\$1,477,358,956	26,772	241,035	Pike
\$0	\$2,651,816	\$109,174,177	\$907,666,164	19,202	302,566	Pontotoc
\$0	\$482,533	\$88,039,074	\$729,103,879	17,403	249,741	Prentiss
\$0	\$29,366	\$37,971,708	\$278,397,414	8,266	241,011	Quitman
\$0	\$13,319,640	\$1,058,516,449	\$8,790,356,790	74,936	428,196	Rankin
\$0	\$7,946,751	\$104,532,225	\$823,387,009	2,066	281,546	Scott
\$0	\$189,969	\$30,402,053	\$221,273,350	4,868	200,770	Sharkey
\$14,755,244	\$1,855,018	\$122,646,681	\$963,769,430	20,648	351,233	Simpson
\$0	\$218,322	\$64,055,534	\$530,352,266	16,269	326,366	Smith
\$0	\$592,023	\$68,558,141	\$563,087,582	13,243	209,848	Stone
\$0	\$414,406	\$124,922,081	\$937,759,743	16,336	420,917	Sunflower
\$0	\$57,482	\$86,344,478	\$622,503,193	11,205	393,820	Tallahatchie
\$0	\$1,221,653	\$116,964,037	\$1,025,074,130	16,551	234,361	Tate
\$0	\$2,499,843	\$78,294,515	\$648,147,378	16,953	272,502	Tippah
\$0	\$2,159,884	\$106,578,581	\$854,050,140	16,540	231,500	Tishomingo
\$1,566,954	\$1,894,004	\$135,817,748	\$946,106,131	6,365	273,482	Tunica
\$42,026,716	\$5,651,138	\$160,369,073	\$1,250,828,779	18,891	244,623	Union
\$0	\$0	\$55,233,147	\$462,164,272	14,135	249,493	Walthall
\$0	\$0	\$319,037,458	\$2,525,484,283	26,437	341,932	Warren
\$0	\$1,998,220	\$223,952,210	\$1,741,143,810	30,866	403,586	Washington
\$0	\$94,757	\$89,554,459	\$730,610,580	16,567	412,822	Wayne
\$0	\$505,699	\$46,996,033	\$386,379,479	9,690	260,074	Webster
\$0	\$0	\$41,647,006	\$317,754,470	10,539	406,495	Wilkinson
\$0	\$1,029,965	\$76,828,751	\$629,660,862	15,827	326,092	Winston
\$0	\$3,527,969	\$46,378,986	\$381,493,787	12,449	231,184	Yalobusha
\$0	\$785,090	\$115,274,329	\$894,276,223	19,751	514,971	Yazoo
<b>\$251,322,465</b>	<b>\$330,182,387</b>	<b>\$16,992,707,243</b>	<b>\$136,843,376,252</b>	<b>1,900,331</b>	<b>26,413,446</b>	<b>Total</b>



# Ad Valorem Assessments for All Counties Calendar Year 2016

County	Personal Property § 27-39-329 & School Tax		Real Property Class 1		Real Property Class 2		Real Property § 27-39-329 & School Tax		Public Service Class 4		Total Excluding § 27-39-329 & School Tax		Total § 27-39-329 & School Tax		Total Assessment
	Personal Class 3	School Tax	Real Property Class 1	Real Property Class 2	Real Property § 27-39-329 & School Tax	Public Service Class 4	Total Excluding § 27-39-329 & School Tax	Total § 27-39-329 & School Tax	Public Service Class 4	Total Excluding § 27-39-329 & School Tax	Total § 27-39-329 & School Tax	Total Assessment			
Adams	\$83,224,943	\$1,637,092	\$64,922,092	\$105,827,272	\$148,559	\$17,338,267	\$271,312,574	\$1,785,651	\$17,338,267	\$271,312,574	\$1,785,651	\$273,098,225			
Alcorn	\$75,591,679	\$24,875,418	\$64,403,319	\$59,888,192	\$7,564,303	\$12,525,682	\$212,408,872	\$32,439,721	\$12,525,682	\$212,408,872	\$32,439,721	\$244,848,593			
Amite	\$29,671,079	\$12,896,312	\$25,565,113	\$38,342,179	\$37,623	\$11,300,170	\$104,878,541	\$12,933,935	\$11,300,170	\$104,878,541	\$12,933,935	\$117,812,476			
Attala	\$34,836,407	\$1,314,707	\$37,871,914	\$44,459,128	\$531,308	\$77,676,676	\$194,844,125	\$1,846,015	\$77,676,676	\$194,844,125	\$1,846,015	\$196,690,140			
Benton	\$8,925,130	\$0	\$11,415,767	\$48,836,296	\$0	\$6,061,967	\$6,239,160	\$0	\$6,061,967	\$6,239,160	\$0	\$75,239,160			
Bolivar	\$72,793,558	\$11,633,346	\$63,391,610	\$145,209,061	\$2,426,829	\$23,277,480	\$304,671,709	\$14,060,175	\$23,277,480	\$304,671,709	\$14,060,175	\$318,731,884			
Calhoun	\$26,339,029	\$4,936,128	\$26,801,627	\$36,519,302	\$0	\$3,658,284	\$93,318,242	\$4,936,128	\$3,658,284	\$93,318,242	\$4,936,128	\$98,254,370			
Carroll	\$21,404,569	\$358,803	\$24,694,233	\$31,828,687	\$240,767	\$3,859,563	\$81,787,052	\$599,570	\$3,859,563	\$81,787,052	\$599,570	\$82,386,622			
Chickasaw	\$31,467,833	\$1,742,680	\$25,619,295	\$33,033,153	\$290,924	\$3,373,231	\$93,493,512	\$2,033,604	\$3,373,231	\$93,493,512	\$2,033,604	\$95,527,116			
Choctaw	\$173,412,702	\$0	\$15,102,728	\$94,043,159	\$0	\$7,717,670	\$290,276,259	\$0	\$7,717,670	\$290,276,259	\$0	\$290,276,259			
Claiborne	\$21,596,922	\$0	\$10,161,486	\$22,184,072	\$0	\$20,111,795	\$74,054,275	\$0	\$20,111,795	\$74,054,275	\$0	\$74,054,275			
Clarke	\$41,259,650	\$5,092,688	\$32,816,977	\$36,084,578	\$3,154,365	\$79,649,049	\$189,810,254	\$8,247,053	\$79,649,049	\$189,810,254	\$8,247,053	\$198,057,307			
Clay	\$37,065,002	\$145,524	\$39,696,394	\$57,591,482	\$392,921	\$9,492,534	\$143,845,412	\$538,445	\$9,492,534	\$143,845,412	\$538,445	\$144,383,857			
Coahoma	\$55,497,396	\$2,189,703	\$30,511,467	\$100,241,788	\$920,909	\$29,279,757	\$215,530,408	\$3,110,612	\$29,279,757	\$215,530,408	\$3,110,612	\$218,641,020			
Copiah	\$57,801,861	\$4,718,247	\$45,889,072	\$54,718,378	\$0	\$64,501,659	\$222,910,970	\$4,718,247	\$64,501,659	\$222,910,970	\$4,718,247	\$227,629,217			
Covington	\$64,268,434	\$618,784	\$35,048,059	\$37,027,914	\$2,224,117	\$89,697,580	\$226,041,987	\$2,842,901	\$89,697,580	\$226,041,987	\$2,842,901	\$228,884,888			
Desoto	\$431,453,199	\$30,819,236	\$644,323,726	\$481,803,045	\$92,103,574	\$45,274,170	\$1,602,854,140	\$122,922,810	\$45,274,170	\$1,602,854,140	\$122,922,810	\$1,725,776,950			
Forrest	\$171,367,101	\$40,385,484	\$142,899,369	\$226,548,850	\$16,808,461	\$65,359,091	\$606,174,411	\$57,193,945	\$65,359,091	\$606,174,411	\$57,193,945	\$663,368,356			
Franklin	\$39,894,216	\$0	\$14,288,410	\$20,071,227	\$0	\$13,404,114	\$65,694,895	\$0	\$13,404,114	\$65,694,895	\$0	\$65,694,895			
George	\$26,109,108	\$14,123,620	\$19,825,850	\$27,583,284	\$200,468	\$31,849,493	\$105,367,735	\$14,324,088	\$31,849,493	\$105,367,735	\$14,324,088	\$119,691,823			
Grenada	\$71,414,990	\$13,663,510	\$52,087,389	\$64,712,494	\$2,046,455	\$15,809,397	\$204,024,270	\$15,709,965	\$15,809,397	\$204,024,270	\$15,709,965	\$219,734,235			
Hancock	\$120,090,728	\$13,922,123	\$154,221,604	\$225,210,975	\$20,713,775	\$41,413,526	\$540,936,833	\$34,635,898	\$41,413,526	\$540,936,833	\$34,635,898	\$575,572,731			
Harrison	\$476,896,314	\$56,451,142	\$482,430,197	\$963,899,564	\$22,561,926	\$191,008,853	\$2,114,234,928	\$79,013,068	\$191,008,853	\$2,114,234,928	\$79,013,068	\$2,193,247,996			
Hinds	\$464,356,962	\$3,379,467	\$494,545,543	\$705,083,029	\$4,814,143	\$260,742,691	\$1,924,728,225	\$8,193,610	\$260,742,691	\$1,924,728,225	\$8,193,610	\$1,932,921,835			
Holmes	\$28,052,121	\$9,570	\$15,649,070	\$49,898,035	\$17,330	\$32,312,412	\$125,911,638	\$26,900	\$32,312,412	\$125,911,638	\$26,900	\$125,938,538			
Humphreys	\$11,812,514	\$85,132	\$11,214,849	\$30,518,146	\$134,454	\$27,867,440	\$81,412,949	\$219,586	\$27,867,440	\$81,412,949	\$219,586	\$81,632,535			
Issaquena	\$2,780,652	\$148,028	\$1,674,397	\$17,081,517	\$0	\$5,936,098	\$27,472,664	\$148,028	\$5,936,098	\$27,472,664	\$148,028	\$27,620,692			
Itawamba	\$45,837,334	\$14,133,495	\$41,704,244	\$38,425,287	\$4,440,503	\$4,987,207	\$130,954,072	\$18,573,998	\$4,987,207	\$130,954,072	\$18,573,998	\$149,528,070			
Jackson	\$493,247,169	\$427,363,745	\$372,883,937	\$432,710,166	\$11,367,556	\$451,001,614	\$1,749,842,886	\$438,731,301	\$451,001,614	\$1,749,842,886	\$438,731,301	\$2,188,574,187			
Jasper	\$48,329,935	\$16,502,616	\$32,831,181	\$41,613,733	\$320,229	\$68,353,096	\$191,127,945	\$16,822,845	\$68,353,096	\$191,127,945	\$16,822,845	\$207,950,790			
Jefferson	\$10,189,561	\$0	\$9,587,756	\$23,068,525	\$0	\$6,492,190	\$49,338,032	\$0	\$6,492,190	\$49,338,032	\$0	\$49,338,032			
Jefferson Davis	\$18,732,530	\$976,590	\$20,962,941	\$24,941,685	\$0	\$41,099,016	\$105,736,172	\$976,590	\$41,099,016	\$105,736,172	\$976,590	\$106,712,762			
Jones	\$165,360,643	\$23,581,430	\$132,800,176	\$145,885,856	\$16,572,708	\$49,964,198	\$494,010,873	\$40,154,138	\$49,964,198	\$494,010,873	\$40,154,138	\$534,165,011			
Kemper	\$23,253,895	\$0	\$12,825,329	\$22,662,257	\$117,127	\$207,072,260	\$265,813,741	\$117,127	\$207,072,260	\$265,813,741	\$117,127	\$265,930,868			
Lafayette	\$122,958,473	\$7,978,623	\$164,903,488	\$307,013,771	\$2,655,558	\$8,780,049	\$603,655,781	\$10,634,181	\$8,780,049	\$603,655,781	\$10,634,181	\$614,289,962			
Lamar	\$142,113,633	\$0	\$192,871,768	\$183,007,289	\$0	\$25,249,882	\$543,242,572	\$0	\$25,249,882	\$543,242,572	\$0	\$543,242,572			
Lauderdale	\$161,634,403	\$4,077,952	\$190,545,765	\$215,026,533	\$8,330,596	\$76,846,302	\$644,053,003	\$12,408,548	\$76,846,302	\$644,053,003	\$12,408,548	\$656,461,551			
Lawrence	\$61,900,348	\$997,436	\$25,405,217	\$32,119,300	\$805,050	\$16,323,589	\$135,748,454	\$1,802,486	\$16,323,589	\$135,748,454	\$1,802,486	\$137,550,940			
Leake	\$37,725,240	\$0	\$34,134,667	\$43,016,307	\$76,100	\$6,247,336	\$121,123,550	\$76,100	\$6,247,336	\$121,123,550	\$76,100	\$121,199,650			
Lee	\$274,560,234	\$50,550,947	\$263,587,512	\$348,377,703	\$7,314,687	\$16,917,912	\$903,443,361	\$57,865,634	\$16,917,912	\$903,443,361	\$57,865,634	\$961,308,995			
Leflore	\$65,892,657	\$7,312,066	\$46,262,022	\$117,701,929	\$2,307,590	\$22,715,061	\$252,571,669	\$9,619,656	\$22,715,061	\$252,571,669	\$9,619,656	\$262,191,325			

# Ad Valorem Assessments for All Counties Calendar Year 2016

County	Personal Property		Real Property		Real Property		Real Property		Public Service		Total Excluding		Total	
	Class 3	§ 27-39-329 & School Tax	Class 1	Class 2	§ 27-39-329 & School Tax	Class 4	§ 27-39-329 & School Tax	§ 27-39-329 & School Tax	Class 4	§ 27-39-329 & School Tax	§ 27-39-329 & School Tax	§ 27-39-329 & School Tax	Assessment	
Lincoln	\$83,129,215	\$19,285,368	\$72,031,581	\$85,099,293	\$1,311,911	\$20,826,430	\$261,086,519	\$20,597,279	\$20,826,430	\$261,086,519	\$20,597,279	\$281,683,798		
Lowndes	\$598,383,864	\$22,156,374	\$134,067,585	\$207,707,680	\$14,193,213	\$26,427,215	\$966,586,344	\$36,349,587	\$26,427,215	\$966,586,344	\$36,349,587	\$1,002,935,931		
Madison	\$440,608,670	\$17,143,850	\$540,107,820	\$569,556,951	\$3,575,159	\$49,748,674	\$1,600,022,115	\$20,719,009	\$49,748,674	\$1,600,022,115	\$20,719,009	\$1,620,741,124		
Marion	\$47,929,120	\$1,022,655	\$47,027,952	\$53,661,607	\$195,541	\$19,461,015	\$168,079,694	\$1,218,196	\$19,461,015	\$168,079,694	\$1,218,196	\$169,297,890		
Marshall	\$74,005,986	\$8,432,529	\$78,699,068	\$99,097,519	\$22,405,725	\$13,140,222	\$264,942,795	\$30,838,254	\$13,140,222	\$264,942,795	\$30,838,254	\$295,781,049		
Monroe	\$118,101,724	\$24,760,494	\$74,557,342	\$70,966,488	\$2,474,523	\$45,428,228	\$309,053,782	\$27,235,017	\$45,428,228	\$309,053,782	\$27,235,017	\$336,288,799		
Montgomery	\$17,209,956	\$0	\$19,534,778	\$24,600,791	\$28,596	\$5,163,249	\$66,508,774	\$28,596	\$5,163,249	\$66,508,774	\$28,596	\$66,537,370		
Neshoba	\$52,853,668	\$5,222,989	\$54,017,154	\$61,932,357	\$748,006	\$4,690,769	\$173,493,948	\$5,970,995	\$4,690,769	\$173,493,948	\$5,970,995	\$179,464,943		
Newton	\$41,008,470	\$0	\$38,265,500	\$40,242,803	\$0	\$9,986,908	\$129,503,681	\$0	\$9,986,908	\$129,503,681	\$0	\$129,503,681		
Noxubee	\$18,167,093	\$1,109,617	\$12,846,923	\$28,155,587	\$594,124	\$12,553,696	\$71,723,299	\$1,703,741	\$12,553,696	\$71,723,299	\$1,703,741	\$73,427,040		
Oktibbeha	\$85,549,033	\$466,869	\$111,592,089	\$177,699,061	\$2,346,508	\$8,719,721	\$383,559,904	\$2,813,377	\$8,719,721	\$383,559,904	\$2,813,377	\$386,373,281		
Panola	\$85,895,169	\$2,486,177	\$63,956,320	\$91,034,639	\$1,146,662	\$26,069,921	\$266,956,049	\$3,632,839	\$26,069,921	\$266,956,049	\$3,632,839	\$270,588,888		
Pearl River	\$95,851,636	\$0	\$137,240,320	\$136,541,402	\$197,378	\$31,189,574	\$400,822,932	\$197,378	\$31,189,574	\$400,822,932	\$197,378	\$401,020,310		
Perry	\$38,080,305	\$0	\$20,413,915	\$19,784,588	\$0	\$40,642,866	\$118,921,674	\$0	\$40,642,866	\$118,921,674	\$0	\$118,921,674		
Pike	\$92,662,948	\$2,658,211	\$73,846,509	\$110,639,888	\$198,578	\$27,827,939	\$304,977,284	\$2,856,789	\$27,827,939	\$304,977,284	\$2,856,789	\$307,834,073		
Pontotoc	\$53,044,769	\$14,581,066	\$53,957,779	\$52,564,582	\$2,651,816	\$3,214,623	\$162,781,753	\$17,232,882	\$3,214,623	\$162,781,753	\$17,232,882	\$180,014,635		
Prentiss	\$47,084,823	\$3,576,684	\$42,662,878	\$44,893,663	\$482,533	\$2,684,752	\$137,326,116	\$4,059,217	\$2,684,752	\$137,326,116	\$4,059,217	\$141,385,333		
Quitman	\$9,423,716	\$10,371	\$7,576,473	\$30,365,869	\$29,366	\$27,897,244	\$75,263,302	\$39,737	\$27,897,244	\$75,263,302	\$39,737	\$75,303,039		
Rankin	\$435,209,415	\$24,265,776	\$520,074,139	\$525,122,670	\$13,319,640	\$73,976,047	\$1,554,382,271	\$37,585,416	\$73,976,047	\$1,554,382,271	\$37,585,416	\$1,591,967,687		
Scott	\$60,559,604	\$20,497,080	\$37,964,495	\$58,620,979	\$7,946,751	\$9,564,076	\$166,709,154	\$28,443,831	\$9,564,076	\$166,709,154	\$28,443,831	\$195,152,985		
Sharkey	\$9,128,157	\$0	\$5,580,033	\$24,632,051	\$189,969	\$9,685,995	\$49,026,236	\$189,969	\$9,685,995	\$49,026,236	\$189,969	\$49,216,205		
Simpson	\$72,359,249	\$2,048,053	\$43,849,968	\$76,941,695	\$1,855,018	\$56,273,175	\$249,424,087	\$3,903,071	\$56,273,175	\$249,424,087	\$3,903,071	\$253,327,158		
Smith	\$56,866,596	\$0	\$31,006,026	\$32,831,186	\$218,322	\$29,505,701	\$150,209,509	\$218,322	\$29,505,701	\$150,209,509	\$218,322	\$150,427,831		
Stone	\$35,276,272	\$1,990,616	\$31,811,723	\$36,154,395	\$592,023	\$9,879,420	\$113,121,810	\$2,582,639	\$9,879,420	\$113,121,810	\$2,582,639	\$115,704,449		
Sunflower	\$47,670,131	\$4,729,327	\$31,485,721	\$93,021,954	\$414,406	\$18,424,613	\$190,602,419	\$5,143,733	\$18,424,613	\$190,602,419	\$5,143,733	\$195,746,152		
Tallahatchie	\$19,574,350	\$0	\$14,063,249	\$72,223,747	\$57,482	\$15,538,034	\$121,399,380	\$57,482	\$15,538,034	\$121,399,380	\$57,482	\$121,456,862		
Tate	\$42,415,420	\$5,229,092	\$73,596,489	\$42,145,895	\$1,221,653	\$12,003,571	\$170,161,375	\$6,450,745	\$12,003,571	\$170,161,375	\$6,450,745	\$176,612,120		
Tippah	\$37,684,064	\$12,988,949	\$37,866,686	\$37,927,986	\$2,499,843	\$4,141,976	\$117,620,712	\$15,488,792	\$4,141,976	\$117,620,712	\$15,488,792	\$133,109,504		
Tishomingo	\$51,326,437	\$12,804,115	\$43,063,404	\$61,355,293	\$2,159,884	\$3,437,364	\$159,182,498	\$14,963,999	\$3,437,364	\$159,182,498	\$14,963,999	\$174,146,497		
Tunica	\$86,113,663	\$789,416	\$12,197,042	\$121,726,702	\$1,894,004	\$14,369,334	\$234,406,741	\$2,683,420	\$14,369,334	\$234,406,741	\$2,683,420	\$237,090,161		
Union	\$109,060,240	\$10,350,453	\$54,521,120	\$100,196,815	\$5,651,138	\$8,036,111	\$271,814,286	\$16,001,591	\$8,036,111	\$271,814,286	\$16,001,591	\$287,815,877		
Walthall	\$24,658,617	\$0	\$28,194,656	\$27,038,491	\$0	\$22,877,727	\$102,769,491	\$0	\$22,877,727	\$102,769,491	\$0	\$102,769,491		
Warren	\$194,225,034	\$0	\$119,570,375	\$199,467,083	\$0	\$107,504,795	\$620,767,287	\$0	\$107,504,795	\$620,767,287	\$0	\$620,767,287		
Washington	\$101,043,422	\$14,194,615	\$74,452,315	\$147,501,675	\$1,998,220	\$91,077,877	\$414,075,289	\$16,192,835	\$91,077,877	\$414,075,289	\$16,192,835	\$430,268,124		
Wayne	\$55,249,623	\$5,496,819	\$40,087,446	\$49,372,256	\$94,757	\$12,021,360	\$156,730,685	\$5,591,576	\$12,021,360	\$156,730,685	\$5,591,576	\$162,322,261		
Webster	\$18,337,402	\$949,853	\$21,923,251	\$24,567,083	\$505,699	\$2,092,127	\$66,919,863	\$1,455,552	\$2,092,127	\$66,919,863	\$1,455,552	\$68,375,415		
Wilkinson	\$21,055,944	\$0	\$12,039,284	\$29,607,722	\$0	\$4,328,856	\$67,031,806	\$0	\$4,328,856	\$67,031,806	\$0	\$67,031,806		
Winston	\$44,353,845	\$588,015	\$35,242,878	\$40,555,908	\$1,029,965	\$12,484,872	\$132,637,503	\$1,617,980	\$12,484,872	\$132,637,503	\$1,617,980	\$134,255,483		
Yalobusha	\$19,122,535	\$16,137,400	\$21,691,542	\$21,159,475	\$3,527,969	\$6,396,338	\$68,369,890	\$19,665,369	\$6,396,338	\$68,369,890	\$19,665,369	\$88,035,259		
Yazoo	\$51,137,568	\$17,465,036	\$37,747,179	\$76,742,060	\$785,090	\$26,673,086	\$192,299,893	\$18,250,126	\$26,673,086	\$192,299,893	\$18,250,126	\$210,550,019		
<b>Total</b>	<b>\$7,960,469,051</b>	<b>\$1,172,059,513</b>	<b>\$7,086,778,972</b>	<b>\$9,575,745,884</b>	<b>\$330,182,387</b>	<b>\$3,171,716,797</b>	<b>\$27,794,710,704</b>	<b>\$1,402,241,900</b>	<b>\$3,171,716,797</b>	<b>\$27,794,710,704</b>	<b>\$1,402,241,900</b>	<b>\$29,196,952,604</b>		

## Public Service & Transportation Comparative Statement of Assessments 2016-2007

Telephone Companies	2016	2015	2014	2013	2012
AT&T Communications	\$4,400,000	\$5,200,000	\$5,400,000	\$5,400,000	\$5,600,000
Bellsouth Telecommunications, Inc.	\$231,700,000	\$259,600,000	\$282,900,000	\$267,000,000	\$282,000,000
Centurylink Communications, Llc (Fka Centurytel Fiber Company II, LLC)	\$1,740,000	\$1,940,000	\$690,000	\$640,000	\$610,000
Delta Telephone Company	\$1,490,000	\$1,540,000	\$1,470,000	\$1,500,000	\$1,520,000
Franklin Telephone Company	\$4,670,000	\$4,500,000	\$5,000,000	\$5,000,000	\$4,900,000
Level 3 Communications, Inc.	\$7,100,000	\$6,700,000	\$4,200,000	\$4,100,000	\$4,200,000
MCI Metro Access Transmission Services, LLC	\$800,000	\$800,000	\$600,000	\$500,000	---
MCI Worldcom Network Services, Inc. (MCICS)	\$1,800,000	\$2,400,000	\$2,600,000	\$2,500,000	\$2,800,000
Network Telephone Corporation	\$400,000	\$530,000	\$560,000	\$370,000	\$390,000
Qwest Communications, Inc.	---	---	\$1,280,000	\$1,240,000	\$1,260,000
Sprint Communications	\$900,000	\$1,000,000	\$1,400,000	\$2,200,000	\$2,200,000
Windstream-Kentucky Data Link	\$1,810,000	\$1,720,000	\$1,760,000	\$1,610,000	\$610,000
<b>Total Telephone</b>	<b>\$256,810,000</b>	<b>\$285,930,000</b>	<b>\$307,860,000</b>	<b>\$292,060,000</b>	<b>\$306,090,000</b>

Electric Companies	2016	2015	2014	2013	2012
Entergy Mississippi, Inc. (Fka MP&L)	\$526,000,000	\$509,000,000	\$486,000,000	\$479,000,000	\$435,800,000
Gulf Power Company	\$119,100,000	\$78,600,000	\$66,800,000	\$54,400,000	\$46,800,000
Mississippi Power Company	\$738,042,767	\$603,134,397	\$608,084,039	\$526,418,200	\$450,124,378
System Energy Resources, Inc. - Grand Gulf	\$504,000,000	\$512,000,000	\$480,000,000	\$471,000,000	\$449,000,000
<b>Total Electric</b>	<b>\$1,887,142,767</b>	<b>\$1,702,734,397</b>	<b>\$1,640,884,039</b>	<b>\$1,530,818,200</b>	<b>\$1,381,724,378</b>

Airlines	2016	2015	2014	2013	2012
Air Wisconsin Airlines	\$135,360	\$403,200	\$430,560	\$364,030	---
ABX Air, Inc. (Fka Airborne Express)	---	---	---	---	---
Airtran Airways	---	---	---	---	---
Allegiant Air LLC	---	---	\$1,630	\$128,500	\$170,720
Envoy Air, Inc. (Fka American Eagle)	\$527,090	\$1,059,970	\$1,250,060	\$1,031,980	\$1,044,520
Atlantic Southeast Airline	---	---	---	---	\$3,597,650
Boutique Air, Inc.	\$16,990	---	---	---	---
Chautauqua Airlines	---	---	\$390	\$21,500	---
Colgan Air Inc	---	---	---	---	\$526,180
Comair	---	---	---	---	\$101,650
Continental Airlines	---	---	---	---	---
Express Jet Airlines (Continental Express)	\$1,463,200	\$2,177,560	\$3,170,950	\$3,298,310	\$1,083,340
Delta Airlines Inc.	\$1,425,960	\$1,253,520	\$813,960	\$1,134,420	\$756,850
Endeavor Air Inc. Fka Pinnacle Airlines (Northwest Airlink) (Express Airlines I)	---	---	\$31,110	\$906,400	\$797,710
Fedex Express (Fka Federal Express Corporation)	\$90	\$110	---	\$160	\$150
Flagship Airlines	---	---	---	---	---
Martinaire, Inc.	---	---	---	---	---
Mesa Airlines (U.S. Air Exp.) (Air Midwest)	---	\$350	\$4,230	---	---
Mesaba Airlines	---	---	---	---	\$1,374,430
Minnesota Airlines, LLC Db a Sun Country Airlines	\$1,821,440	---	---	---	---
Northwest Airlines, Inc.	---	---	---	---	---
PSA Airlines	\$1,580,370	\$1,328,690	\$1,314,020	\$1,269,090	\$1,300,140
Republic Airline, Inc.	---	\$638,820	\$1,004,690	\$484,490	---

Airlines continued next page

## Public Service & Transportation Comparative Statement of Assessments 2016-2007

2011	2010	2009	2008	2007	Telephone Companies
\$5,900,000	\$6,700,000	\$7,000,000	\$8,100,000	\$8,800,000	AT&T Communications
\$296,600,000	\$308,700,000	\$322,100,000	\$325,800,000	\$315,300,000	Bellsouth Telecommunications, Inc.
\$550,000	\$530,000	\$480,000	\$280,000	\$230,000	Centurylink Communications, Llc (Fka Centurytel Fiber Company II, LLC)
\$1,700,000	\$2,080,000	\$2,800,000	\$2,930,000	\$3,050,000	Delta Telephone Company
\$4,900,000	\$5,500,000	\$7,000,000	\$7,900,000	\$8,000,000	Franklin Telephone Company
\$4,000,000	\$4,260,000	\$4,950,000	\$5,680,000	\$6,430,000	Level 3 Communications, Inc.
---	---	---	---	---	MCI Metro Access Transmission Services, LLC
\$3,600,000	\$3,900,000	\$3,600,000	\$3,800,000	\$2,000,000	MCI Worldcom Network Services, Inc. (MCICS)
\$180,000	\$150,000	\$170,000	\$210,000	\$350,000	Network Telephone Corporation
\$540,000	\$500,000	\$540,000	\$580,000	\$770,000	Qwest Communications, Inc.
\$2,600,000	\$2,400,000	\$2,500,000	\$2,600,000	\$2,900,000	Sprint Communications
---	---	---	---	---	Windstream-Kentucky Data Link
<b>\$320,570,000</b>	<b>\$334,720,000</b>	<b>\$351,140,000</b>	<b>\$357,880,000</b>	<b>\$347,830,000</b>	<b>Total Telephone</b>
2011	2010	2009	2008	2007	Electric Companies
\$407,800,000	\$375,600,000	\$359,500,000	\$365,600,000	\$351,600,000	Entergy Mississippi, Inc. (Fka MP&L)
\$40,500,000	\$40,400,000	\$41,600,000	\$39,900,000	\$39,900,000	Gulf Power Company
\$414,988,688	\$397,100,000	\$391,300,000	\$378,400,000	\$367,800,000	Mississippi Power Company
\$460,000,000	\$470,000,000	\$490,000,000	\$510,000,000	\$540,000,000	System Energy Resources, Inc. - Grand Gulf
<b>\$1,323,288,688</b>	<b>\$1,283,100,000</b>	<b>\$1,282,400,000</b>	<b>\$1,293,900,000</b>	<b>\$1,299,300,000</b>	<b>Total Electric</b>
2011	2010	2009	2008	2007	Airlines
---	\$730	---	\$196,320	\$602,830	Air Wisconsin Airlines
---	---	\$35,850	\$107,230	\$87,910	ABX Air, Inc. (Fka Airborne Express)
\$64,670	\$20,300	\$187,830	\$185,500	\$786,340	Airtran Airways
\$194,740	\$202,370	\$363,660	\$8,350	---	Allegiant Air LLC
\$1,159,980	\$1,309,510	\$1,400,510	\$1,684,190	\$851,950	Envoy Air, Inc. (Fka American Eagle)
\$2,967,940	\$2,250,500	\$2,246,770	\$2,765,620	\$2,760,030	Atlantic Southeast Airline
---	---	---	---	---	Boutique Air, Inc.
---	---	---	---	\$186,000	Chautauqua Airlines
---	---	---	---	---	Colgan Air Inc
\$415,480	\$274,290	\$293,550	\$262,460	\$400,190	Comair
---	---	---	---	\$401,160	Continental Airlines
\$1,727,670	\$2,148,520	\$1,788,260	\$1,548,820	\$1,119,330	Express Jet Airlines (Continental Express)
\$500,480	\$523,920	\$668,630	\$1,049,010	\$766,560	Delta Airlines Inc.
\$1,650,320	\$2,572,570	\$2,683,510	\$2,388,400	\$1,699,300	Endeavor Air Inc. Fka Pinnacle Airlines (Northwest Airlink) (Express Airlines I)
\$8,690	---	\$4,590	\$2,900	\$800	Fedex Express (Fka Federal Express Corporation)
---	---	---	---	---	Flagship Airlines
---	---	\$48,830	\$110,560	\$86,820	Martinaire, Inc.
---	---	\$1,570	\$423,620	\$240,960	Mesa Airlines (U.S. Air Exp.) (Air Midwest)
\$1,011,510	\$667,160	\$914,110	\$908,850	\$915,380	Mesaba Airlines
---	---	---	---	---	Minnesota Airlines, LLC Db a Sun Country Airlines
---	---	\$3,610	\$5,310	\$595,530	Northwest Airlines, Inc.
\$1,376,900	\$1,287,100	\$740,190	\$295,570	---	PSA Airlines
---	---	---	---	---	Republic Airline, Inc.

Airlines continued next page

## Public Service & Transportation Comparative Statement of Assessments 2016-2007

Airlines continued	2016	2015	2014	2013	2012
Shuttle America Corporation	---	---	---	---	---
Silver Airways	---	\$122,890	\$94,750	\$94,750	---
Skybus Airlines Inc.	---	---	---	---	---
Southwest Airlines Company	---	---	\$1,320,120	\$2,209,170	\$1,528,190
Songbird Airway	\$1,750	---	---	---	---
United Parcel Service Company	\$2,075,390	\$2,163,480	\$2,193,780	\$2,119,770	\$2,008,600
United Airlines, Inc. (Fka United Continental Holdings, Inc.)	\$15,270	\$11,770	---	---	---
Xtra Airways (TEM Enterprises)	\$19,570	\$3,650	---	---	---
<b>Total Airline</b>	<b>\$9,082,480</b>	<b>\$9,164,010</b>	<b>\$11,630,250</b>	<b>\$13,062,570</b>	<b>\$14,290,130</b>
<b>Railroads</b>	<b>2016</b>	<b>2015</b>	<b>2014</b>	<b>2013</b>	<b>2012</b>
Burlington Northern Santa Fe Railway	\$18,500,000	\$17,100,000	\$16,500,000	\$15,500,000	\$12,700,000
CSX Transportation, Inc.	\$9,020,000	\$8,600,000	\$8,400,000	\$8,400,000	\$8,500,000
Grand Trunk Railroad (CN/LCR)	\$91,920,000	\$88,800,000	\$81,200,000	\$77,700,000	\$72,500,000
Kansas City Southern Railway	\$35,410,000	\$33,400,000	\$29,900,000	\$26,500,000	\$23,200,000
Norfolk Southern Corp.	\$26,700,000	\$27,100,000	\$26,800,000	\$26,300,000	\$24,700,000
Alabama & Gulf Coast Railroad	\$475,000	\$480,000	\$460,000	\$460,000	\$450,000
Alabama Southern Railroad, Inc.	\$101,000	\$84,000	\$52,000	\$46,000	\$46,000
Columbus & Greenville Railway	\$5,415,000	\$5,700,000	\$5,500,000	\$4,500,000	\$3,150,000
Gloster Southern RR	---	---	---	---	\$108,000
Grenada Railway, LLC	\$1,740,000	\$1,500,000	\$1,580,000	\$1,670,000	\$1,730,000
M & B Railroad, LLC	\$734,000	\$710,000	\$700,000	\$710,000	\$710,000
Meridian Southern Railway LLC	\$108,000	\$99,000	\$92,000	\$101,000	\$101,000
Mississippi Central RR	\$152,000	\$174,000	\$183,000	\$170,000	\$184,000
Mississippi Export RR	\$2,180,000	\$2,300,000	\$2,200,000	\$2,600,000	\$2,900,000
Mississippi & Skuna Valley RR (Donated To County)	---	---	---	---	---
Mississippi Southern Railroad, Inc.	\$65,250	\$61,000	\$93,000	\$95,000	\$107,000
Ripley & New Albany Railroad (Fka MS & TN RR)	\$119,000	\$109,000	\$109,000	\$99,000	\$105,000
Natchez Railway, LLC	\$534,000	\$620,000	\$640,000	\$620,000	\$680,000
Redmont Railway Company, Inc.	---	---	---	\$40,000	\$50,000
Vicksburg Southern Railroad	\$156,000	\$97,000	\$88,800	\$75,600	\$67,500
Private Rail Car Assessment	\$55,061,458	\$52,437,421	\$47,118,681	\$40,758,554	\$33,223,336
<b>Total Railroad</b>	<b>\$248,390,708</b>	<b>\$239,371,421</b>	<b>\$221,616,481</b>	<b>\$206,345,154</b>	<b>\$185,211,836</b>

## Public Service & Transportation Comparative Statement of Assessments 2016-2007

2011	2010	2009	2008	2007	Airlines Continued
---	---	---	---	\$83,000	Shuttle America Corporation
---	---	---	---	---	Silver Airways
---	---	---	\$50,600	---	Skybus Airlines Inc.
\$1,395,880	\$2,525,490	\$1,609,310	\$2,131,530	\$2,030,050	Southwest Airlines Company
---	---	---	---	---	Songbird Airway
\$2,019,650	\$1,960,210	\$1,972,880	\$1,923,820	\$1,422,600	United Parcel Service Company
---	---	---	---	---	United Airlines, Inc. (Fka United Continental Holdings, Inc.)
---	---	\$3,510	---	---	Xtra Airways (TEM Enterprises)
<b>\$14,493,910</b>	<b>\$15,742,670</b>	<b>\$14,967,170</b>	<b>\$16,048,660</b>	<b>\$15,036,740</b>	<b>Total Airline</b>

2011	2010	2009	2008	2007	Railroads
\$11,900,000	\$10,400,000	\$8,800,000	\$8,500,000	\$7,500,000	Burlington Northern Santa Fe Railway
\$7,900,000	\$6,600,000	\$6,200,000	\$5,700,000	\$5,380,000	CSX Transportation, Inc.
\$69,900,000	\$64,600,000	\$63,100,000	\$41,725,000	\$39,530,000	Grand Trunk Railroad (CN/LCR)
\$20,900,000	\$17,400,000	\$17,100,000	\$15,700,000	\$14,100,000	Kansas City Southern Railway
\$23,900,000	\$22,800,000	\$22,000,000	\$20,700,000	\$19,200,000	Norfolk Southern Corp.
\$450,000	\$450,000	\$430,000	\$430,000	\$430,000	Alabama & Gulf Coast Railroad
\$44,000	\$39,000	\$36,000	\$37,400	\$27,000	Alabama Southern Railroad, Inc.
\$1,950,000	\$1,540,000	\$970,000	\$600,000	\$550,000	Columbus & Greenville Railway
\$136,000	\$75,000	\$23,000	\$23,000	\$23,000	Gloster Southern RR
\$1,860,000	\$1,860,000	---	---	---	Grenada Railway, LLC
\$620,000	\$640,000	\$600,000	\$650,000	\$670,000	M & B Railroad, LLC
\$91,000	\$101,000	\$106,000	\$85,000	\$90,000	Meridian Southern Railway LLC
\$190,000	\$203,000	\$219,000	\$227,000	\$198,000	Mississippi Central RR
\$2,900,000	\$3,050,000	\$2,920,000	\$2,840,000	\$2,340,000	Mississippi Export RR
\$19,000	\$63,000	\$65,000	\$68,000	\$110,000	Mississippi & Skuna Valley RR (Donated To County)
\$108,000	\$102,000	\$94,000	\$85,000	\$420,000	Mississippi Southern Railroad, Inc.
\$90,000	\$92,000	\$94,000	\$124,000	\$154,000	Ripley & New Albany Railroad (Fka MS & TN RR)
\$810,000	\$810,000	---	---	---	Natchez Railway, LLC
\$50,000	---	---	---	---	Redmont Railway Company, Inc.
\$71,000	\$73,000	\$71,000	\$84,000	\$69,000	Vicksburg Southern Railroad
\$33,439,667	\$36,775,214	\$36,574,142	\$37,282,022	\$33,332,485	Private Rail Car Assessment
<b>\$177,328,667</b>	<b>\$167,673,214</b>	<b>\$159,402,142</b>	<b>\$134,860,422</b>	<b>\$124,123,485</b>	<b>Total Railroad</b>

## Public Service & Transportation Comparative Statement of Assessments 2016-2007

Oil & Gas Companies	2016	2015	2014	2013	2012
<b>Gas Distribution Companies</b>					
Centerpoint Energy - Entex (Fka Reliant Energy-Entex)	\$15,500,000	\$12,800,000	\$11,700,000	\$11,700,000	\$11,600,000
Mississippi River Gas, LLC	\$292,000	\$215,000	\$209,000	\$209,000	\$238,000
Atmos Energy (Fka Mississippi Valley Gas Company)	\$73,790,000	\$70,630,000	\$65,020,000	\$61,450,000	\$58,590,000
Willmut Gas & Oil Company	\$3,330,000	\$3,350,000	\$3,320,000	\$3,240,000	\$3,160,000
<b>Total Gas Distribution</b>	<b>\$92,912,000</b>	<b>\$86,995,000</b>	<b>\$80,249,000</b>	<b>\$76,599,000</b>	<b>\$73,588,000</b>
<b>Gas Transmission Companies</b>					
ANR Pipeline Company	\$10,700,000	\$9,900,000	\$10,100,000	\$10,400,000	\$11,100,000
Columbia Gulf Transmission Company	\$21,600,000	\$18,300,000	\$18,000,000	\$16,700,000	\$15,800,000
Southcross Energy (Crosstex Energy) (Aim Pipeline Company) (Mississippi Fuel)	\$7,600,000	\$8,400,000	\$9,100,000	\$9,400,000	\$10,500,000
Destin Pipeline Company, LLC	\$37,700,000	\$37,370,000	\$29,945,000	\$30,605,000	\$38,500,000
Florida Gas Transmission Company	\$23,300,000	\$22,800,000	\$22,600,000	\$24,000,000	\$24,600,000
Gulf South Pipeline Company (Fka Koch Gateway)	\$182,300,000	\$184,600,000	\$153,800,000	\$154,700,000	\$153,200,000
Gulfstream Natural Gas System	\$13,200,000	\$13,200,000	\$13,100,000	\$13,100,000	\$12,800,000
American Midstream (MIDLA)	\$500,000	\$480,000	\$540,000	\$540,000	\$540,000
American Midstream (Alatenn) (Fka Midcoast)	\$169,000	\$169,000	\$173,000	\$170,000	\$169,000
Fayetteville Express Pipeline LLC	\$29,300,000	\$34,100,000	\$33,800,000	\$32,800,000	\$29,600,000
Midcontinent Express Pipeline	\$87,000,000	\$89,300,000	\$92,000,000	\$94,000,000	\$97,400,000
Petal Gas Storage, LLC	---	---	\$23,600,000	\$25,900,000	\$26,400,000
Enable Gas Transmission (Fka Centerpoint Energy Transmission)	\$41,300	\$36,900	\$39,000	\$45,900	\$48,300
Southeast Supply Header	\$185,300,000	\$185,900,000	\$179,000,000	\$179,500,000	\$172,700,000
Southern Natural Gas Company	\$133,300,000	\$137,700,000	\$132,800,000	\$127,800,000	\$121,400,000
Tennessee Gas Pipeline Company	\$97,800,000	\$85,500,000	\$78,800,000	\$67,800,000	\$62,500,000
Texas Eastern Transmission Corporation	\$65,400,000	\$55,800,000	\$46,500,000	\$44,400,000	\$43,800,000
Texas Gas Transmission Corporation	\$98,500,000	\$100,500,000	\$97,300,000	\$101,200,000	\$100,500,000
Transco Gas Pipeline	\$38,600,000	\$38,600,000	\$41,400,000	\$46,700,000	\$48,400,000
Trunkline Gas Company	\$7,790,000	\$9,240,000	\$9,410,000	\$9,120,000	\$8,950,000
<b>Total Gas Transmission</b>	<b>\$1,040,100,300</b>	<b>\$1,031,895,900</b>	<b>\$992,007,000</b>	<b>\$988,880,900</b>	<b>\$978,907,300</b>
<b>Liquid Pipeline Companies</b>					
Cal-KY Pipeline	\$13,100,000	\$14,100,000	\$10,200,000	---	---
Capline System	\$10,400,000	\$11,500,000	\$12,000,000	\$11,900,000	\$15,300,000
Centennial Pipeline LLC	\$1,390,000	\$2,800,000	\$2,700,000	\$2,900,000	\$3,500,000
Churchula Pipeline Company, LLC (EPC)	---	\$510,000	\$460,000	\$460,000	\$470,000
Colonial Pipeline Company	\$83,600,000	\$81,000,000	\$78,400,000	\$72,700,000	\$66,100,000
Dixie Pipeline Company	\$2,650,000	\$2,700,000	\$2,500,000	\$2,500,000	\$3,300,000
Genesis Crude Oil LP (Fka Howell Pipeline)	\$2,600,000	\$3,600,000	\$4,200,000	\$3,400,000	\$3,100,000
Mid-Valley Pipeline Company	\$6,800,000	\$7,500,000	\$8,700,000	\$7,700,000	\$7,600,000
Parkway Pipeline LLC	\$17,200,000	\$17,900,000	\$19,100,000	---	---
Plains Pipeline	\$21,500,000	\$23,100,000	\$18,500,000	\$5,700,000	\$5,300,000
Plantation Pipeline Company	\$21,600,000	\$21,600,000	\$20,500,000	\$18,800,000	\$16,900,000
Tri-States NGL Pipeline, LLC	\$15,500,000	\$15,800,000	\$15,300,000	\$16,100,000	\$20,500,000
<b>Total Liquid Pipeline</b>	<b>\$196,340,000</b>	<b>\$202,110,000</b>	<b>\$192,560,000</b>	<b>\$142,160,000</b>	<b>\$142,070,000</b>
<b>Total Oil &amp; Gas</b>	<b>\$1,329,352,300</b>	<b>\$1,321,000,900</b>	<b>\$1,264,816,000</b>	<b>\$1,207,639,900</b>	<b>\$1,194,565,300</b>
<b>Total Public Service &amp; Transportation Assessments (Including Grand Gulf)</b>	<b>\$3,730,778,255</b>	<b>\$3,558,200,728</b>	<b>\$3,446,806,770</b>	<b>\$3,249,925,824</b>	<b>\$3,081,881,644</b>



# Public Service & Transportation Comparative Statement of Assessments 2016-2007

2011	2010	2009	2008	2007	Oil & Gas Companies
					<b>Gas Distribution Companies</b>
\$11,200,000	\$10,900,000	\$11,400,000	\$11,080,000	\$10,800,000	Centerpoint Energy - Entex (Fka Reliant Energy-Entex)
\$275,000	\$262,000	\$279,000	\$297,000	\$280,000	Mississippi River Gas, LLC
\$54,010,000	\$51,360,000	\$50,660,000	\$47,500,000	\$44,700,000	Atmos Energy (Fka Mississippi Valley Gas Company)
\$3,080,000	\$2,960,000	\$2,970,000	\$2,840,000	\$3,050,000	Willmut Gas & Oil Company
<b>\$68,565,000</b>	<b>\$65,482,000</b>	<b>\$65,309,000</b>	<b>\$61,717,000</b>	<b>\$58,830,000</b>	<b>Total Gas Distribution</b>
					<b>Gas Transmission Companies</b>
\$11,200,000	\$11,000,000	\$11,300,000	\$11,800,000	\$12,000,000	ANR Pipeline Company
\$14,600,000	\$15,300,000	\$16,400,000	\$14,400,000	\$13,000,000	Columbia Gulf Transmission Company
\$11,000,000	\$11,000,000	\$10,900,000	\$9,900,000	\$8,500,000	Southcross Energy (Crosstex Energy) (Aim Pipeline Company) (Mississippi Fuel)
\$39,500,000	\$40,300,000	\$39,400,000	\$39,400,000	\$41,200,000	Destin Pipeline Company, LLC
\$22,500,000	\$24,600,000	\$25,200,000	\$25,500,000	\$26,000,000	Florida Gas Transmission Company
\$158,500,000	\$154,800,000	\$140,000,000	\$51,000,000	\$26,000,000	Gulf South Pipeline Company (Fka Koch Gateway)
\$12,500,000	\$12,000,000	\$12,000,000	\$12,000,000	\$11,400,000	Gulfstream Natural Gas System
\$540,000	\$540,000	\$590,000	\$580,000	\$590,000	American Midstream (MIDLA)
\$169,000	\$174,000	\$180,000	\$180,000	\$200,000	American Midstream (Alatenn) (Fka Midcoast)
\$27,100,000	---	---	---	---	Fayetteville Express Pipeline LLC
\$100,000,000	\$97,500,000	---	---	---	Midcontinent Express Pipeline
\$26,400,000	\$24,300,000	\$22,900,000	\$21,000,000	\$20,600,000	Petal Gas Storage, LLC
\$47,100	\$41,000	\$31,200	\$30,800	\$27,000	Enable Gas Transmission (Fka Centerpoint Energy Transmission)
\$164,300,000	\$162,600,000	\$126,900,000	\$24,400,000	---	Southeast Supply Header
\$97,300,000	\$87,600,000	\$79,000,000	\$79,000,000	\$77,700,000	Southern Natural Gas Company
\$56,600,000	\$51,400,000	\$49,400,000	\$53,000,000	\$51,700,000	Tennessee Gas Pipeline Company
\$44,000,000	\$41,800,000	\$40,000,000	\$41,400,000	\$40,200,000	Texas Eastern Transmission Corporation
\$102,300,000	\$98,300,000	\$76,800,000	\$25,500,000	\$23,500,000	Texas Gas Transmission Corporation
\$43,200,000	\$43,500,000	\$40,600,000	\$39,600,000	\$40,800,000	Transco Gas Pipeline
\$8,800,000	\$8,800,000	\$8,500,000	\$8,200,000	\$7,500,000	Trunkline Gas Company
<b>\$940,556,100</b>	<b>\$885,555,000</b>	<b>\$700,101,200</b>	<b>\$456,890,800</b>	<b>\$400,917,000</b>	<b>Total Gas Transmission</b>
					<b>Liquid Pipeline Companies</b>
---	---	---	---	---	Cal-KY Pipeline
\$15,300,000	\$16,100,000	\$16,300,000	\$16,700,000	\$18,000,000	Capline System
\$4,100,000	\$4,800,000	\$5,300,000	\$5,400,000	\$5,400,000	Centennial Pipeline LLC
\$440,000	\$440,000	\$440,000	\$430,000	\$440,000	Churchula Pipeline Company, LLC (EPC)
\$66,000,000	\$64,600,000	\$64,100,000	\$62,400,000	\$60,800,000	Colonial Pipeline Company
\$3,700,000	\$3,600,000	\$3,600,000	\$3,800,000	\$4,100,000	Dixie Pipeline Company
\$3,000,000	\$3,200,000	\$2,900,000	\$2,850,000	\$2,200,000	Genesis Crude Oil LP (Fka Howell Pipeline)
\$4,600,000	\$3,800,000	\$3,700,000	\$3,600,000	\$3,300,000	Mid-Valley Pipeline Company
---	---	---	---	---	Parkway Pipeline LLC
\$5,200,000	\$4,700,000	\$4,500,000	\$4,400,000	\$4,600,000	Plains Pipeline
\$15,000,000	\$14,200,000	\$14,800,000	\$14,500,000	\$13,800,000	Plantation Pipeline Company
\$14,500,000	\$7,800,000	\$7,400,000	\$7,500,000	\$7,500,000	Tri-States NGL Pipeline, LLC
<b>\$131,840,000</b>	<b>\$123,240,000</b>	<b>\$123,040,000</b>	<b>\$121,580,000</b>	<b>\$120,140,000</b>	<b>Total Liquid Pipeline</b>
<b>\$1,140,961,100</b>	<b>\$1,074,277,000</b>	<b>\$888,450,200</b>	<b>\$640,187,800</b>	<b>\$579,887,000</b>	<b>Total Oil &amp; Gas</b>
<b>\$2,976,642,365</b>	<b>\$2,875,512,884</b>	<b>\$2,696,359,512</b>	<b>\$2,442,876,882</b>	<b>\$2,366,177,225</b>	<b>Total Public Service &amp; Transportation Assessments (Including Grand Gulf)</b>

## Total Assessments for all Counties Calendar Years 2008 through 2016

County	2008	2009	2010	2011	2012	2013	2014	2015	2016
Adams	\$207,697,237	\$243,320,620	\$241,512,367	\$238,784,898	\$242,865,663	\$247,482,300	\$254,986,415	\$272,930,499	\$273,098,225
Alcorn	\$231,903,486	\$239,374,981	\$230,815,110	\$228,848,088	\$225,265,829	\$224,300,825	\$231,094,646	\$239,598,649	\$244,848,593
Amite	\$98,868,157	\$99,361,166	\$97,485,497	\$94,516,398	\$95,205,172	\$94,502,597	\$98,229,325	\$102,798,441	\$117,812,476
Attala	\$164,525,205	\$176,588,678	\$175,490,603	\$187,347,689	\$214,274,672	\$185,946,019	\$185,714,916	\$192,336,888	\$196,690,140
Benton	\$70,341,377	\$69,083,976	\$68,021,978	\$68,001,690	\$68,740,747	\$70,982,341	\$72,379,977	\$73,355,695	\$75,239,160
Bolivar	\$273,674,833	\$273,035,748	\$281,765,264	\$313,352,976	\$291,846,870	\$321,272,272	\$298,373,053	\$307,076,710	\$318,731,884
Calhoun	\$78,106,407	\$78,569,641	\$79,855,876	\$82,114,511	\$81,426,931	\$83,205,582	\$85,219,371	\$94,244,251	\$98,254,370
Carroll	\$76,590,745	\$74,687,566	\$73,351,838	\$73,119,988	\$74,966,780	\$74,132,079	\$75,806,786	\$79,662,511	\$82,386,622
Chickasaw	\$90,217,804	\$89,460,124	\$91,134,277	\$90,077,134	\$90,966,661	\$92,901,759	\$91,160,481	\$92,043,251	\$95,527,116
Choctaw	\$203,010,823	\$210,425,338	\$226,089,772	\$231,320,750	\$232,914,681	\$257,934,325	\$288,942,305	\$277,925,833	\$290,276,259
Claiborne	\$59,334,487	\$66,499,450	\$67,655,312	\$68,618,894	\$66,877,049	\$72,176,335	\$71,667,399	\$76,956,471	\$74,054,275
Clarke	\$139,279,562	\$157,372,406	\$173,881,167	\$174,600,554	\$183,532,400	\$183,548,696	\$188,566,291	\$824,190,415	\$198,057,307
Clay	\$143,619,307	\$140,255,782	\$140,335,263	\$138,766,938	\$138,198,138	\$138,784,290	\$139,891,730	\$142,691,395	\$144,383,857
Coahoma	\$174,853,545	\$179,568,235	\$181,417,110	\$195,603,947	\$197,021,253	\$205,997,825	\$208,688,029	\$212,911,086	\$218,641,020
Copiah	\$174,332,306	\$201,603,552	\$204,759,199	\$205,529,437	\$206,287,440	\$208,037,674	\$212,858,337	\$216,930,536	\$227,629,217
Covington	\$179,825,212	\$199,811,087	\$205,118,837	\$206,282,658	\$215,997,645	\$222,105,648	\$225,593,477	\$226,969,461	\$228,884,888
Desoto	\$1,537,222,675	\$1,572,474,660	\$1,553,344,200	\$1,573,224,279	\$1,602,315,603	\$1,643,505,682	\$1,612,629,468	\$1,659,899,515	\$1,725,776,950
Forrest	\$543,891,315	\$625,551,991	\$636,375,500	\$598,725,597	\$610,939,796	\$637,774,611	\$644,502,157	\$661,449,806	\$663,368,356
Franklin	\$63,093,177	\$61,831,703	\$59,837,426	\$58,535,057	\$58,859,006	\$58,540,862	\$59,753,377	\$61,790,585	\$65,694,895
George	\$128,904,621	\$152,790,353	\$156,731,301	\$156,131,859	\$159,033,503	\$160,797,910	\$162,761,903	\$177,332,576	\$179,540,403
Greene	\$79,674,374	\$139,416,099	\$96,552,359	\$99,887,380	\$101,473,879	\$105,798,931	\$110,144,501	\$122,763,848	\$119,691,823
Grenada	\$176,504,075	\$181,547,645	\$180,303,025	\$181,755,567	\$192,192,675	\$216,330,081	\$194,287,552	\$199,932,501	\$219,734,235
Hancock	\$500,457,420	\$528,654,186	\$560,155,065	\$549,041,797	\$543,397,059	\$540,343,114	\$553,798,741	\$554,661,140	\$575,572,731
Harrison	\$1,945,757,400	\$1,988,959,815	\$2,002,889,027	\$2,006,691,249	\$2,001,953,709	\$2,015,020,294	\$2,013,589,745	\$2,033,616,836	\$2,193,247,996
Hinds	\$1,865,928,469	\$1,861,137,822	\$1,883,977,608	\$1,862,955,957	\$1,870,995,448	\$1,890,989,151	\$1,897,073,303	\$1,901,775,729	\$1,932,921,835
Holmes	\$106,278,217	\$121,800,309	\$118,354,471	\$113,636,190	\$114,029,133	\$116,602,478	\$117,911,109	\$124,313,244	\$125,938,538
Humphreys	\$55,963,763	\$68,900,176	\$74,506,625	\$74,731,662	\$77,623,287	\$78,894,648	\$77,883,649	\$79,157,431	\$81,632,535
Issaquena	\$21,673,660	\$21,081,435	\$21,029,039	\$21,365,392	\$23,191,637	\$24,789,702	\$25,544,201	\$26,767,888	\$27,620,692
Itawamba	\$121,454,620	\$123,973,439	\$128,915,535	\$124,327,682	\$131,797,079	\$129,855,924	\$134,825,156	\$139,761,028	\$149,528,070
Jackson	\$1,663,341,716	\$1,648,881,049	\$1,663,061,627	\$1,582,995,965	\$1,708,892,493	\$1,657,296,431	\$1,742,170,912	\$2,098,730,424	\$2,188,574,187
Jasper	\$165,923,872	\$159,115,884	\$165,607,124	\$162,832,653	\$193,481,566	\$198,642,994	\$203,703,739	\$203,707,753	\$207,950,790
Jefferson	\$44,205,368	\$43,584,241	\$41,657,619	\$38,593,365	\$38,629,381	\$43,440,860	\$42,067,241	\$47,658,126	\$49,338,032
Jefferson Davis	\$80,597,246	\$90,851,479	\$92,648,144	\$92,101,608	\$94,787,149	\$97,553,724	\$99,974,385	\$106,828,566	\$106,712,762
Jones	\$457,668,608	\$479,790,534	\$507,716,885	\$503,059,809	\$513,368,584	\$517,167,208	\$525,926,763	\$529,881,787	\$534,165,011
Kemper	\$52,389,869	\$47,360,468	\$53,484,357	\$52,370,106	\$77,127,904	\$134,499,038	\$205,031,962	\$191,148,432	\$265,930,868
Lafayette	\$439,946,583	\$473,231,269	\$476,357,659	\$479,719,098	\$498,127,114	\$525,198,695	\$551,159,441	\$580,511,559	\$614,289,962
Lamar	\$465,313,036	\$478,391,088	\$480,386,840	\$484,719,265	\$490,972,891	\$521,957,700	\$510,623,312	\$523,854,842	\$543,242,572
Lauderdale	\$596,179,798	\$606,163,460	\$605,087,555	\$599,939,516	\$591,468,749	\$610,797,876	\$620,275,710	\$626,865,895	\$656,461,551
Lawrence	\$126,989,004	\$130,249,642	\$124,488,139	\$124,271,562	\$125,647,383	\$131,013,282	\$133,021,618	\$135,412,493	\$137,550,940
Leake	\$115,602,919	\$116,457,700	\$117,286,358	\$118,738,978	\$87,668,995	\$119,494,241	\$118,901,043	\$119,308,435	\$121,199,650
Lee	\$809,057,732	\$811,198,404	\$810,909,139	\$815,449,838	\$849,109,078	\$834,344,437	\$888,320,220	\$902,338,630	\$961,308,995
Leflore	\$226,554,551	\$236,352,646	\$233,876,795	\$235,306,750	\$238,576,629	\$248,275,884	\$251,638,590	\$256,357,932	\$262,191,325

## Total Assessments for all Counties Calendar Years 2008 through 2016

County	2008	2009	2010	2011	2012	2013	2014	2015	2016
Lincoln	\$238,594,501	\$257,873,650	\$257,691,039	\$265,111,533	\$261,667,056	\$271,938,608	\$268,888,330	\$285,042,691	\$281,683,798
Lowndes	\$756,411,016	\$785,104,421	\$911,171,951	\$907,886,499	\$957,128,847	\$1,009,533,390	\$1,018,755,514	\$1,034,806,884	\$1,002,935,931
Madison	\$1,323,281,755	\$1,281,011,167	\$1,368,418,768	\$1,366,262,748	\$1,360,513,131	\$1,440,387,164	\$1,505,038,727	\$1,566,456,640	\$1,620,741,124
Marion	\$142,394,604	\$144,763,615	\$142,871,063	\$143,627,196	\$145,370,408	\$157,582,816	\$168,037,939	\$166,323,428	\$169,297,890
Marshall	\$236,195,729	\$277,435,245	\$224,949,716	\$223,455,628	\$232,607,024	\$236,964,780	\$240,672,399	\$275,893,497	\$295,781,049
Monroe	\$286,615,187	\$290,521,456	\$307,257,606	\$308,518,002	\$313,080,224	\$315,289,829	\$321,115,746	\$338,891,161	\$336,288,799
Montgomery	\$59,123,505	\$58,290,932	\$57,671,701	\$62,103,662	\$61,485,907	\$62,519,532	\$63,136,281	\$63,919,578	\$66,537,370
Neshoba	\$168,389,155	\$163,128,623	\$160,564,843	\$162,145,822	\$162,323,517	\$164,163,057	\$169,896,274	\$168,702,973	\$179,464,943
Newton	\$108,238,263	\$108,637,105	\$111,473,897	\$109,757,508	\$111,646,853	\$115,439,513	\$121,615,678	\$123,459,480	\$129,503,681
Noxubee	\$64,036,570	\$61,990,092	\$63,541,129	\$65,004,210	\$64,528,143	\$66,837,187	\$68,228,914	\$68,116,840	\$73,427,040
Oktober	\$298,060,500	\$307,232,657	\$327,570,689	\$330,275,356	\$336,923,746	\$342,468,610	\$357,979,085	\$370,425,404	\$386,373,281
Panola	\$264,701,052	\$275,487,756	\$272,002,719	\$312,958,667	\$322,520,685	\$251,600,781	\$260,566,502	\$272,185,679	\$270,588,888
Pearl River	\$374,913,524	\$379,184,098	\$374,542,204	\$371,178,713	\$352,743,797	\$366,106,027	\$361,345,896	\$368,834,621	\$401,020,310
Perry	\$93,477,349	\$103,324,964	\$107,724,311	\$105,711,025	\$106,747,220	\$104,449,025	\$105,879,535	\$116,701,217	\$118,921,674
Pike	\$281,450,065	\$283,803,998	\$284,173,285	\$283,343,649	\$278,870,851	\$285,961,329	\$291,135,793	\$296,017,167	\$307,834,073
Pontotoc	\$170,645,490	\$171,619,370	\$168,587,046	\$170,281,386	\$175,572,974	\$170,246,843	\$174,638,058	\$175,494,737	\$180,014,635
Prentiss	\$124,706,675	\$127,735,998	\$132,601,702	\$129,064,764	\$131,052,016	\$131,806,367	\$133,910,807	\$121,567,340	\$141,385,333
Quitman	\$50,778,711	\$46,819,214	\$46,912,096	\$65,264,808	\$67,714,269	\$70,343,765	\$73,090,483	\$75,818,702	\$75,303,039
Rankin	\$1,406,319,162	\$1,410,878,351	\$1,432,119,584	\$1,439,772,130	\$1,456,507,829	\$1,490,206,167	\$1,531,136,493	\$1,557,346,235	\$1,591,967,687
Scott	\$169,492,088	\$169,679,072	\$179,273,753	\$174,464,846	\$178,223,824	\$176,402,673	\$178,549,052	\$187,653,168	\$195,152,985
Sharkey	\$39,547,776	\$39,745,967	\$38,854,974	\$40,267,304	\$42,065,163	\$44,113,162	\$45,517,791	\$47,374,295	\$49,216,205
Simpson	\$159,751,885	\$191,052,668	\$199,342,715	\$228,894,710	\$229,579,502	\$240,007,908	\$239,937,208	\$255,188,060	\$253,327,158
Smith	\$103,445,218	\$93,714,727	\$127,361,734	\$126,705,362	\$133,330,406	\$137,580,602	\$145,722,929	\$148,739,649	\$150,427,831
Stone	\$100,712,019	\$109,850,361	\$109,888,140	\$109,901,493	\$112,578,550	\$111,167,478	\$112,082,150	\$113,968,475	\$115,704,449
Sunflower	\$169,790,118	\$167,066,598	\$170,705,673	\$172,135,194	\$179,795,814	\$176,510,521	\$181,146,037	\$186,929,556	\$195,746,152
Tallahatchie	\$89,489,208	\$109,456,074	\$89,344,808	\$102,633,373	\$104,437,119	\$108,044,759	\$111,746,584	\$116,212,239	\$121,456,862
Tate	\$162,126,340	\$168,035,256	\$168,255,671	\$167,201,266	\$172,872,680	\$167,036,786	\$169,240,468	\$178,039,347	\$176,612,120
Tippah	\$120,453,110	\$117,325,202	\$113,398,059	\$117,780,469	\$119,053,355	\$119,881,841	\$119,926,180	\$126,412,480	\$133,109,504
Tishomingo	\$141,566,885	\$150,225,308	\$147,380,386	\$145,402,677	\$148,419,875	\$153,144,530	\$157,451,664	\$160,591,830	\$174,146,497
Tunica	\$260,010,701	\$254,765,814	\$247,809,202	\$242,046,533	\$237,754,888	\$255,867,526	\$261,892,238	\$259,988,076	\$237,090,161
Union	\$158,975,306	\$159,798,972	\$203,457,509	\$205,756,808	\$271,943,513	\$273,127,870	\$279,892,737	\$287,148,213	\$287,815,877
Walthall	\$87,722,731	\$87,900,609	\$91,730,463	\$93,905,053	\$95,326,373	\$95,342,772	\$100,625,124	\$101,776,409	\$102,769,491
Warren	\$556,283,044	\$602,724,336	\$620,305,021	\$613,217,085	\$598,170,580	\$599,869,379	\$598,386,674	\$611,676,662	\$620,767,287
Washington	\$369,252,882	\$391,941,717	\$387,106,438	\$387,766,336	\$399,175,314	\$409,336,027	\$414,706,947	\$415,568,333	\$430,268,124
Wayne	\$139,198,039	\$150,050,017	\$150,702,509	\$148,521,680	\$148,152,878	\$153,120,993	\$155,426,140	\$159,202,890	\$162,322,261
Webster	\$61,781,778	\$61,029,503	\$63,086,129	\$63,336,043	\$62,084,797	\$62,403,445	\$91,724,828	\$66,404,797	\$68,375,415
Wilkinson	\$58,352,945	\$58,557,112	\$59,853,294	\$60,475,772	\$57,769,289	\$56,606,711	\$56,826,360	\$62,202,256	\$67,031,806
Winston	\$119,292,264	\$121,058,955	\$118,229,628	\$117,597,633	\$122,214,197	\$124,899,704	\$120,687,017	\$125,369,537	\$134,255,483
Yalobusha	\$70,701,930	\$74,525,392	\$72,556,170	\$71,623,875	\$73,937,730	\$78,865,064	\$81,588,369	\$86,813,222	\$88,035,259
Yazoo	\$168,834,882	\$170,883,025	\$172,898,052	\$180,184,249	\$182,283,657	\$190,749,480	\$193,817,258	\$205,396,131	\$210,550,019
<b>Grand Totals</b>	<b>\$24,511,868,543</b>	<b>\$25,252,995,244</b>	<b>\$25,667,614,569</b>	<b>\$25,699,535,798</b>	<b>\$26,189,551,662</b>	<b>\$26,730,160,346</b>	<b>\$27,278,254,745</b>	<b>\$28,847,108,992</b>	<b>\$29,196,952,604</b>



# Contact and Mailing Information

## Mailing Addresses

<b>Income Tax (for refund)</b> P.O. Box 23058 Jackson, MS 39225-3058	<b>Correspondence</b> P.O. Box 1033 Jackson, MS 39215-1033
<b>Other Tax Returns</b> P.O. Box 23050 Jackson, MS 39225-3050	<b>Motor Vehicle Licensing</b> P.O. Box 1140 Jackson, MS 39215-1140
<b>Review Board</b> P.O. Box 22828 Jackson, MS 39225 Fax: 601-923-7844	<b>Titles</b> P.O. Box 1383 Jackson, MS 39215-1383

## Frequently Called Phone Numbers

<b>Call Center</b>	<b>601-923-7700</b>
Bankruptcy	601-923-7393
Income Tax Refund	601-923-7801
Liens, collections	601-923-7391
Registration	601-923-7700
Review Board	601-923-7440
Titles (Motor Vehicles)	601-923-7200

## Taxpayer Service Offices

### Main Office/Jackson District

**Mailing Address:**  
P.O.Box 1033 Jackson, MS 39215-1033  
**Physical Address:**  
500 Clinton Center Drive Clinton, MS 39056  
**Phone:** (601)923-7300 **Fax:** (601)923-7318

### Hattiesburg District

**Mailing Address:**  
P.O.Box 1709 Hattiesburg, MS 39403-1709  
**Physical Address:**  
17 JM Tatum Industrial Dr. Ste 2 Hattiesburg, MS 39401  
**Phone:** (601)545-1261 **Fax:** (601)584-4051

### Brookhaven District

**Mailing Address:**  
P.O.Box 3999 Brookhaven, MS 39603-7999  
**Physical Address:**  
1385 Johnny Johnson Dr. Brookhaven, MS 39601  
**Phone:** (601)833-4761 **ABC:** (601)833-4778 **Fax:** (601)833-3096

### Hernando District

**Mailing Address:**  
2631 McIngvale Road, Suite 116 Hernando, MS 38632  
**Physical Address:**  
2631 McIngvale Road, Suite 116 Hernando, MS 38632  
**Phone:** (662)449-5150 **Fax:** (662)449-5163

### Greenwood District

**Mailing Address:**  
P.O.Drawer D Greenwood, MS 38935-0420  
**Physical Address:**  
200 E. Washington St., Suite 125 Greenwood, MS 38930  
**Phone:** (662)453-1742 **Fax:** (662)453-7981

### Meridian District

**Mailing Address:**  
P.O.Box 5794 Meridian, MS 39302  
**Physical Address:**  
900 Highway 19 South Meridian, MS 39301  
**Phone:** (601)483-2273 **Fax:** (601)693-2473

### Gulf Coast District

**Mailing Address:**  
1141 Bayview Avenue., Ste 400 Biloxi, MS 39530-1601  
**Physical Address:**  
1141 Bayview Avenue., Ste 400 Biloxi, MS 39530-1601  
**Phone:** (228)436-0554 **Fax:** (228)436-0964

### Tupelo District

**Mailing Address:**  
P.O.Box 3000 Tupelo, MS 38803  
**Physical Address:**  
1935 McCullough Blvd. Tupelo, MS 38801  
**Phone:** (662)842-4316 **Fax:** (662)842-5041

## Alcoholic Beverage Control

<b>Physical Address</b> 1286 Gluckstadt Road Madison, MS 39110	<b>Mailing Address</b> P.O. Box 540 Madison, MS 39130-0540
<b>Phone:</b> 601-856-1301	<b>ABC Permit Bureau</b>
<b>Fax:</b> 601-856-1390	601-856-1330



[www.dor.ms.gov](http://www.dor.ms.gov)



@MSDeptofRevenue  
@MSAlcoholicBeverageControl



@MSDeptofRevenue

Mississippi Department of Revenue  
P.O. Box 22828 Jackson, MS 39225  
500 Clinton Center, Clinton, MS 39056

(601) 923-7700

[www.dor.ms.gov](http://www.dor.ms.gov)

Date of Publication: December 2017

Annual Report Compiled by Aaron Robinson  
Section Photos taken by Katie Lawson / Joyce Owen / Aaron Robinson  
Employee Honors and Service Award Photos taken by Tommy Bennett